

AZM161CC-12/12RKT-M16-24V



- Long life
- 6 Contacts
- Emergency exit
- Double-insulated
- 130 mm x 90 mm x 30 mm
- Thermoplastic enclosure
- Large wiring compartment
- cable entries 4 M 16 x 1.5
- Interlock with protection against incorrect locking.

Data

Ordering data

Product type description	AZM 161CC-12/12RKT-024
Article number (order number)	101181209
EAN (European Article Number)	4030661315607
eCl@ss number, Version 9.0	27-27-26-03

Approval - Standards

Certificates	cULus
	CCC
	EAC

General data

Product name	AZM 161
Standards	EN 60947-5-1 BG-GS-ET-19
Coding level according to ISO 14119	Low
Active principle	electromechanical
Enclosure material	Plastic, glass-fibre reinforced thermoplastic, self-extinguishing
Material of the contacts, electrical	Silver
Gross weight	420 g

General data - Features

Power to unlock	Yes
Emergency exit	Yes

Number of actuating directions	3
Number of auxiliary contacts	2
Number of safety contacts	4

Safety appraisal

Standards	ISO 13849-1
Mission Time	20 Year(s)

Safety appraisal - Safety outputs

B10d Normally-closed contact (NC)	2,000,000 Operations
B10d Normally open contact (NO)	1,000,000 Operations

Mechanical data

Mechanical life, minimum	1,000,000 Operations
Actuating play in direction of actuation	5.5 mm
Clamping force in accordance with ISO14119 F_{zh}	2,000 N
Latching force	30 N
positive break travel	10 mm
Positive break force, minimum	20 N
Actuating speed, maximum	2 m/s

Mechanical data - Connection technique

Terminal Connector	Cage clamps
Cable section, minimum	1 x 0.25 mm ²
Cable section, maximum	1 x 1.5 mm ²
Note (Cable section)	All indications about the cable section are including the conductor ferrules.

Mechanical data - Dimensions

Height of sensor	90 mm
Length of sensor	30 mm
Width of sensor	130 mm

Ambient conditions

Protection class	IP 67 to IEC/EN 60529
Ambient temperature, minimum	-25 °C
Ambient temperature, maximum	+60 °C

Ambient conditions - Insulation value

Rated impulse withstand voltage	4 kV
---------------------------------	------

Electrical data

Thermal test current	6 A
Rated control voltage	24 VAC/DC
Required rated short-circuit current to EN 60947-5-1	1,000 A
Electrical power consumption, maximum	10 W
Switching element	NO contact, NC contact
Switching principle	Creep circuit element
Switching frequency	1,000 /h

Electrical data - Safety contacts

Voltage, Utilisation category AC15	230 VAC
Current, Utilisation category AC-15	4 A
Voltage, Utilisation category DC13	24 VDC
Current, Utilisation category DC13	2.5 A

Electrical data - Auxiliary contacts

Voltage, Utilisation category AC15	230 VAC
Current, Utilisation category AC-15	4 A
Voltage, Utilisation category DC13	24 VDC
Current, Utilisation category DC13	2.5 A

Other data

Note (applications)	sliding safety guard removable guard hinged safety guard
---------------------	--

Scope of delivery

Included in delivery	Actuators must be ordered separately.
----------------------	---------------------------------------

Notes

Note (Emergency exit)	For cases of danger Actuation from within the hazardous area
-----------------------	---

Ordering code

Product type description:

AZM 161 (1)-(2)(3)K(4)-(5)-(6)(7)

(1)
SK Screw connection
CC Cage clamps
ST Connector M12, 8 and 4 pole (only for Us: 24 VAC/DC)

(2)
12/12 2 NO contacts/4 NC contacts
12/11 2 NO contacts / 3 NC contacts (conector version)
11/12 2 NO contacts / 3 NC contacts (conector version)

(3)
without Latching force 5 N
R Latching force 30 N

(4)
without Power to unlock
A Power to lock

(5)
without Lateral manual release
ED Manual release on the cover side
EU Manual release on the rear side
T Lateral emergency exit
TD Emergency exit on the cover side
TU Emergency exit on the rear side
N Emergency release

(6)
024 Us: 24 VAC/DC
110/230 Us: 110/230 VAC

(7)
G with LED (only for Us: 24 VAC/DC)

Documents

Operating instructions and Declaration of conformity

(512,2 kB, 402020-01-14T11:17:40+00:001101UTC Tue, 14 Jan 2020 11:17:40 +000040am Tuesday.14am31UTC January 2020 Tue, 14 Jan 2020 11:17:40 +000001am31, Revision F)

Info

(86,6 kB, 322019-05-10T10:59:32+00:001005UTCFri, 10 May 2019 10:59:32 +000032amFriday.10am31UTCMay2019Fri, 10 May 2019 10:59:32 +000005am31)

BG-test certificate

(1,9 MB, 422020-09-01T07:25:42+00:000709UTCTue, 01 Sep 2020 07:25:42 +000042amTuesday.01am30UTCSeptember2020Tue, 01 Sep 2020 07:25:42 +000009am30)

UL Certificate

(413,6 kB, 542019-08-01T11:12:54+00:001108UTCThu, 01 Aug 2019 11:12:54 +000054amThursday.01am31UTCAugust2019Thu, 01 Aug 2019 11:12:54 +000008am31)

CCC certification

EAC certification

SISTEMA-VDMA library

(129,0 kB, 252020-06-30T15:45:25+00:000306UTCTue, 30 Jun 2020 15:45:25 +000025pmTuesday.30pm30UTCJune2020Tue, 30 Jun 2020 15:45:25 +000006pm30)

Pictures

Product picture (catalogue individual photo)



ID: kazm1f03

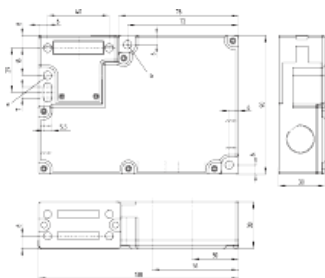
| 36,6 kB | .png | 74.083 x 55.739 mm - 210 x 158

Pixel - 72 dpi

| 698,5 kB | .jpg | 352.778 x 265.289 mm - 1000 x 752

Pixel - 72 dpi

Dimensional drawing basic component



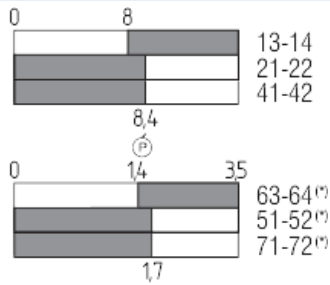
ID: kazm1g09

| 4,5 kB | .png | 74.083 x 62.442 mm - 210 x 177 Pixel
- 72 dpi

| 139,6 kB | .jpg | 352.778 x 298.097 mm - 1000 x 845
Pixel - 72 dpi

| 137,3 kB | .cdr |

Switch travel diagram

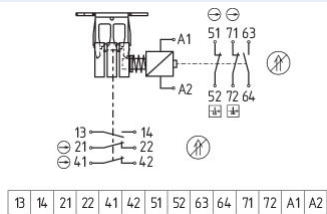


ID: kazm1s07

| 2,9 kB | .png | 74.083 x 63.853 mm - 210 x 181 Pixel
- 72 dpi

| 102,8 kB | .jpg | 352.778 x 304.8 mm - 1000 x 864
Pixel - 72 dpi

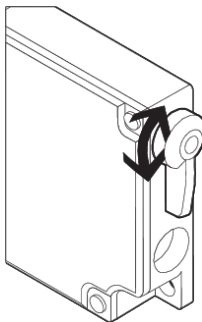
Diagram



ID: kazm1k29

| 111,9 kB | .jpg | 352.778 x 227.894 mm - 1000 x 646
Pixel - 72 dpi

Operating principle



ID: kazm1a46

| 18,4 kB | .png | 74.083 x 115.358 mm - 210 x 327
Pixel - 72 dpi

| 48,2 kB | .cdr |

| 195,4 kB | .jpg | 352.778 x 549.275 mm - 1000 x
1557 Pixel - 72 dpi


System components

Actuator



101145117 AZM 161-B1

- Straight actuator
- Particularly suitable for sliding doors




101144416 AZM 161-B1E

- Straight actuator
- Particularly suitable for sliding doors



101171859 AZM 161-B1ES

- Straight actuator
 - Particularly suitable for sliding doors
-



101175431 AZM 161-B1F

- Straight actuator
 - Particularly suitable for sliding doors
-



101171125 AZM161-B1S

- Straight actuator
 - Particularly suitable for sliding doors
-



101173089 AZM161-B1-2053

- Straight actuator
 - Particularly suitable for sliding doors
 - adjustable ball latch
-



101164100 AZM161-B1-1747



- Straight actuator with magnetic latch
 - Particularly suitable for sliding doors
-



101178199 AZM161-B1-2024



101176642 AZM161-B1-2177

- Straight actuator with centering guide
- Particularly suitable for sliding doors



101174113 AZM161-B6-2177

- For very small actuating radii



101170375 AZM 161-B6S



101144420 AZM 161-B6

- For very small actuating radii

AZM 170 Accessories



101100887 AZM KEY (M5)

- For manual release using M5 triangular key, available as accessory
- For maintenance, installation, etc.



101149213 MS-AZM161R/P



101150376 MS-AZM161P

K.A. Schmersal GmbH & Co. KG, Möddinghofe 3, D-42279 Wuppertal

The details and data referred to have been carefully checked. Images may diverge from original. Further technical data can be found in the manual. Technical amendments and errors possible.

Generated on 332020-12-07T10:26:33+01:001012Europe/BerlinMon, 07 Dec 2020 10:26:33

+010033amMonday.07am31Europe/BerlinCET2612Europe/BerlinDecember2020Mon, 07 Dec 2020 10:26:33
+010012am31