

Main

| | |
|---|--|
| Range | TeSys |
| Product name | TeSys K |
| Product or component type | Reversing contactor |
| Device short name | LP5K |
| Device application | Control |
| Contactor application | Resistive load Motor control |
| Utilisation category | AC-1 AC-3 AC-4 |
| Device presentation | Preamsembled with reversing power busbar |
| Poles description | 3P |
| Pole contact composition | 3 NO |
| [Ue] rated operational voltage | 690 V AC 50/60 Hz for power circuit \leq 690 V AC 50/60 Hz for signalling circuit |
| [Ie] rated operational current | 9 A at \leq 440 V AC AC-3 for power circuit 20 A (\leq 50 °C) at \leq 440 V AC AC-1 for power circuit 16 A (\leq 70 °C) at 690 V AC AC-1 for power circuit |
| Motor power kW | 4 kW at 380...415 V AC 50/60 Hz 4 kW at 440 V AC 50/60 Hz 4 kW at 480 V AC 50/60 Hz 4 kW at 500...600 V AC 50/60 Hz 4 kW at 660...690 V AC 50/60 Hz 2.2 kW at 220...230 V AC 50/60 Hz |
| Control circuit type | DC low consumption |
| [Uc] control circuit voltage | 24 V DC |
| Auxiliary contact composition | 1 NC |
| [Uimp] rated impulse withstand voltage | 8 kV |
| Overvoltage category | III |
| [Ith] conventional free air thermal current | 20 A at \leq 50 °C for power circuit 10 A at \leq 50 °C for signalling circuit |

| | |
|--|--|
| Irms rated making capacity | 110 A AC for power circuit conforming to NF C 63-110 110 A AC for power circuit conforming to IEC 60947 110 A AC for signalling circuit conforming to IEC 60947 |
| Rated breaking capacity | 110 A at 415 V conforming to IEC 60947 110 A at 440 V conforming to IEC 60947 80 A at 500 V conforming to IEC 60947 110 A at 220...230 V conforming to IEC 60947 110 A at 380...400 V conforming to IEC 60947 70 A at 660...690 V conforming to IEC 60947 |
| [Icw] rated short-time withstand current | 20 A $\leq 50^{\circ}\text{C} \geq 15$ min power circuit 90 A $\leq 50^{\circ}\text{C}$ 1 s power circuit 85 A $\leq 50^{\circ}\text{C}$ 5 s power circuit 80 A $\leq 50^{\circ}\text{C}$ 10 s power circuit 60 A $\leq 50^{\circ}\text{C}$ 30 s power circuit 45 A $\leq 50^{\circ}\text{C}$ 1 min power circuit 40 A $\leq 50^{\circ}\text{C}$ 3 min power circuit 80 A 1 s signalling circuit 90 A 500 ms signalling circuit 110 A 100 ms signalling circuit |
| Associated fuse rating | 25 A gG at ≤ 440 V for power circuit 25 A aM for power circuit 10 A gG for signalling circuit conforming to IEC 60947 10 A gG for signalling circuit conforming to VDE 0660 |
| Average impedance | 3 mOhm at 50 Hz - Ith 20 A for power circuit |
| [Ui] rated insulation voltage | 690 V for signalling circuit conforming to IEC 60947-4-1 690 V for signalling circuit conforming to IEC 60947-5-1 600 V for signalling circuit conforming to UL 508 600 V for power circuit conforming to CSA C22.2 No 14 600 V for signalling circuit conforming to CSA C22.2 No 14 690 V for power circuit conforming to IEC 60947-4-1 600 V for power circuit conforming to UL 508 |
| Electrical durability | 0.18 Mcycles 20 A AC-1 at $U_e \leq 440$ V 1.3 Mcycles 9 A AC-3 at $U_e \leq 440$ V |
| Interlocking type | Mechanical |
| Mounting support | Plate Rail |
| Standards | BS 5424 NF C 63-110 IEC 60947 VDE 0660 |
| Product certifications | UL CSA |
| Connections - terminals | Spring terminals 1 cable(s) 0.75...1.5 mm ² - cable stiffness: solid Spring terminals 1 cable(s) 0.75...1.5 mm ² - cable stiffness: flexible - without cable end |
| Operating time | 10...20 ms coil de-energisation and NO opening 30...40 ms coil energisation and NO closing |
| Safety reliability level | B10d = 1369863 cycles contactor with nominal load conforming to EN/ISO 13849-1 B10d = 20000000 cycles contactor with mechanical load conforming to EN/ISO 13849-1 |
| Mechanical durability | 5 Mcycles |
| Operating rate | 3600 cyc/h |




Complementary

| | |
|--------------------------------|--|
| Coil technology | Built-in bidirectional peak limiting diode suppressor |
| Control circuit voltage limits | 0.7...1.30 U_c at $\leq 50^{\circ}\text{C}$ operational 0.1...0.7 U_c at $\leq 50^{\circ}\text{C}$ drop-out |
| Inrush power in W | 1.8 W at 20°C |
| Hold-in power consumption in W | 1.8 W at 20°C |
| Heat dissipation | 1.8 W |
| Auxiliary contacts type | Type instantaneous 1 NC |
| Minimum switching current | 5 mA for signalling circuit |
| Minimum switching voltage | 17 V for signalling circuit |
| Non overlap distance | 0.5 mm |
| Insulation resistance | > 10 MOhm for signalling circuit |

Environment

| | |
|---------------------------------------|---|
| IP degree of protection | IP20 conforming to VDE 0106 |
| Protective treatment | TC conforming to IEC 60068 TC conforming to DIN 50016 |
| Ambient air temperature for operation | -25...50 °C |
| Ambient air temperature for storage | -50...80 °C |
| Operating altitude | 2000 m without derating in temperature |
| Flame retardance | V1 conforming to UL 94 Requirement 2 conforming to NF F 16-101 Requirement 2 conforming to NF F 16-102 |
| Mechanical robustness | Shocks contactor closed, on Z axis 15 Gn for 11 ms IEC 60068-2-27 Shocks contactor opened, on Z axis 10 Gn for 11 ms IEC 60068-2-27 Vibrations contactor closed 4 Gn, 5...300 Hz IEC 60068-2-6 Vibrations contactor opened 2 Gn, 5...300 Hz IEC 60068-2-6 Shocks contactor opened, on X axis 10 Gn for 11 ms IEC 60068-2-27 Shocks contactor opened, on Y axis 6 Gn for 11 ms IEC 60068-2-27 Shocks contactor closed, on X axis 15 Gn for 11 ms IEC 60068-2-27 Shocks contactor closed, on Y axis 10 Gn for 11 ms IEC 60068-2-27 |
| Height | 58 mm |
| Width | 90 mm |
| Depth | 57 mm |
| Product weight | 0.49 kg |

Offer Sustainability

| | |
|----------------------------------|--|
| Sustainable offer status | Green Premium product |
| RoHS (date code: YYWW) | Compliant - since 0825 - Schneider Electric declaration of conformity  Schneider Electric declaration of conformity |
| REACH | Reference not containing SVHC above the threshold Reference not containing SVHC above the threshold |
| Product environmental profile | Available  Product environmental |
| Product end of life instructions | Available  End of life manual |

Contractual warranty

| | |
|-----------------|-----------|
| Warranty period | 18 months |
|-----------------|-----------|