

## Insulated cable end-sleeves to DIN, with Easy-Entry

### Description

- > For fine and superfine stranded conductors, e.g. to DIN EN 60228 Cl. 5 and 6
- > Easy-Entry insulation for splice-free cable insertion
- > Halogen-free

### Characteristics

- > Colour-coding and tube dimension to DIN 46228, part 4
- > Temperature resistance: to 105 °C

### Material

- > Copper (EN13600)
- > Synthetic material: polypropylene

### Surface

- > Tin-plated to protect against corrosion




### Additional information



- > \* = not standardised
- > \*\*\* = quantities in one bag



## Articles



Insl. cable end-sleeve, 0.5 mm <sup>2</sup> , 12mm long	
Nominal cross section mm <sup>2</sup>	0.5
Part No.	4696
Farbe (Bild)	<input type="checkbox"/>
Dim. mm for d1	1.0
Dim. mm for d3	3.1
Dim. mm for l1	12
Dim. mm for l2	6
Dim. mm for s1	0.15
Weight /1000 pcs. ~ kg	0.070
Packing unit/pcs	1000
Insl. cable end-sleeve, 0.5 mm <sup>2</sup> , 14mm	
Nominal cross section mm <sup>2</sup>	0.5
Part No.	4698
Farbe (Bild)	<input type="checkbox"/>
Dim. mm for d1	1.0
Dim. mm for d3	3.1
Dim. mm for l1	14
Dim. mm for l2	8
Dim. mm for s1	0.15
Weight /1000 pcs. ~ kg	0.070
Packing unit/pcs	1000



Insl. cable end-sleeve DIN 46228 part 4, 0.5 mm <sup>2</sup> , 14mm long	
Nominal cross section mm <sup>2</sup>	0.5
Part No.	GR4698
Farbe (Bild)	<input type="checkbox"/>
Hint	***
Dim. mm for d1	1.0
Dim. mm for d3	3.1
Dim. mm for l1	14
Dim. mm for l2	8
Dim. mm for s1	0.15
Weight /1000 pcs. ~ kg	0.070
Packing unit/pcs	500
Insl. cable end-sleeve DIN 46228 part 4, 0.5 mm <sup>2</sup> , 16mm long	
Nominal cross section mm <sup>2</sup>	0.5
Part No.	46910
Farbe (Bild)	<input type="checkbox"/>
Dim. mm for d1	1.0
Dim. mm for d3	3.1
Dim. mm for l1	16
Dim. mm for l2	10
Dim. mm for s1	0.15
Weight /1000 pcs. ~ kg	0.085
Packing unit/pcs	1000
Insl. cable end-sleeve DIN 46228 part 4, 0.75 mm <sup>2</sup> , 12mm long	
Nominal cross section mm <sup>2</sup>	0.75

Part No.	4706
Farbe (Bild)	
Dim. mm for d1	1.2
Dim. mm for d3	3.3
Dim. mm for l1	12
Dim. mm for l2	6
Dim. mm for s1	0.15
Weight /1000 pcs. ~ kg	0.080
Packing unit/pcs	1000
Insl. cable end-sleeve, 0.75 mm <sup>2</sup> , 14mm	
Nominal cross section mm <sup>2</sup>	0.75
Part No.	4708
Farbe (Bild)	
Dim. mm for d1	1.2
Dim. mm for d3	3.3
Dim. mm for l1	14
Dim. mm for l2	8
Dim. mm for s1	0.15
Weight /1000 pcs. ~ kg	0.080
Packing unit/pcs	1000
Insl. cable end-sleeve DIN 46228 part 4, 0.75 mm <sup>2</sup> , 14mm long	
Nominal cross section mm <sup>2</sup>	0.75
Part No.	GR4708
Farbe (Bild)	
Hint	***




Dim. mm for d1	1.2
Dim. mm for d3	3.3
Dim. mm for l1	14
Dim. mm for l2	8
Dim. mm for s1	0.15
Weight /1000 pcs. ~ kg	0.080
Packing unit/pcs	500
Insl. cable end-sleeve DIN 46228 part 4, 0.75 mm <sup>2</sup> , 16mm long	
Nominal cross section mm <sup>2</sup>	0.75
Part No.	47010
Farbe (Bild)	
Dim. mm for d1	1.2
Dim. mm for d3	3.3
Dim. mm for l1	16
Dim. mm for l2	10
Dim. mm for s1	0.15
Weight /1000 pcs. ~ kg	0.100
Packing unit/pcs	1000
Insl. cable end-sleeve DIN 46228 part 4, 0.75 mm <sup>2</sup> , 18mm long	
Nominal cross section mm <sup>2</sup>	0.75
Part No.	47012
Farbe (Bild)	
Dim. mm for d1	1.2
Dim. mm for d3	3.3
Dim. mm for l1	18



Dim. mm for l2	12
Dim. mm for s1	0.15
Weight /1000 pcs. ~ kg	0.105
Packing unit/pcs	1000
Insl. cable end-sleeve DIN 46228 part 4, 1 mm <sup>2</sup> , 12mm long	
Nominal cross section mm <sup>2</sup>	1
Part No.	4716
Farbe (Bild)	
Dim. mm for d1	1.4
Dim. mm for d3	3.5
Dim. mm for l1	12
Dim. mm for l2	6
Dim. mm for s1	0.15
Weight /1000 pcs. ~ kg	0.090
Packing unit/pcs	1000
Insl. cable end-sleeve, 1 mm <sup>2</sup> , 14mm	
Nominal cross section mm <sup>2</sup>	1
Part No.	4718
Farbe (Bild)	
Dim. mm for d1	1.4
Dim. mm for d3	3.5
Dim. mm for l1	14
Dim. mm for l2	8
Dim. mm for s1	0.15
Weight /1000 pcs.	0.100



~ kg	
Packing unit/pcs	1000
Insl. cable end-sleeve DIN 46228 part 4, 1 mm <sup>2</sup> , 14mm long	
Nominal cross section mm <sup>2</sup>	1
Part No.	GR4718
Farbe (Bild)	
Hint	***
Dim. mm for d1	1.4
Dim. mm for d3	3.5
Dim. mm for l1	14
Dim. mm for l2	8
Dim. mm for s1	0.15
Weight /1000 pcs. ~ kg	0.100
Packing unit/pcs	500
Insl. cable end-sleeve DIN 46228 part 4, 1 mm <sup>2</sup> , 16mm long	
Nominal cross section mm <sup>2</sup>	1
Part No.	47110
Farbe (Bild)	
Dim. mm for d1	1.4
Dim. mm for d3	3.5
Dim. mm for l1	16
Dim. mm for l2	10
Dim. mm for s1	0.15
Weight /1000 pcs. ~ kg	0.120
Packing unit/pcs	1000



Insl. cable end-sleeve DIN 46228 part 4, 1 mm <sup>2</sup> , 18mm long	
Nominal cross section mm <sup>2</sup>	1
Part No.	47112
Farbe (Bild)	
Dim. mm for d1	1.4
Dim. mm for d3	3.5
Dim. mm for l1	18
Dim. mm for l2	12
Dim. mm for s1	0.15
Weight /1000 pcs. ~ kg	0.125
Packing unit/pcs	1000
Insl. cable end-sleeve DIN 46228 part 4, 1.5 mm <sup>2</sup> , 12mm long	
Nominal cross section mm <sup>2</sup>	1.5
Part No.	4726
Farbe (Bild)	
Hint	*
Dim. mm for d1	1.7
Dim. mm for d3	4.0
Dim. mm for l1	12
Dim. mm for l2	6
Dim. mm for s1	0.15
Weight /1000 pcs. ~ kg	0.105
Packing unit/pcs	1000
Insl. cable end-sleeve, 1.5 mm <sup>2</sup> , 14mm	
Nominal cross section mm <sup>2</sup>	1.5







Part No.	4728
Farbe (Bild)	
Dim. mm for d1	1.7
Dim. mm for d3	4.0
Dim. mm for l1	14
Dim. mm for l2	8
Dim. mm for s1	0.15
Weight /1000 pcs. ~ kg	0.110
Packing unit/pcs	1000
Insl. cable end-sleeve DIN 46228 part 4, 1.5 mm <sup>2</sup> , 14mm long	
Nominal cross section mm <sup>2</sup>	1.5
Part No.	GR4728
Farbe (Bild)	
Hint	***
Dim. mm for d1	1.7
Dim. mm for d3	4.0
Dim. mm for l1	14
Dim. mm for l2	8
Dim. mm for s1	0.15
Weight /1000 pcs. ~ kg	0.110
Packing unit/pcs	500
Insl. cable end-sleeve DIN 46228 part 4, 1.5 mm <sup>2</sup> , 16mm long	
Nominal cross section mm <sup>2</sup>	1.5
Part No.	47210
Farbe (Bild)	



Dim. mm for d1	1.7
Dim. mm for d3	4.0
Dim. mm for l1	16
Dim. mm for l2	10
Dim. mm for s1	0.15
Weight /1000 pcs. ~ kg	0.130
Packing unit/pcs	1000
Insl. cable end-sleeve DIN 46228 part 4, 1.5 mm <sup>2</sup> , 18mm long	
Nominal cross section mm <sup>2</sup>	1.5
Part No.	47212
Farbe (Bild)	
Dim. mm for d1	1.7
Dim. mm for d3	4.0
Dim. mm for l1	18
Dim. mm for l2	12
Dim. mm for s1	0.15
Weight /1000 pcs. ~ kg	0.150
Packing unit/pcs	1000
Insl. cable end-sleeve DIN 46228 part 4, 1.5 mm <sup>2</sup> , 24mm long	
Nominal cross section mm <sup>2</sup>	1.5
Part No.	47218
Farbe (Bild)	
Dim. mm for d1	1.7
Dim. mm for d3	4.0
Dim. mm for l1	24



Dim. mm for l2	18
Dim. mm for s1	0.15
Weight /1000 pcs. ~ kg	0.190
Packing unit/pcs	1000
Insl. cable end-sleeve, 2.5 mm <sup>2</sup> , 14mm	
Nominal cross section mm <sup>2</sup>	2.5
Part No.	4738
Farbe (Bild)	
Dim. mm for d1	2.2
Dim. mm for d3	4.7
Dim. mm for l1	14
Dim. mm for l2	8
Dim. mm for s1	0.15
Weight /1000 pcs. ~ kg	0.150
Packing unit/pcs	1000
Insl. cable end-sleeve DIN 46228 part 4, 2.5 mm <sup>2</sup> , 14mm long	
Nominal cross section mm <sup>2</sup>	2.5
Part No.	GR4738
Farbe (Bild)	
Hint	***
Dim. mm for d1	2.2
Dim. mm for d3	4.7
Dim. mm for l1	14
Dim. mm for l2	8
Dim. mm for s1	0.15

Weight /1000 pcs. ~ kg	0.150
Packing unit/pcs	500
Insl. cable end-sleeve, 2.5 mm <sup>2</sup> , 18mm	
Nominal cross section mm <sup>2</sup>	2.5
Part No.	47312
Farbe (Bild)	
Dim. mm for d1	2.2
Dim. mm for d3	4.7
Dim. mm for l1	18
Dim. mm for l2	12
Dim. mm for s1	0.15
Weight /1000 pcs. ~ kg	0.200
Packing unit/pcs	1000
Insl. cable end-sleeve DIN 46228 part 4, 2.5 mm <sup>2</sup> , 24mm long	
Nominal cross section mm <sup>2</sup>	2.5
Part No.	47318
Farbe (Bild)	
Dim. mm for d1	2.2
Dim. mm for d3	4.7
Dim. mm for l1	24
Dim. mm for l2	18
Dim. mm for s1	0.15
Weight /1000 pcs. ~ kg	0.250
Packing unit/pcs	1000

Insl. cable end-sleeve, 4 mm <sup>2</sup> , 17mm	
Nominal cross section mm <sup>2</sup>	4
Part No.	47410
Farbe (Bild)	
Dim. mm for d1	2.8
Dim. mm for d3	5.4
Dim. mm for l1	17
Dim. mm for l2	10
Dim. mm for s1	0.20
Weight /1000 pcs. ~ kg	0.210
Packing unit/pcs	100
Insl. cable end-sleeve, 4 mm <sup>2</sup> , 20mm	
Nominal cross section mm <sup>2</sup>	4
Part No.	47412
Farbe (Bild)	
Dim. mm for d1	2.8
Dim. mm for d3	5.4
Dim. mm for l1	20
Dim. mm for l2	12
Dim. mm for s1	0.20
Weight /1000 pcs. ~ kg	0.250
Packing unit/pcs	100
Insl. cable end-sleeve DIN 46228 part 4, 4 mm <sup>2</sup> , 26mm long	
Nominal cross section mm <sup>2</sup>	4
Part No.	47418




Farbe (Bild)	
Dim. mm for d1	2.8
Dim. mm for d3	5.4
Dim. mm for l1	26
Dim. mm for l2	18
Dim. mm for s1	0.20
Weight /1000 pcs. ~ kg	0.320
Packing unit/pcs	100
Insl. cable end-sleeve, 6 mm <sup>2</sup> , 20mm	
Nominal cross section mm <sup>2</sup>	6
Part No.	47512
Farbe (Bild)	
Dim. mm for d1	3.5
Dim. mm for d3	6.9
Dim. mm for l1	20
Dim. mm for l2	12
Dim. mm for s1	0.20
Weight /1000 pcs. ~ kg	0.350
Packing unit/pcs	100
Insl. cable end-sleeve DIN 46228 part 4, 6 mm <sup>2</sup> , 26mm long	
Nominal cross section mm <sup>2</sup>	6
Part No.	47518
Farbe (Bild)	
Dim. mm for d1	3.5
Dim. mm for d3	6.9



Dim. mm for l1	26
Dim. mm for l2	18
Dim. mm for s1	0.20
Weight /1000 pcs. ~ kg	0.460
Packing unit/pcs	100
Insl. cable end-sleeve, 10 mm <sup>2</sup> , 22mm	
Nominal cross section mm <sup>2</sup>	10
Part No.	47612
Farbe (Bild)	
Dim. mm for d1	4.5
Dim. mm for d3	8.4
Dim. mm for l1	22
Dim. mm for l2	12
Dim. mm for s1	0.20
Weight /1000 pcs. ~ kg	0.450
Packing unit/pcs	100
Insl. cable end-sleeve, 10 mm <sup>2</sup> , 28mm	
Nominal cross section mm <sup>2</sup>	10
Part No.	47618
Farbe (Bild)	
Dim. mm for d1	4.5
Dim. mm for d3	8.4
Dim. mm for l1	28
Dim. mm for l2	18
Dim. mm for s1	0.20



Weight /1000 pcs. ~ kg	0.650
Packing unit/pcs	100
Insl. cable end-sleeve, 16 mm <sup>2</sup> , 24mm	
Nominal cross section mm <sup>2</sup>	16
Part No.	47712
Farbe (Bild)	
Dim. mm for d1	5.8
Dim. mm for d3	9.6
Dim. mm for l1	24
Dim. mm for l2	12
Dim. mm for s1	0.20
Weight /1000 pcs. ~ kg	0.650
Packing unit/pcs	100
Insl. cable end-sleeve, 16 mm <sup>2</sup> , 28mm	
Nominal cross section mm <sup>2</sup>	16
Part No.	47718
Farbe (Bild)	
Dim. mm for d1	5.8
Dim. mm for d3	9.6
Dim. mm for l1	28
Dim. mm for l2	18
Dim. mm for s1	0.20
Weight /1000 pcs. ~ kg	0.800
Packing unit/pcs	100






Insl. cable end-sleeve DIN 46228 part 4, 25 mm <sup>2</sup> , 30mm long	
Nominal cross section mm <sup>2</sup>	25
Part No.	47816
Farbe (Bild)	
Dim. mm for d1	7.3
Dim. mm for d3	12.0
Dim. mm for l1	30
Dim. mm for l2	16
Dim. mm for s1	0.20
Weight /1000 pcs. ~ kg	1.600
Packing unit/pcs	50
Insl. cable end-sleeve DIN 46228 part 4, 25 mm <sup>2</sup>	
Nominal cross section mm <sup>2</sup>	25
Part No.	47818
Farbe (Bild)	
Dim. mm for d1	7.3
Dim. mm for d3	12.0
Dim. mm for l1	30
Dim. mm for l2	18
Dim. mm for s1	0.20
Weight /1000 pcs. ~ kg	1.700
Packing unit/pcs	50
Insl. cable end-sleeve DIN 46228 part 4, 25 mm <sup>2</sup> , 36mm long	
Nominal cross section mm <sup>2</sup>	25
Part No.	47822

Farbe (Bild)	
Dim. mm for d1	7.3
Dim. mm for d3	12.0
Dim. mm for l1	36
Dim. mm for l2	22
Dim. mm for s1	0.20
Weight /1000 pcs. ~ kg	2.000
Packing unit/pcs	50
Insl. cable end-sleeve DIN 46228 part 4, 35 mm <sup>2</sup> , 30mm long	
Nominal cross section mm <sup>2</sup>	35
Part No.	47916
Farbe (Bild)	
Dim. mm for d1	8.3
Dim. mm for d3	13.5
Dim. mm for l1	30
Dim. mm for l2	16
Dim. mm for s1	0.20
Weight /1000 pcs. ~ kg	1.900
Packing unit/pcs	50
Insl. cable end-sleeve DIN 46228 part 4, 35 mm <sup>2</sup>	
Nominal cross section mm <sup>2</sup>	35
Part No.	47918
Farbe (Bild)	
Dim. mm for d1	8.3
Dim. mm for d3	13.5

Dim. mm for l1	30
Dim. mm for l2	18
Dim. mm for s1	0.20
Weight /1000 pcs. ~ kg	2.100
Packing unit/pcs	50
Insl. cable end-sleeve DIN 46228 part 4, 35 mm <sup>2</sup> , 39mm long	
Nominal cross section mm <sup>2</sup>	35
Part No.	47925
Farbe (Bild)	
Dim. mm for d1	8.3
Dim. mm for d3	13.5
Dim. mm for l1	39
Dim. mm for l2	25
Dim. mm for s1	0.20
Weight /1000 pcs. ~ kg	2.500
Packing unit/pcs	50
Insl. cable end-sleeve DIN 46228 part 4, 50 mm <sup>2</sup> , 36mm long	
Nominal cross section mm <sup>2</sup>	50
Part No.	48020
Farbe (Bild)	
Dim. mm for d1	10.3
Dim. mm for d3	16.0
Dim. mm for l1	36
Dim. mm for l2	20
Dim. mm for s1	0.30

Weight /1000 pcs. ~ kg	3.300
Packing unit/pcs	50
Insl. cable end-sleeve DIN 46228 part 4, 50 mm <sup>2</sup> , 40mm long	
Nominal cross section mm <sup>2</sup>	50
Part No.	48025
Farbe (Bild)	
Dim. mm for d1	10.3
Dim. mm for d3	16.0
Dim. mm for l1	40
Dim. mm for l2	25
Dim. mm for s1	0.30
Weight /1000 pcs. ~ kg	3.600
Packing unit/pcs	50
Insl. cable end-sleeve, 70 mm <sup>2</sup> , 37mm long	
Nominal cross section mm <sup>2</sup>	70
Part No.	48121
Farbe (Bild)	
Hint	*
Dim. mm for d1	13.5
Dim. mm for d3	17.2
Dim. mm for l1	37
Dim. mm for l2	21
Dim. mm for s1	0.40
Weight /1000 pcs. ~ kg	4.620

Packing unit/pcs	25
Insl. cable end-sleeve, 95 mm <sup>2</sup> , 44mm long	
Nominal cross section mm <sup>2</sup>	95
Part No.	48225
Farbe (Bild)	
Hint	*
Dim. mm for d1	14.5
Dim. mm for d3	19.2
Dim. mm for l1	44
Dim. mm for l2	25
Dim. mm for s1	0.40
Weight /1000 pcs. ~ kg	6.000
Packing unit/pcs	25
Insl. cable end-sleeve, 120 mm <sup>2</sup> , 48mm long	
Nominal cross section mm <sup>2</sup>	120
Part No.	48327
Farbe (Bild)	
Hint	*
Dim. mm for d1	16.7
Dim. mm for d3	21.4
Dim. mm for l1	48
Dim. mm for l2	27
Dim. mm for s1	0.45
Weight /1000 pcs. ~ kg	7.850
Packing unit/pcs	25

Insl. cable end-sleeve, 150 mm <sup>2</sup> , 58mm long	
Nominal cross section mm <sup>2</sup>	150
Part No.	48432
Farbe (Bild)	
Hint	*
Dim. mm for d1	19.5
Dim. mm for d3	25.0
Dim. mm for l1	58
Dim. mm for l2	32
Dim. mm for s1	0.50
Weight /1000 pcs. ~ kg	12.330
Packing unit/pcs	25