

## D-SUB bus connector - SUBCON-PLUS-CAN - 2744694

Please be informed that the data shown in this PDF Document is generated from our Online Catalog. Please find the complete data in the user's documentation. Our General Terms of Use for Downloads are valid (<http://phoenixcontact.com/download>)



D-SUB connector, 9-pos. female connector, two cable entries < 35° to one terminal block row, bus system: CAN, CANopen®, SafetyBUS p up to 1 Mbps, termination resistor can be switched on via slide switch, pin assignment: 2, 3, 7; screw connection terminal blocks

### Product Description

The SUBCON-PLUS-CAN/... D-SUB series is specifically designed for use in CAN systems. Under field conditions, it enables the quick and easy connection of the incoming and outgoing bus line.

The terminating resistor is already integrated in all versions. It can be connected externally by means of a slide switch. At the same time, the outgoing bus segment is switched off. This makes it easy to start up segment by segment while incorrect terminations are avoided.


A special feature of the 35° angled connector is that the internal connection unit can be turned round. Whether the cable is to be inserted from the right or left can thus be decided on-site.

### Your advantages

- ✓ Separate terminal blocks for bus cables
- ✓ High transmission speed
- ✓ Segment-by-segment startup
- ✓ Flexibility in terms of cable entry selection
- ✓ Assembly under field conditions
- ✓ High level of EMC
- ✓ Suitable for bus cables according to CiA Draft Recommendation 303-1 with an outside diameter of 8 mm
- ✓ Termination resistor can be connected
- ✓ Change to the D-SUB orientation through a reversible connection block



### Key Commercial Data

Packing unit	1 pc
GTIN	 4 017918 821760
GTIN	4017918821760
Weight per Piece (excluding packing)	54.300 g
Custom tariff number	85366990
Country of origin	Germany
Sales Key	DNC541

## D-SUB bus connector - SUBCON-PLUS-CAN - 2744694

### Technical data

#### Note

Utilization restriction	Use in potentially explosive areas is not permitted in China.
-------------------------	---

#### Dimensions

Max. cable diameter	10 mm
Min. cable diameter	6 mm
Width	16 mm
Height	44 mm
Length	60 mm

#### Ambient conditions

Ambient temperature (operation)	-20 °C ... 75 °C
Ambient temperature (storage/transport)	-25 °C ... 80 °C
Altitude	≤ 5000 m (For restrictions, see the manufacturer's declaration for altitude operation)
Degree of protection	IP40

#### General

Nominal voltage $U_N$	5 V
Nominal current $I_N$	100 mA
Bus system	CAN, CANopen, SafetyBus-P
Signal	CAN
	CANopen®
	SafetyBUS p
Insertion/withdrawal cycles	> 200
SUBCON fixing screws	4-40 UNC
Tightening torque	0.4 Nm
Housing material	ABS, metal-plated
Pin assignment	2, 3, 7
MTTF	6706 Years (SN 29500 standard, temperature 25°C, operating cycle 21%)
	1817 Years (SN 29500 standard, temperature 40°C, operating cycle 34.25%)
	155 Years (SN 29500 standard, temperature 40°C, operating cycle 100%)

#### Connection data

Connection	D-SUB connection
Number of positions	9
Connection method	D-SUB socket
Termination resistor	120 Ω (Can be connected externally)
Connection	PCB connection
Connection method	Screw connection
Conductor cross section flexible min.	0.14 mm²

## D-SUB bus connector - SUBCON-PLUS-CAN - 2744694

### Technical data

#### Connection data

Conductor cross section flexible max.	1 mm <sup>2</sup>
Conductor cross section solid min.	0.14 mm <sup>2</sup>
Conductor cross section solid max.	1.5 mm <sup>2</sup>
Min. AWG conductor cross section, flexible	26
Max. AWG conductor cross section, flexible	18
Conductor cross section AWG min.	26
Conductor cross section AWG max.	16
Stripping length	5 mm
Tightening torque	0.4 Nm

#### Conformance/approvals

Designation	EAC
Identification	EAC
Designation	ATEX
Identification	# II 3 G Ex nA IIC T4 Gc X
Additional text	Please follow the special installation instructions in the documentation!
Designation	Corrosive gas test
Identification	ISA-S71.04-1985 G3 Harsh Group A

#### Standards and Regulations

Free from substances that could impair the application of coating	according to P-VW 3.10.7 57 65 0 VW-AUDI-Seat central standard
Connection in acc. with standard	CUL

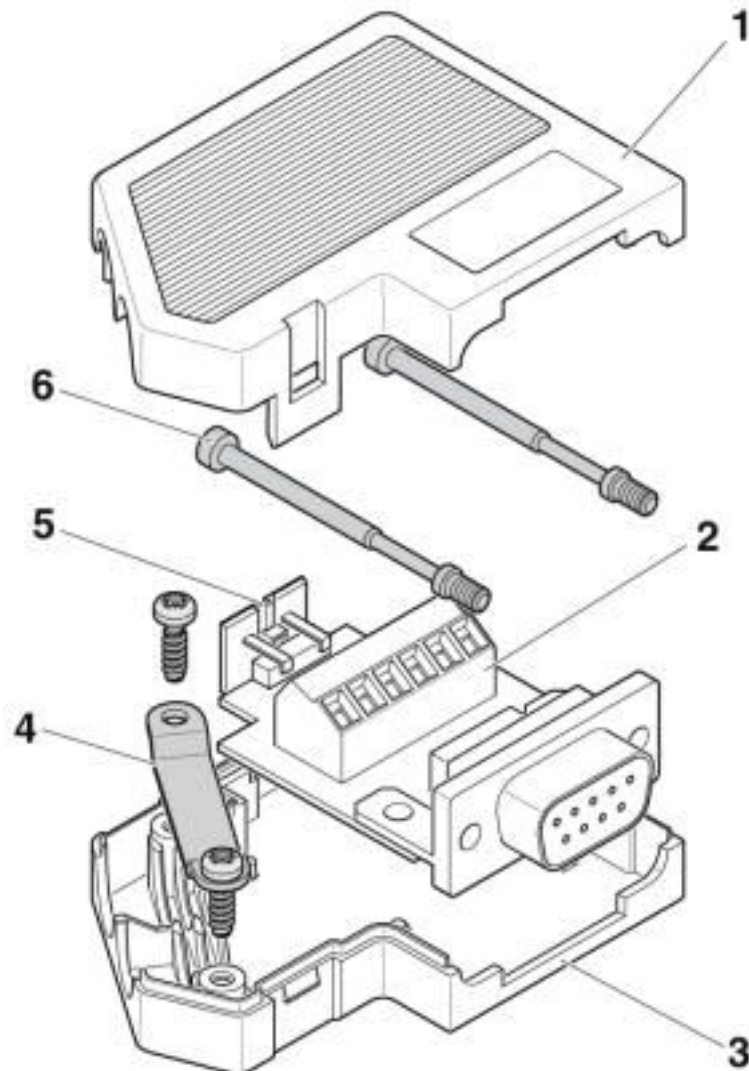
#### Environmental Product Compliance

REACH SVHC	Lead 7439-92-1
China RoHS	Environmentally Friendly Use Period = 50 years
	For details about hazardous substances go to tab "Downloads", Category "Manufacturer's declaration"

### Drawings

## D-SUB bus connector - SUBCON-PLUS-CAN - 2744694

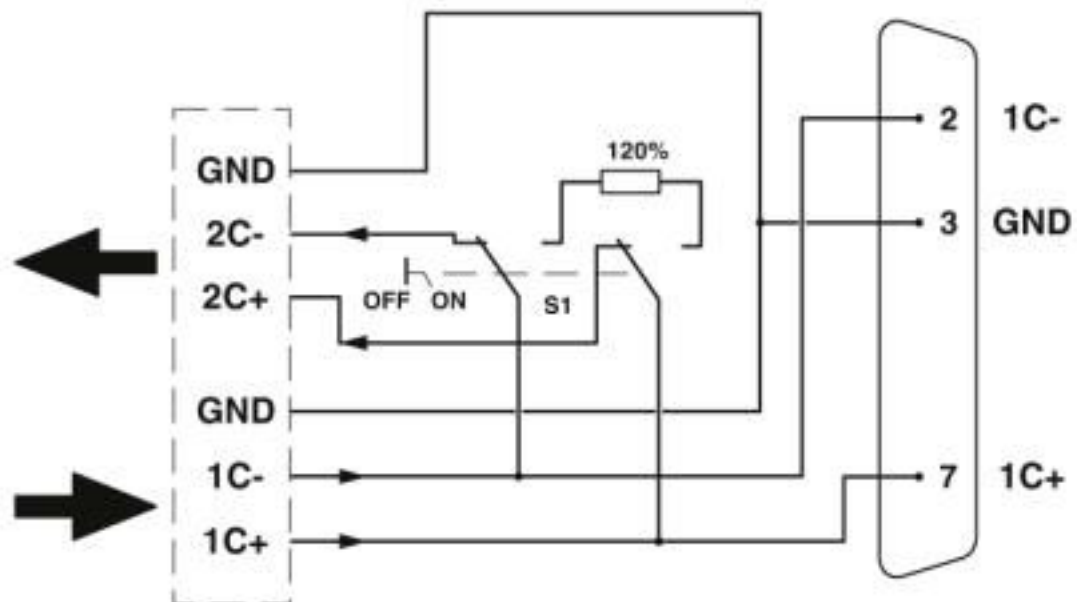
Schematic diagram



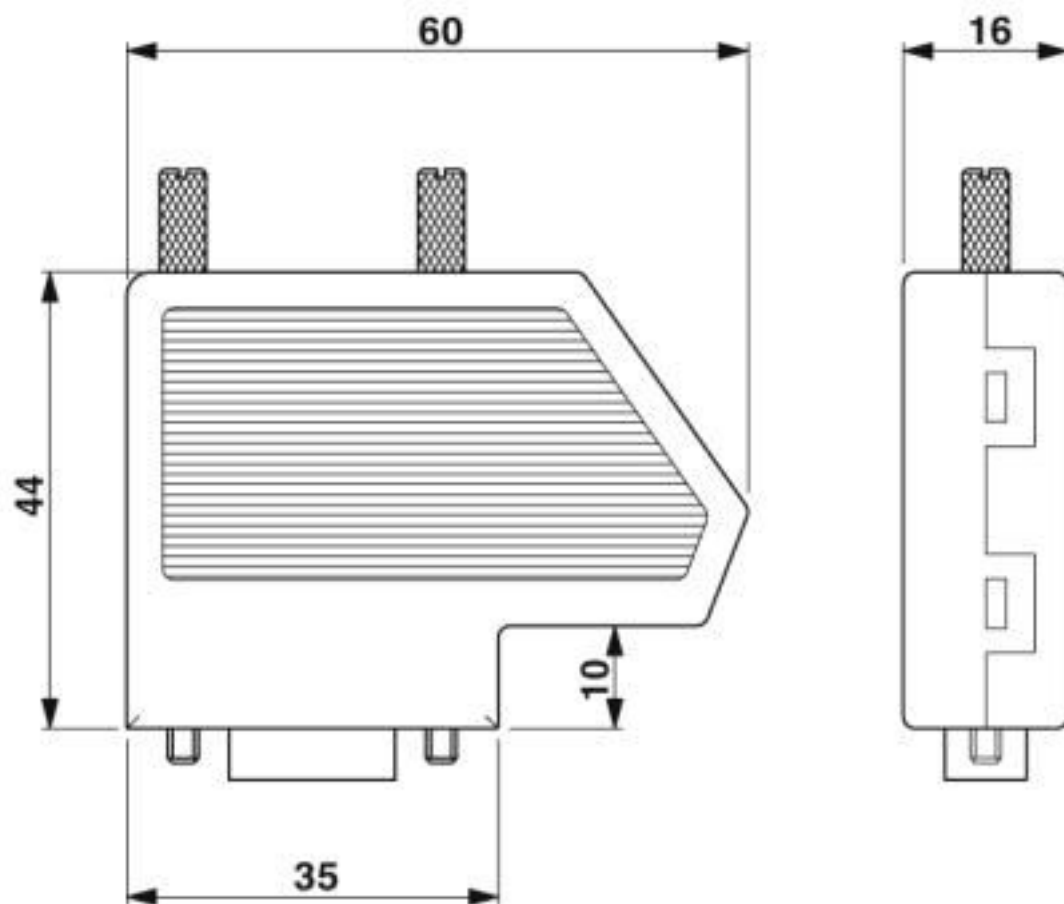
Function elements

## D-SUB bus connector - SUBCON-PLUS-CAN - 2744694

Block diagram

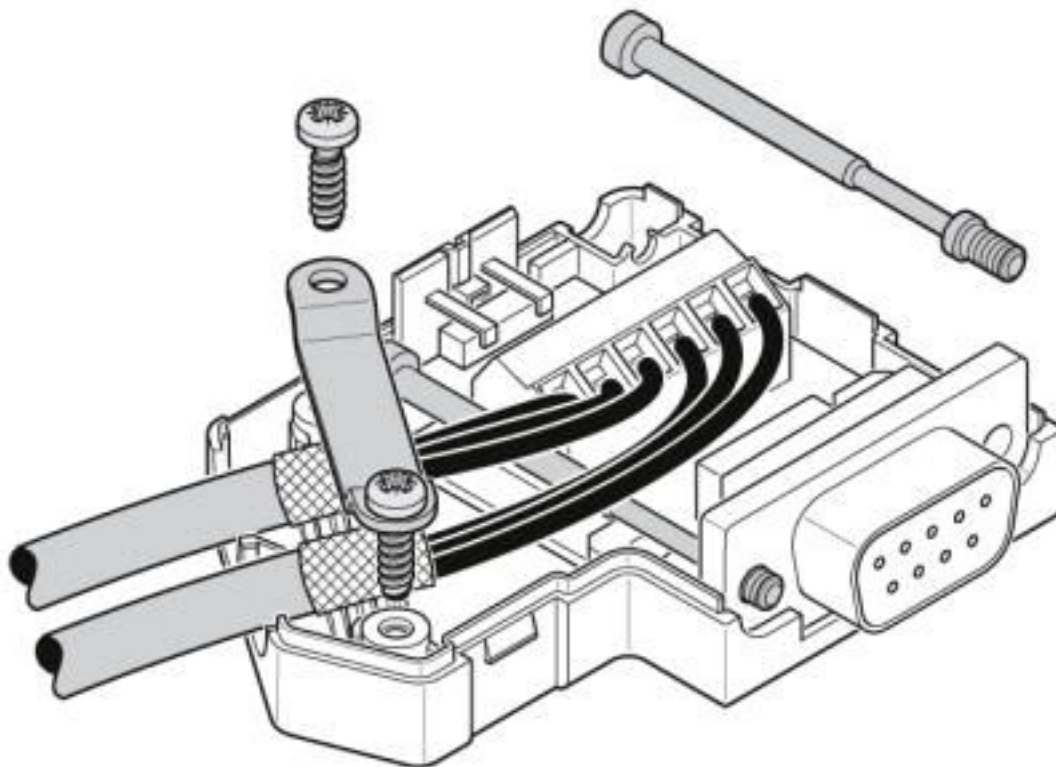


Dimensional drawing



## D-SUB bus connector - SUBCON-PLUS-CAN - 2744694

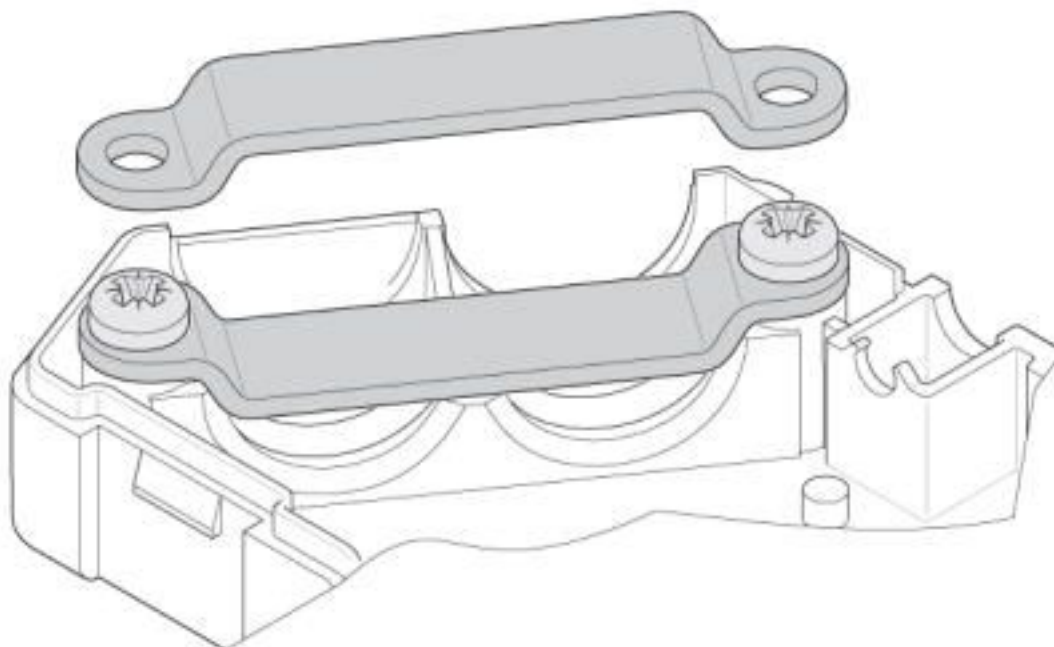
Schematic diagram



Connection of the cables

## D-SUB bus connector - SUBCON-PLUS-CAN - 2744694

Schematic diagram



Clip bracket

### Classifications

eCl@ss

eCl@ss 10.0.1	27440302
eCl@ss 11.0	27440302
eCl@ss 4.0	27140800
eCl@ss 4.1	27140800
eCl@ss 5.0	27143400
eCl@ss 5.1	27143400
eCl@ss 6.0	27143400
eCl@ss 7.0	27440302
eCl@ss 8.0	27440302
eCl@ss 9.0	27440302

ETIM

ETIM 2.0	EC001132
ETIM 3.0	EC001132
ETIM 4.0	EC001132
ETIM 5.0	EC001132
ETIM 6.0	EC001132
ETIM 7.0	EC001132

## D-SUB bus connector - SUBCON-PLUS-CAN - 2744694

### Classifications

#### UNSPSC

UNSPSC 6.01	30211802
UNSPSC 7.0901	39121402
UNSPSC 11	39121402
UNSPSC 12.01	39121402
UNSPSC 13.2	39121522
UNSPSC 18.0	39121522
UNSPSC 19.0	39121522
UNSPSC 20.0	39121522
UNSPSC 21.0	39121522

### Approvals

#### Approvals

#### Approvals

CSA / UL Recognized / cUL Recognized / EAC / cULus Recognized

#### Ex Approvals

#### ATEX

#### Approval details

CSA		<a href="http://www.csagroup.org/services-industries/product-listing/">http://www.csagroup.org/services-industries/product-listing/</a>	2437602
-----	---	---	---------

UL Recognized		<a href="http://database.ul.com/cgi-bin/XYV/template/LISEXT/1FRAME/index.htm">http://database.ul.com/cgi-bin/XYV/template/LISEXT/1FRAME/index.htm</a>	FILE E 238705
---------------	---	---	---------------

cUL Recognized		<a href="http://database.ul.com/cgi-bin/XYV/template/LISEXT/1FRAME/index.htm">http://database.ul.com/cgi-bin/XYV/template/LISEXT/1FRAME/index.htm</a>	FILE E 238705
----------------	---	---	---------------

EAC		EAC-Zulassung
-----	---	---------------



## D-SUB bus connector - SUBCON-PLUS-CAN - 2744694

### Approvals

cULus Recognized



### Accessories

#### Accessories

#### Data plug

#### D-SUB bus connector - SUBCON-PLUS-CAN/PG - 2708119



D-SUB connector, 9-pos. socket, cable entry < 35°, bus system: CAN, CANopen®, SafetyBUS p up to 1 Mbps, with PG D-SUB socket for connecting a programming device, termination resistor can be switched on via slide switch, pin assignment: 2, 3, 7, 9; screw terminal blocks

#### D-SUB bus connector - SUBCON-PLUS-CAN/AX - 2306566



D-SUB connector, 9-pos. female connector, axial version with two cable entries, bus system: CAN, CANopen, SafetyBUS p; pin assignment: 2, 3, 7; screw connection terminal blocks

#### D-SUB bus connector - SUBCON-PLUS-CAN/90/M12 - 2902323



D-SUB plug, 9-pos., socket, assignment: 2, 3, 5, 6, 7, 9; two M12 cable glands (A-coded) under 90°. Bus system: CAN, CANopen®. Termination resistor via separate M12 terminator.

#### D-SUB bus connector - SUBCON-PLUS-CAN/35/M12 - 2902325



D-SUB plug, 9-pos., socket, assignment: 2, 3, 5, 6, 7, 9; two M12 cable glands (A-coded) under 35°. Bus system: CAN, CANopen®. Termination resistor via separate M12 terminator.

## D-SUB bus connector - SUBCON-PLUS-CAN - 2744694

### Accessories

D-SUB bus connector - SUBCON-PLUS-CAN/AX/M12 - 2902326



D-SUB plug, 9-pos., socket, assignment: 2, 3, 5, 6, 7, 9; two M12 cable glands (A-coded) under 180° (axial). Bus system: CAN, CANopen®. Termination resistor via separate M12 terminator.

---

### Screwdriver tools

Screwdriver - SZK PH1 VDE - 1205150



Screwdriver, PH crosshead, VDE insulated, size: PH 1 x 80 mm, 2-component grip, with non-slip grip

---

Screwdriver - SZF 0-0,4X2,5 - 1204504



Actuation tool, for ST terminal blocks, also suitable for use as a bladed screwdriver, size: 0.4 x 2.5 x 75 mm, 2-component grip, with non-slip grip

---

### Stripping tool

Stripping pliers - QUICK WIREFOX 6 - 1204384



Stripping tool for cables with PVC insulation, stripping range: 0.08 to 6 mm<sup>2</sup>, wire cutting up to 6 mm<sup>2</sup> flexible or 4 mm<sup>2</sup> rigid