

ESD BS88 Offset blade tags fuse links



Product description

Eaton's Bussmann® series ESD British Standard fuse links, size F2, are specifically designed for the protection of general industrial applications e.g. power distribution and cable protection.

Standard features

- Good peak let-through current limitation
- 1:1:6 Selective coordination ratio between "minor" and "major" fuse
- Power loss values well within the limits of IEC 60269-2

Catalogue symbol:

- ESD(Amps)

Technical data:

- Rated voltage: 550 V a.c. (gG) / 415 V a.c. (gM)
- Rated current: 2 to 63 A
- Breaking capacity: 80 kA
- Breaking range and utilisation category: gG and gM
- Size: F2

Standards/Approvals:

- BS88-2
- IEC 60269-2
- Suitable for use in RoHS compliant applications

Fuse holders (ordered separately)

- Safeloc 63ENS range
- Safeclip SC63 range

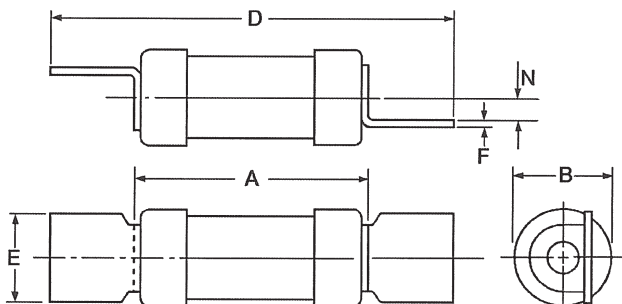
Packaging:

- MOQ 20

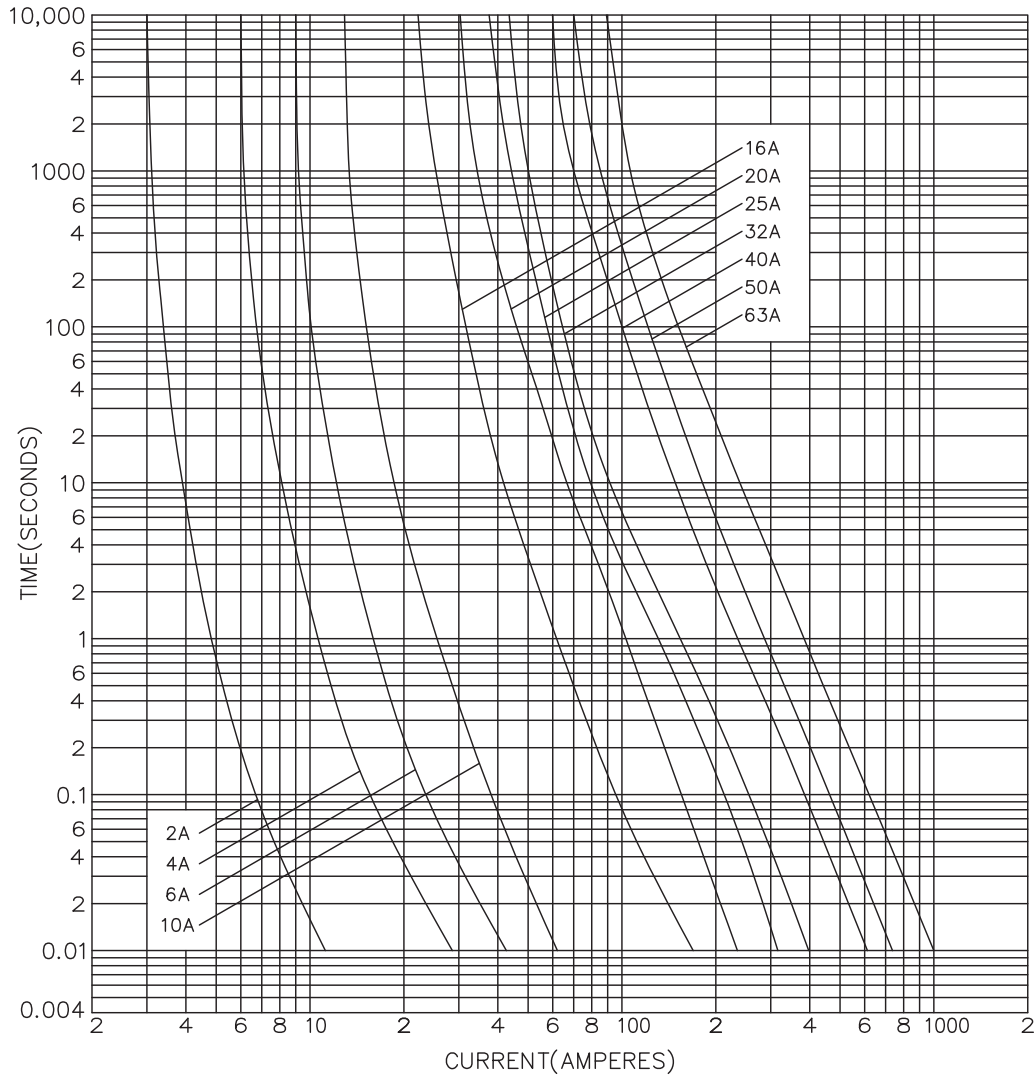
Table 1. Technical data

Part number	Rated voltage	Rated current (Amps)	Energy integrals I ² t (A ² S)		Watts loss	Dimensions (mm)						Product Class	Weight
			Pre-arcing	Total at 415 V a.c.		A	B	D	E	F	N		
ESD2	550 V a.c.	2	1.3	4.6	0.9	35.5	13.8	68	15	1.2	3.5	gG	20g
ESD4	550 V a.c.	4	8	27	1.4	35.5	13.8	68	15	1.2	3.5	gG	20g
ESD6	550 V a.c.	6	29	100	1.8	35.5	13.8	68	15	1.2	3.5	gG	20g
ESD10	550 V a.c.	10	120	400	2.1	35.5	13.8	68	15	1.2	3.5	gG	20g
ESD16	550 V a.c.	16	120	470	1.8	35.5	13.8	68	15	1.2	3.5	gG	20g
ESD20	550 V a.c.	20	260	1070	1.8	35.5	13.8	68	15	1.2	3.5	gG	20g
ESD25	550 V a.c.	25	560	2300	2	35.5	13.8	68	15	1.2	3.5	gG	20g
ESD32	550 V a.c.	32	710	3000	2.9	35.5	13.8	68	15	1.2	3.5	gG	20g
ESD40	415 V a.c.	40	1500	6000	3.2	35.5	17.5	68	15	1.2	3.5	gG	30g
ESD50	415 V a.c.	50	2700	8700	3.9	35.5	17.5	68	15	1.2	3.5	gG	30g
ESD63	415 V a.c.	63	5000	13,300	4.6	35.5	17.5	68	15	1.2	3.5	gG	30g
ESD63M80	415 V a.c.	63M80	12,700	40,000	3.4	35.5	21	68	15	1.2	3.5	gM	40g
ESD63M100	415 V a.c.	63M100	20,700	70,000	2.5	35.5	21	68	15	1.2	3.5	gM	40g

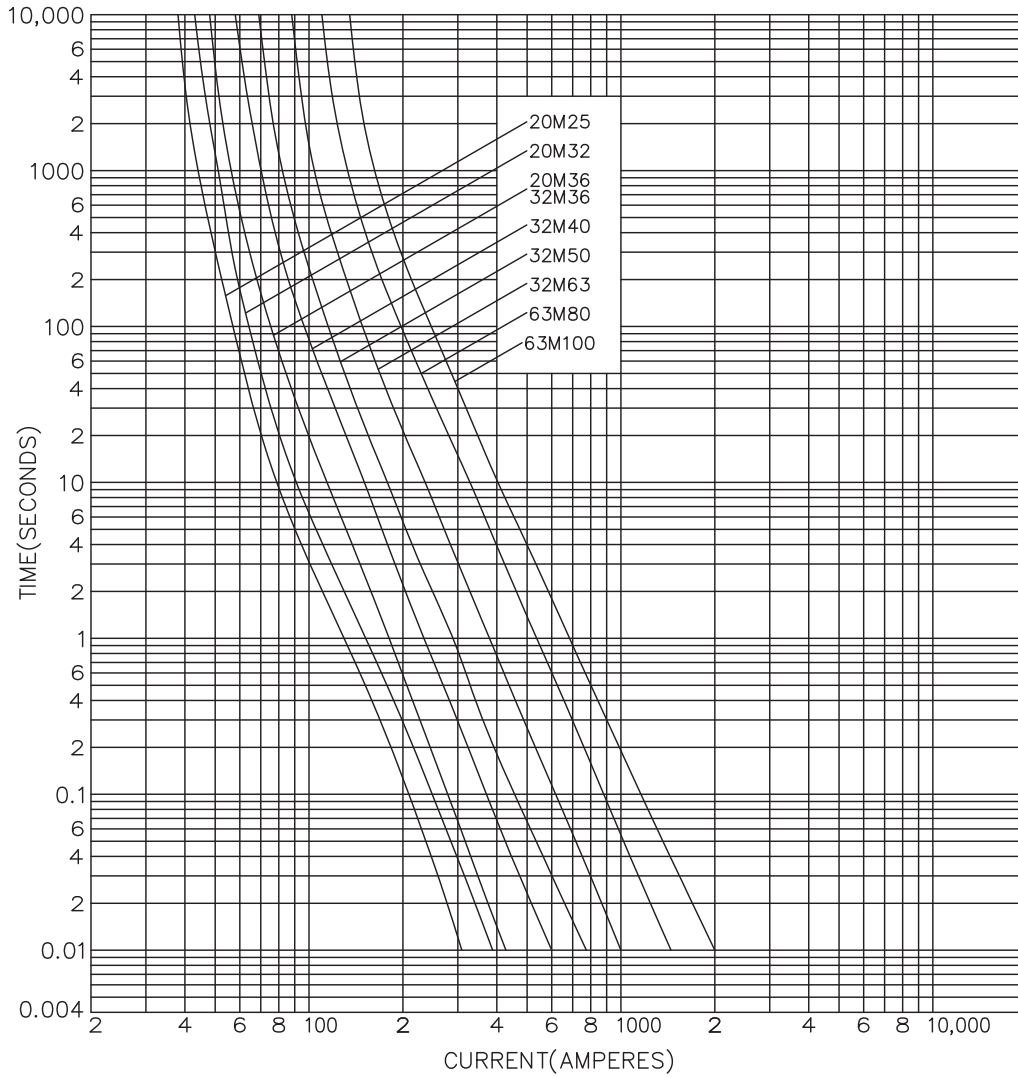
Outline drawing



Time current curve - ESD gG, 2 to 63 A



Time current curve - ESD gM, 63M80 and 63M100 only



Changes to the products, to the information contained in this document, and to prices are reserved; so are errors and omissions. Only order confirmations and technical documentation by Eaton is binding. Photos and pictures also do not warrant a specific layout or functionality. Their use in whatever form is subject to prior approval by Eaton. The same applies to Trademarks (especially Eaton, Moeller, and Cutler-Hammer). The Terms and Conditions of Eaton apply, as referenced on Eaton Internet pages and Eaton order confirmations.

Eaton
 EMEA Headquarters
 Route de la Longeraie 7
 1110 Morges, Switzerland

Eaton Electrical Products Limited
 Melton Road
 Burton-on-the-Wolds
 Leicestershire, LE12 5TH
 United Kingdom

© 2017 Eaton
 All Rights Reserved
 PDF Only
 Publication No. 4101
 October 2017

Eaton is a registered trademark.

All other trademarks are property of their respective owners.