



Circuit breaker size S0 for motor protection, CLASS 10 A-release 30...36 A  
N-release 432 A screw terminal Standard switching capacity

<b>product brand name</b>	SIRIUS
<b>product designation</b>	Circuit breaker
<b>design of the product</b>	For motor protection
<b>product type designation</b>	3RV2

### General technical data

<b>size of the circuit-breaker</b>	S0
<b>size of contactor can be combined company-specific</b>	S00, S0
product extension auxiliary switch	Yes
<b>power loss [W] for rated value of the current</b>	
• at AC in hot operating state	16.25 W
• at AC in hot operating state per pole	5.4 W
insulation voltage with degree of pollution 3 at AC rated value	690 V
<b>surge voltage resistance rated value</b>	6 kV
<b>shock resistance according to IEC 60068-2-27</b>	25g / 11 ms
<b>mechanical service life (switching cycles)</b>	
• of the main contacts typical	100 000
• of auxiliary contacts typical	100 000
electrical endurance (switching cycles) typical	100 000
<b>type of protection according to ATEX directive 2014/34/EU</b>	Ex II (2) GD
certificate of suitability according to ATEX directive 2014/34/EU	DMT 02 ATEX F 001
<b>reference code according to IEC 81346-2</b>	Q
<b>Substance Prohibitance (Date)</b>	10/01/2009

### Ambient conditions

installation altitude at height above sea level maximum	2 000 m
<b>ambient temperature</b>	
• during operation	-20 ... +40 °C
• during storage	-50 ... +80 °C
• during transport	-50 ... +80 °C
relative humidity during operation	10 ... 95 %

### Main circuit

<b>number of poles for main current circuit</b>	3
<b>adjustable current response value current of the current-dependent overload release</b>	30 ... 36 A
<b>operating voltage</b>	
• rated value	20 ... 690 V
• at AC-3 rated value maximum	690 V
<b>operating frequency rated value</b>	50 ... 60 Hz
<b>operational current rated value</b>	36 A
<b>operational current</b>	

<ul style="list-style-type: none"> <li>• at AC-3 at 400 V rated value</li> </ul>	36 A
<b>operating power</b>	
<ul style="list-style-type: none"> <li>• at AC-3 <ul style="list-style-type: none"> <li>— at 230 V rated value</li> <li>— at 400 V rated value</li> <li>— at 500 V rated value</li> <li>— at 690 V rated value</li> </ul> </li> </ul>	7.5 kW 18.5 kW 22 kW 30 kW
<b>operating frequency</b>	
<ul style="list-style-type: none"> <li>• at AC-3 maximum</li> </ul>	15 1/h
<b>Auxiliary circuit</b>	
<b>number of NC contacts for auxiliary contacts</b>	0
<b>number of NO contacts for auxiliary contacts</b>	0
number of CO contacts for auxiliary contacts	0
<b>Protective and monitoring functions</b>	
<b>product function</b>	
<ul style="list-style-type: none"> <li>• ground fault detection</li> <li>• phase failure detection</li> </ul>	No Yes
<b>trip class</b>	CLASS 10
<b>design of the overload release</b>	thermal
<b>breaking capacity maximum short-circuit current (I<sub>cu</sub>)</b>	
<ul style="list-style-type: none"> <li>• at AC at 240 V rated value</li> <li>• at AC at 400 V rated value</li> <li>• at AC at 500 V rated value</li> <li>• at AC at 690 V rated value</li> </ul>	100 kA 20 kA 6 kA 3 kA
<b>breaking capacity operating short-circuit current (I<sub>cs</sub>) at AC</b>	
<ul style="list-style-type: none"> <li>• at 240 V rated value</li> <li>• at 400 V rated value</li> <li>• at 500 V rated value</li> <li>• at 690 V rated value</li> </ul>	100 kA 10 kA 3 kA 2 kA
response value current of instantaneous short-circuit trip unit	432 A
<b>UL/CSA ratings</b>	
<b>full-load current (FLA) for 3-phase AC motor</b>	
<ul style="list-style-type: none"> <li>• at 480 V rated value</li> <li>• at 600 V rated value</li> </ul>	36 A 36 A
<b>yielded mechanical performance [hp]</b>	
<ul style="list-style-type: none"> <li>• for single-phase AC motor <ul style="list-style-type: none"> <li>— at 110/120 V rated value</li> <li>— at 230 V rated value</li> </ul> </li> <li>• for 3-phase AC motor <ul style="list-style-type: none"> <li>— at 200/208 V rated value</li> <li>— at 220/230 V rated value</li> <li>— at 460/480 V rated value</li> </ul> </li> </ul>	3 hp 5 hp 10 hp 10 hp 25 hp
<b>Short-circuit protection</b>	
<b>product function short circuit protection</b>	Yes
<b>design of the short-circuit trip</b>	magnetic
<b>design of the fuse link for IT network for short-circuit protection of the main circuit</b>	
<ul style="list-style-type: none"> <li>• at 400 V</li> <li>• at 500 V</li> <li>• at 690 V</li> </ul>	gG 63 A gG 63 A gG 63 A
<b>Installation/ mounting/ dimensions</b>	
<b>mounting position</b>	any
<b>fastening method</b>	screw and snap-on mounting onto 35 mm standard mounting rail according to DIN EN 60715
<b>height</b>	97 mm
<b>width</b>	45 mm
<b>depth</b>	97 mm
<b>required spacing</b>	
<ul style="list-style-type: none"> <li>• with side-by-side mounting at the side</li> <li>• for grounded parts at 400 V <ul style="list-style-type: none"> <li>— downwards</li> </ul> </li> </ul>	9 mm 30 mm

— upwards	30 mm
— at the side	9 mm
• for live parts at 400 V	
— downwards	30 mm
— upwards	30 mm
— at the side	9 mm
• for grounded parts at 500 V	
— downwards	30 mm
— upwards	30 mm
— at the side	9 mm
• for live parts at 500 V	
— downwards	30 mm
— upwards	30 mm
— at the side	9 mm
• for grounded parts at 690 V	
— downwards	70 mm
— upwards	70 mm
— backwards	0 mm
— at the side	30 mm
— forwards	0 mm
• for live parts at 690 V	
— downwards	70 mm
— upwards	70 mm
— backwards	0 mm
— at the side	30 mm
— forwards	0 mm

#### Connections/ Terminals

##### type of electrical connection

- for main current circuit

screw-type terminals

##### arrangement of electrical connectors for main current circuit

Top and bottom

##### type of connectable conductor cross-sections

- for main contacts
  - solid or stranded
  - finely stranded with core end processing
- at AWG cables for main contacts

2x (1 ... 2.5 mm<sup>2</sup>), 2x (2.5 ... 10 mm<sup>2</sup>)  
 2x (1 ... 2.5 mm<sup>2</sup>), 2x (2.5 ... 6 mm<sup>2</sup>), 1x 10 mm<sup>2</sup>  
 2x (16 ... 12), 2x (14 ... 8)

##### tightening torque

- for main contacts with screw-type terminals

2 ... 2.5 N·m

##### design of screwdriver shaft

Diameter 5 to 6 mm

##### size of the screwdriver tip

Pozidriv size 2

##### design of the thread of the connection screw

- for main contacts

M4

#### Safety related data

##### B10 value

- with high demand rate according to SN 31920

5 000

##### proportion of dangerous failures

- with low demand rate according to SN 31920
- with high demand rate according to SN 31920

50 %

50 %

##### failure rate [FIT]

- with low demand rate according to SN 31920

50 FIT

T1 value for proof test interval or service life according to IEC 61508

10 y

##### protection class IP on the front according to IEC 60529

IP20

##### touch protection on the front according to IEC 60529

display version for switching status

finger-safe, for vertical contact from the front

Handle

#### Certificates/ approvals

##### General Product Approval







[Confirmation](#)





[KC](#)



For use in hazardous locations		Declaration of Conformity	Test Certificates	
 IECEX	 ATEX	 EG-Konf.		<a href="#">Special Test Certificate</a> <a href="#">Type Test Certificates/Test Report</a>

Marine / Shipping					
 ABS	 BUREAU VERITAS	 DNV	 LRS	 PRS	 RINA

Marine / Shipping	other	Railway	
 RMRS	<a href="#">Confirmation</a>	 VDE	<a href="#">Confirmation</a> <a href="#">Vibration and Shock</a>

### Further information

- Information- and Downloadcenter (Catalogs, Brochures,...)  
<https://www.siemens.com/ic10>
- Industry Mall (Online ordering system)  
<https://mall.industry.siemens.com/mall/en/en/Catalog/product?mlfb=3RV2021-4PA10>
- Cax online generator  
<http://support.automation.siemens.com/WW/CAXorder/default.aspx?lang=en&mlfb=3RV2021-4PA10>
- Service&Support (Manuals, Certificates, Characteristics, FAQs,...)  
<https://support.industry.siemens.com/cs/ww/en/ps/3RV2021-4PA10>
- Image database (product images, 2D dimension drawings, 3D models, device circuit diagrams, EPLAN macros, ...)  
[http://www.automation.siemens.com/bilddb/cax\\_de.aspx?mlfb=3RV2021-4PA10&lang=en](http://www.automation.siemens.com/bilddb/cax_de.aspx?mlfb=3RV2021-4PA10&lang=en)
- Characteristic: Tripping characteristics, I<sup>t</sup>, Let-through current  
<https://support.industry.siemens.com/cs/ww/en/ps/3RV2021-4PA10/char>
- Further characteristics (e.g. electrical endurance, switching frequency)  
<http://www.automation.siemens.com/bilddb/index.aspx?view=Search&mlfb=3RV2021-4PA10&objecttype=14&gridview=view1>

last modified: 6/25/2022 