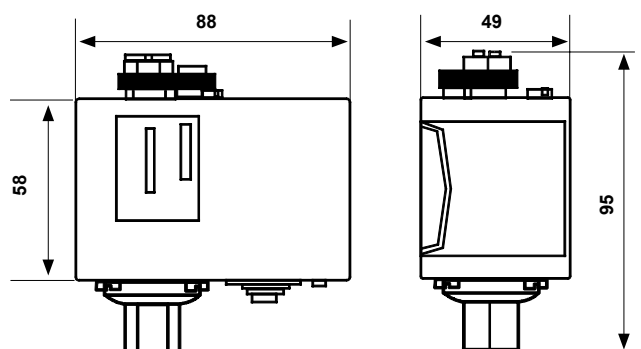


B12

Pressure switches up to 28 bar with adjustable differential

Pressure switches for control and regulation of all fluids and non-explosive gases. Suitable for compression plants, boilers, tanks, autoclaves, ventilation plants, lubrication plants.

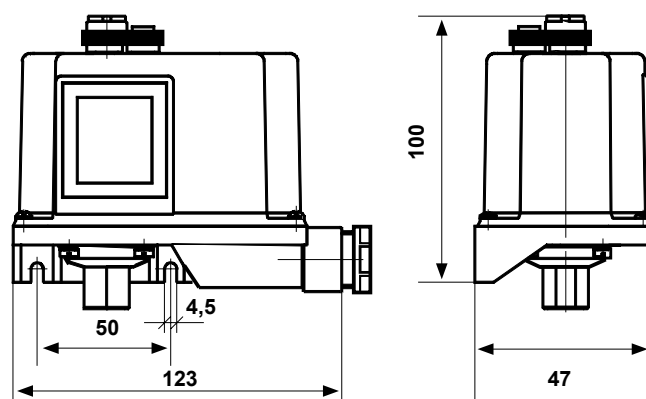


	Range bar	Differential bar	Sensitive element max. pressure bar	Connection G/14	Protection degree	Availability
B12CN	-0,2 ÷ 8	0,6 ÷ 3	9	female	IP40	in stock
B12DN	5 ÷ 16	1 ÷ 3,5	18	female	IP40	in stock
B12EN	8 ÷ 28	2 ÷ 6	32	female	IP40	in stock
B12CRN	-0,2 ÷ 8	0,6 ÷ 3	9	SAE	IP40	in stock
B12ERN	-8 ÷ 28	2 ÷ 6	32	SAE	IP40	in stock
B12CN4	-0,2 ÷ 8	0,6 ÷ 3	9	male	IP40	on request
B12DN4	5 ÷ 16	1 ÷ 3,5	18	male	IP40	on request
B12EN4	8 ÷ 28	2 ÷ 6	32	male	IP40	on request

WITH BLOCKING AND MANUAL RESET

B12CMN	1 ÷ 8	0,6 ÷ 3	9	female	IP40	on request
B12DMN	5 ÷ 16	1 ÷ 3,5	18	female	IP40	on request
B12EMN	8 ÷ 28	2 ÷ 6	32	female	IP40	on request

WATERPROOF CASING EXECUTION

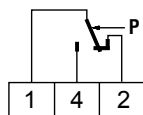


B12CNY	-0,2 ÷ 8	0,6 ÷ 3	9	female	IP65	in stock
B12DNY	5 ÷ 16	1 ÷ 3,5	18	female	IP65	in stock
B12ENY	8 ÷ 28	2 ÷ 6	32	female	IP65	in stock
B12CRNY	-0,2 ÷ 8	0,6 ÷ 3	9	female	IP65	in stock
B12ERNY	8 ÷ 28	2 ÷ 6	32	female	IP65	in stock

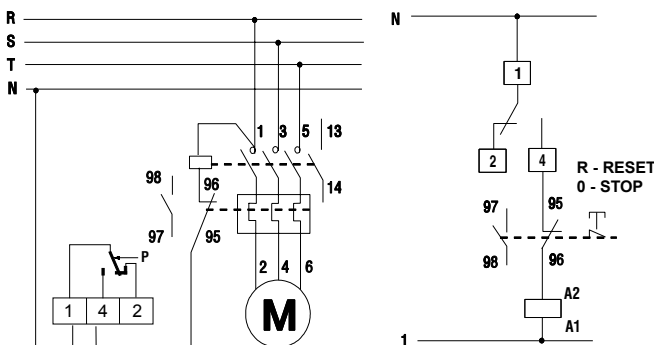
1 Bar = 100Kpa *The differential must be deducted from the range value.

ELECTRICAL FEATURES

Snap action SPDT microswitch, contacts in AgCdO.



EXAMPLE OF ELECTRICAL WIRING



Nominal insulation tension	Ui	415V~	
Continuous duty nominal current	Ith	16A	
Operating nominal current Ie		220V~	380/415V~
Resistive load	AC-1	-	16A
Inductive load	AC-3	-	6A
Continuous current	DC-13	0,2A	-

HOMOLOGATION AND STANDARDS

Complies with EN 60947-4-1 standards.

INSTALLATION

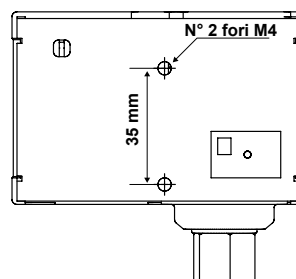
Direct installation on the pipe.

Pressure element connection G 1/4.

In case of fluid temperatures higher than the maximum allowed, connect the pressure switch to the pipe by inserting a metallic spiral between the pressure switch and the pipe to facilitate heat dispersion.

Possibility of mounting on metallic clamp, except for the waterproof casing versions.

MOUNTING MODEL



OPERATION

When pressure increases: 1-2 opens, 1-4 closes.

In the pressure switch with blocking and manual reset at maximum pressure, the reset takes place when the pressure is below the value set on differential.

FEATURES

Sensitive element with stainless steel membrane, laser welded.

Metallic frame.

Cover in shockproof thermoplastic material.

Output connections with PVC cable gland.

Fixed differential.

Female connection G 1/4 (17 mm key).

Maximum temperature of the controlled fluid: 120 °C.

Pressure switch body admissible temperature: -35 ÷ 60°C.

Storage and transport temperature: -35 ÷ 60°C.

Unit weight: 0,43 Kg B12AN.

Unit weight: 0,44 Kg B12BN.

ACCESSORIES



303298LA

G1/2 cable gland in V0 self-extinguishing, shockproof thermoplastic material for output connections.



2593367

Protection casing IP44.