

Clipper large rocker switches



Conform to BS EN 60669-1
Front plates : polycarbonate
Dimensions : 86.5 x 86.5 x 10.5 mm
Flush mounting back box : min. 25 mm deep



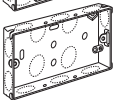

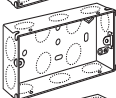
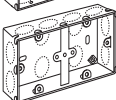

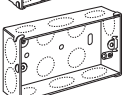
Pack	Cat. Nos.	Single pole large rocker plate switches 10 AX - 250 V~	
10 4	2810 01 2810 08		1 gang – 2 way 1 gang – 2 way intermediate
10	2810 03		2 gang – 2 way
10	2810 05		3 gang – 2 way



Pack	Cat. Nos.	Single pole large rocker push switch 10 AX - 250 V~	
10	2810 41		1 gang – 2 way push switch

Pack	Cat. Nos.	Accessories	
1	2819 08		Silver surround frame
1	1200		Neon surround frame

flush mounting steel back boxes



Pack	Cat. Nos.	Flush mounting back boxes	
		Conform to BS 4662 Material : galvanised steel Top, side and back knockout entries according to type of box	
		Depth 16 mm	
100	0891 09		1 gang with 1 fixed lug, 1 adjustable lug and 1 earth terminal
		Depth 25 mm	
50	0891 10		1 gang with 3 fixed lugs, 1 adjustable lug and 1 earth terminal
10	0891 11		2 gang with 1 fixed lug, 1 adjustable lug and 1 earth terminal
		Depth 35 mm	
50	0891 13		1 gang with 3 fixed lugs, 1 adjustable lug and 1 earth terminal
40	0891 14		2 gang with 1 fixed lug, 1 adjustable lug and 1 earth terminal
40	0891 40		Dual box with 2 earth terminals Accepts 2 single gang accessories
		Depth 48 mm	
25	0891 17		1 gang with 3 fixed lugs, 1 adjustable lug and 1 earth terminal
20	0891 18		2 gang with 1 fixed lug, 1 adjustable lug and 1 earth terminal

		Architrave back boxes	
		Depth 26 mm	
5	7364 40		Dimensions : 82 x 28 mm
5	7364 41		Dimensions : 142 x 28 mm