


VALVES SERIES 70, SOLENOID/PNEUMATIC

TECHNICAL DATA	1/8"	1/4"	1/2"
Operating pressure:	2.5 bar ÷ 10 bar		
	1 ÷ 10 bar		
	Vacuum ÷ 10		
Minimum actuation pressure	2.5 bar		
Operating temperature range	-10° to 60°C		
Nominal diameter	5 mm	7.5 mm	15 mm
Conductance C [NI/min · bar]	121.43	264.26	971.43
Critical ratio b	0.32 bar/bar	0.27 bar/bar	0.43 bar/bar
Flow rate at 6 bar ΔP 0.5 bar	400 NI/min	750 NI/min	3200 NI/min
Flow rate at 6 bar ΔP 1 bar	550 NI/min	1100 NI/min	4600 NI/min
TRA/TRR monostable at 6 bar	15 ms / 35 ms	19 ms / 45 ms	36 ms / 60 ms
TRA /TRR bistable at 6 bar	20 ms / 20 ms	21 ms / 21 ms	30 ms / 30 ms
Hand operation	bistable		
Coil voltage values	24VDC ÷ 24VAC ÷ 110VAC ÷ 220VAC 50/60Hz		
Power	2 W (DC) 3VA (AC) 2 W (DC) 3VA (AC) 5W (DC) 5VA (AC)		
Voltage tolerance	-10% ÷ +15%		
Insulation class	F 155		
Maximum coil nut torque	1 Nm		

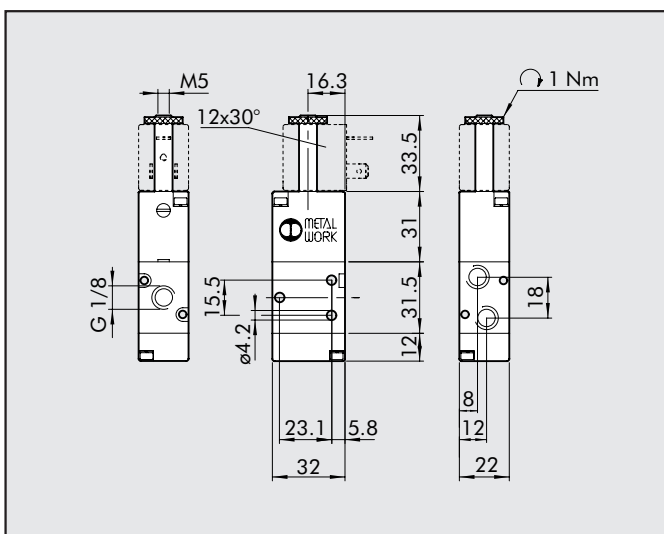


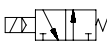
KEY TO CODES

S	O	V	2	3	S	O	S	N	C		
FAMILY		PORT		FUNCTION		OPERATORS 14		RESETTING 12		FURTHER DETAILS	
SOV	Solenoid / pneumatic	2	1/8"	3	3/2	SO	Solenoid	S	mechanical spring	NC	normally closed
		3	1/4"	5	5/2	SE	Solenoid assisted	B	bistable	NO	normally open
		4	1/2"	6	5/3			D	differential pneumatic*	CC	closed centres
								P	pneumatic/mechanical spring*	OC	open centres
								A	on demand	PC	pressure centres
										OO	5/2

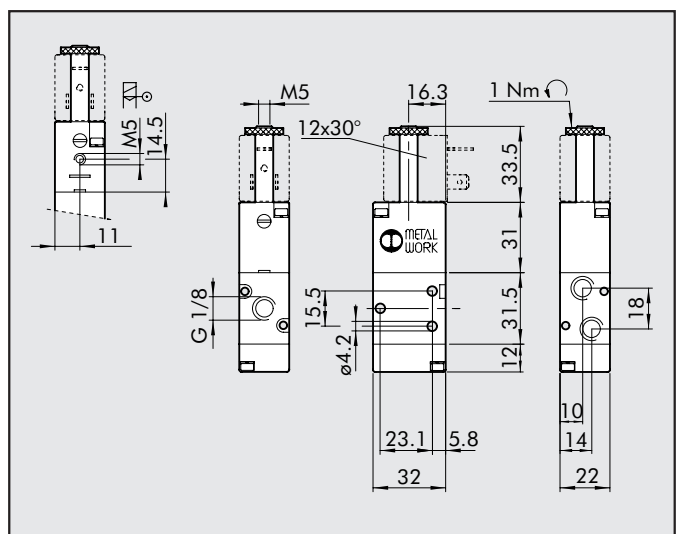
VALVES SERIES 70, SOLENOID/PNEUMATIC-PILOT-ASSISTED SOLENOID/PNEUMATIC, 1/8"

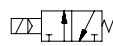

MONOSTABLE 3/2 NO, 1/8"

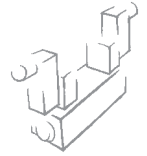


Symbol	Abbrev.	Code	Weight [g]
	SOV 23 SOS NO	7010020400	100

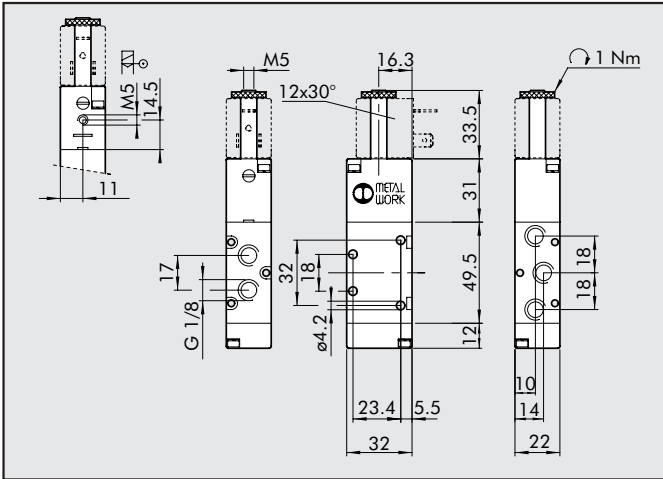
MONOSTABLE 3/2 NC, 1/8"



Symbol	Abbrev.	Code	Weight [g]
	SOV 23 SOS NC	7010020200	100
	SOV 23 SES NC	7010020500	100

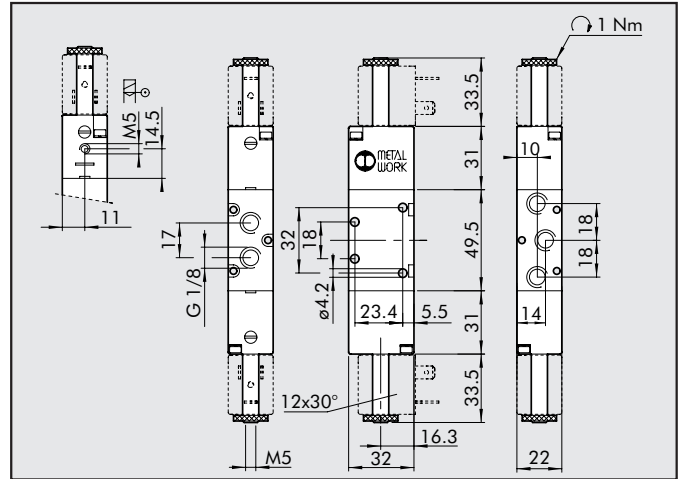


MONOSTABLE 5/2, 1/8"



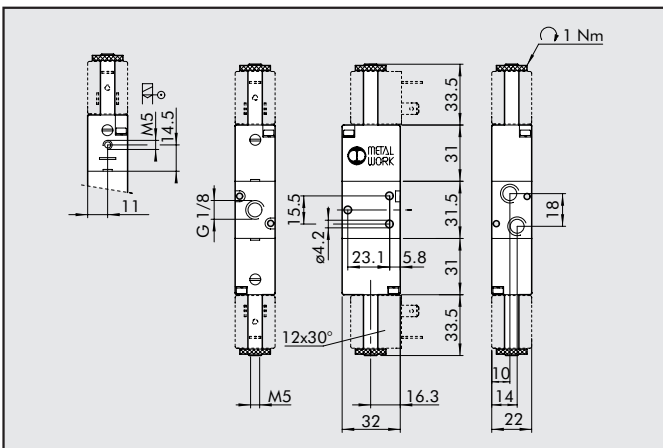
Symbol	Abbrev.	Code	Weight [g]
	SOV 25 SOS OO	7010021100	128
	SOV 25 SES OO	7010021500	129

BISTABLE 5/2, 1/8"



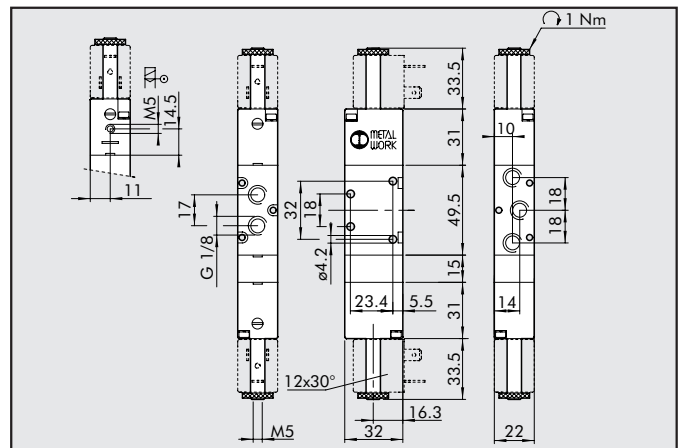
Symbol	Abbrev.	Code	Weight [g]
	SOV 25 SOB OO	7010021200	160
	SOV 25 SOD OO	7010021300	166
	SOV 25 SEB OO	7010021600	160

BISTABLE 3/2, 1/8"



Symbol	Abbrev.	Code	Weight [g]
	SOV 23 SOB OO	7010020100	135
	SOV 23 SEB OO	7010020300	136

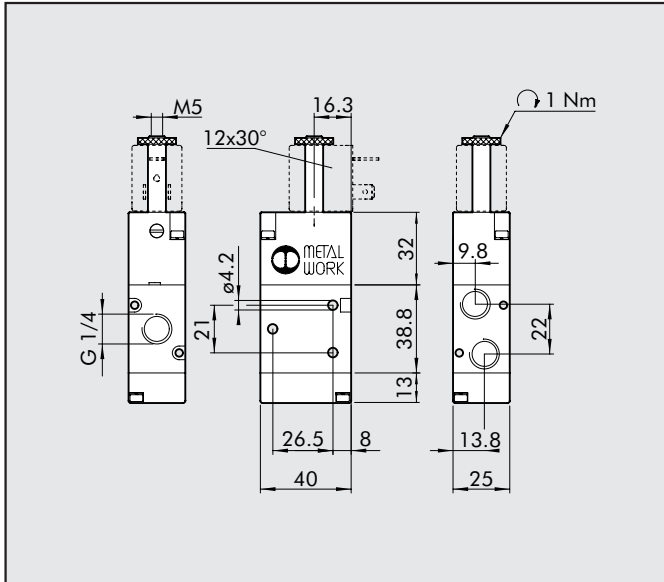
MONOSTABLE 5/3, 1/8"




Symbol	Abbrev.	Code	Weight [g]
	SOV 26 SOS CC	7010022100	190
	SOV 26 SOS OC	7010022200	190
	SOV 26 SOS PC	7010022300	190
	SOV 26 SES CC	7010022400	188
	SOV 26 SES OC	7010022500	188
	SOV 26 SES PC	7010022600	188

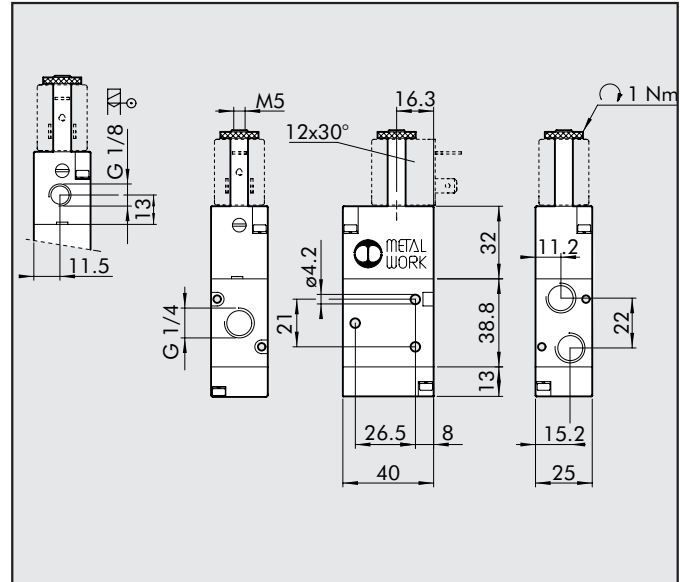
VALVES SERIES 70, SOLENOID/PNEUMATIC-PILOT-ASSISTED SOLENOID/ PNEUMATIC, 1/4"

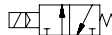
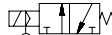
MONOSTABLE 3/2 NO, 1/4"



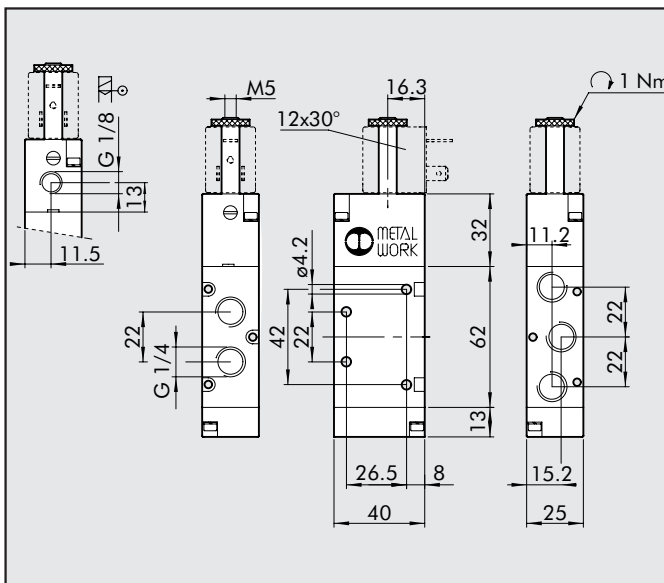
Symbol	Abbrev.	Code	Weight [g]
	SOV 33 SOS NO	7020020400	152



MONOSTABLE 3/2 NC, 1/4"



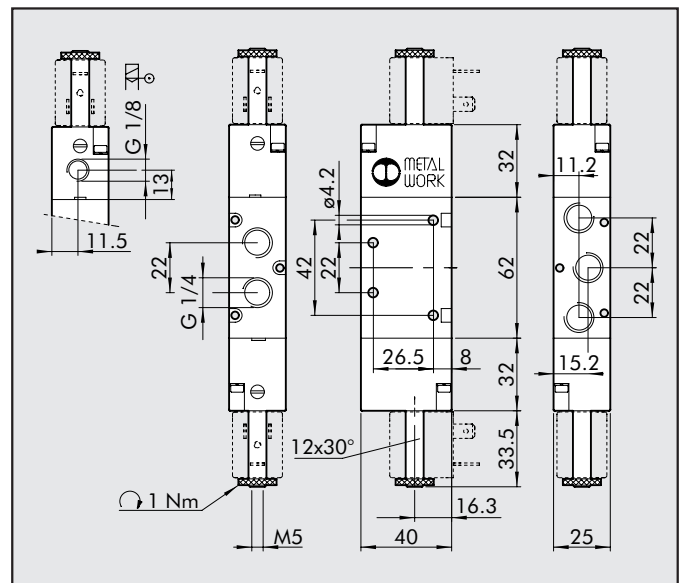
Symbol	Abbrev.	Code	Weight [g]
	SOV 33 SOS NC	7020020200	152
	SOV 33 SES NC	7020020500	152




5/2 1/4" MONOSTABLE



Symbol	Abbrev.	Code	Weight [g]
	SOV 35 SOS OO	7020021100	200
	SOV 35 SES OO	7020021500	200

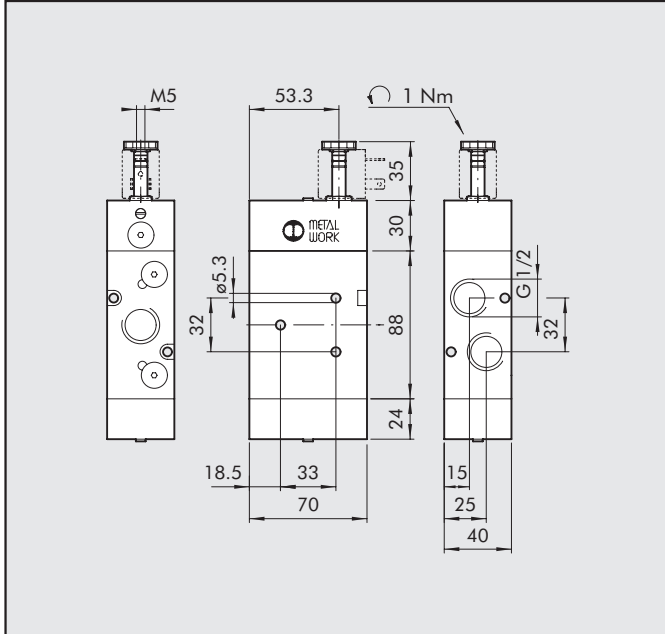
5/2 1/4" BISTABLE




Symbol	Abbrev.	Code	Weight [g]
	SOV 35 SOB OO	7020021200	236
	SOV 35 SOD OO	7020021300	252
	SOV 35 SEB OO	7020021600	242

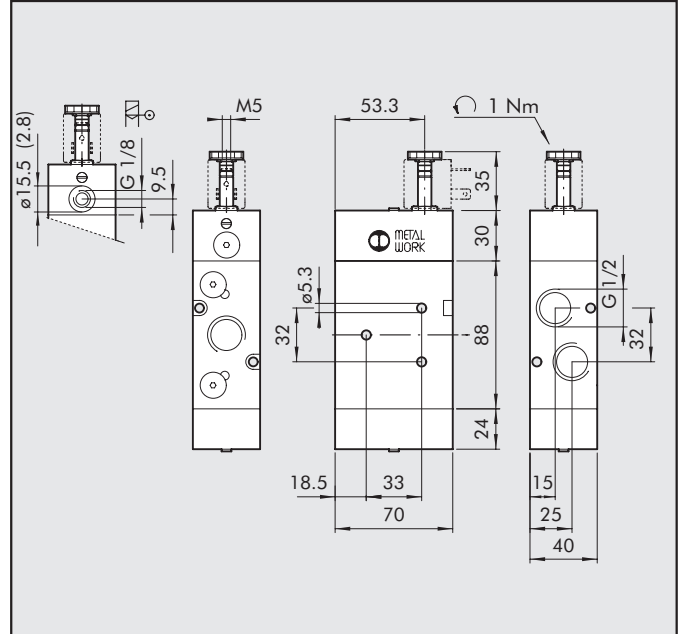
VALVES SERIES 70, SOLENOID/PNEUMATIC-PILOT-ASSISTED SOLENOID/PNEUMATIC, 1/2"

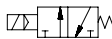
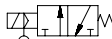
MONOSTABLE 3/2 NO, 1/2"



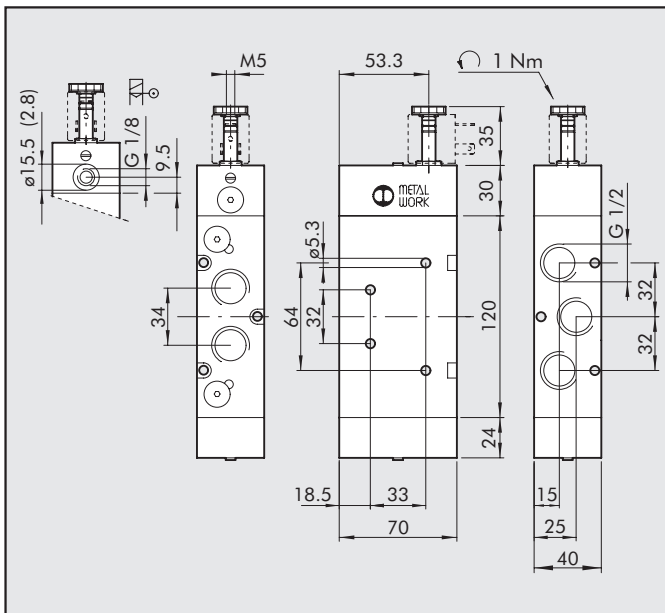
Symbol	Abbrev.	Code	Weight [g]
	SOV 43 SOS NO	7030020400	930



MONOSTABLE 3/2 NC, 1/2"



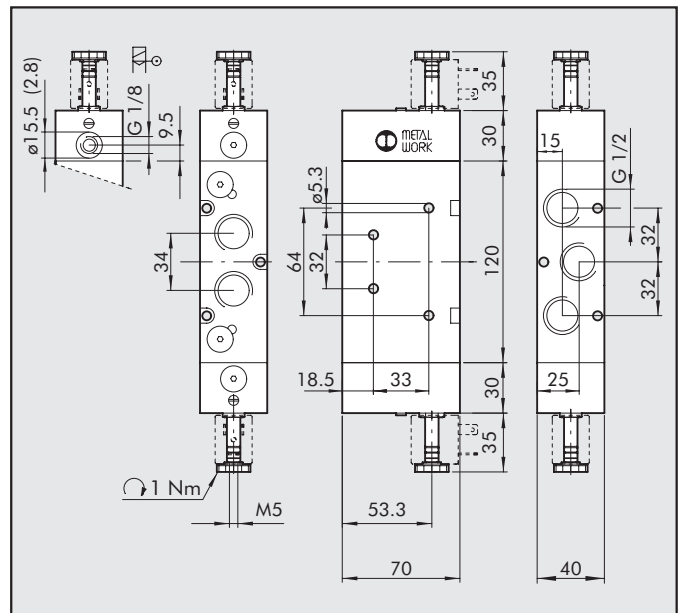
Symbol	Abbrev.	Code	Weight [g]
	SOV 43 SOS NC	7030020200	930
	SOV 43 SES NC	7030020500	923




MONOSTABLE 5/2, 1/2"

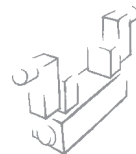


Symbol	Abbrev.	Code	Weight [g]
	SOV 45 SOS OO	7030021100	1120
	SOV 45 SES OO	7030021500	1113

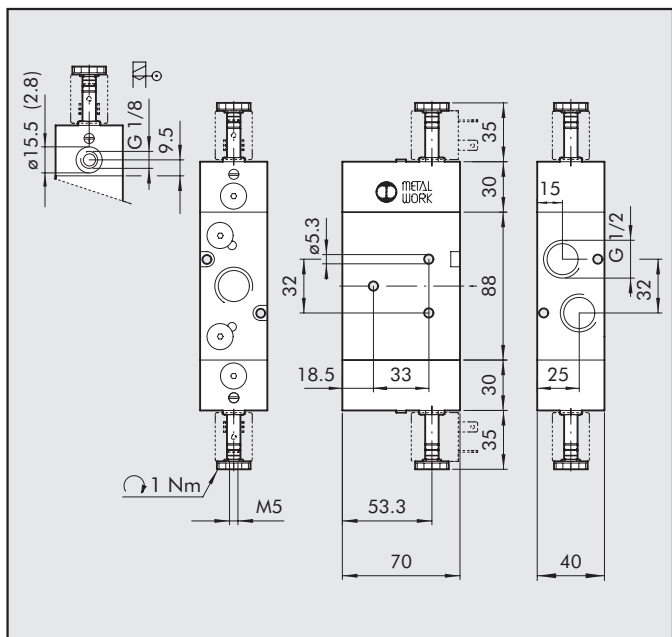
BISTABLE 5/2, 1/2"



Symbol	Abbrev.	Code	Weight [g]
	SOV 45 SOB OO	7030021200	1140
	SOV 45 SOD OO	7030021300	1152
	SOV 45 SEB OO	7030021600	1127

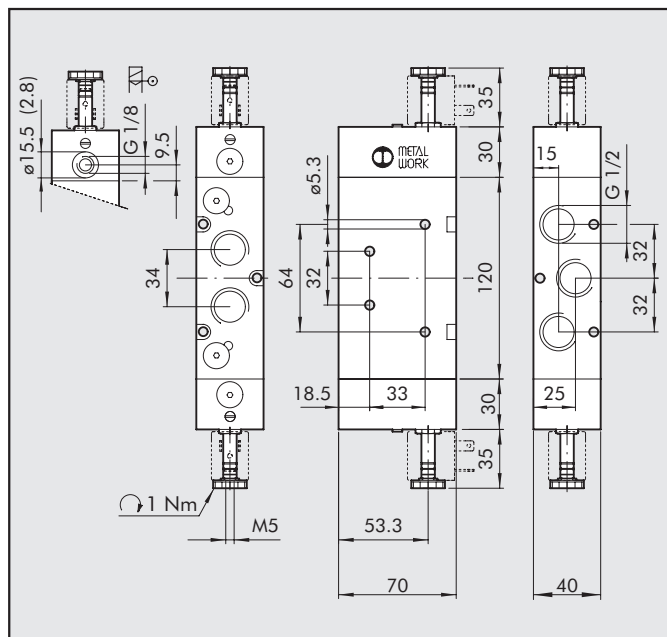


BISTABLE 3/2, 1/2"



Symbol	Abbrev.	Code	Weight [g]
	SOV 43 SOB OO	7030020100	955
	SOV 43 SEB OO	7030020300	942

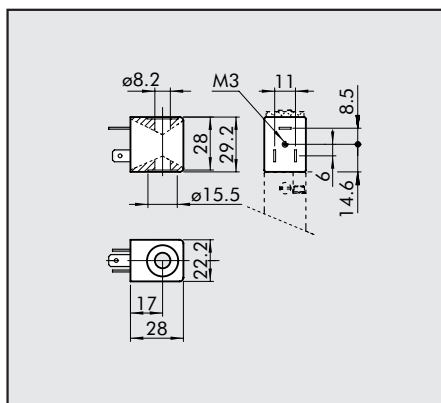
MONOSTABLE 5/3, 1/2"



Symbol	Abbrev.	Code	Weight [g]
	SOV 46 SOS CC	7030022100	1265
	SOV 46 SOS OC	7030022200	1265
	SOV 46 SOS PC	7030022300	1265
	SOV 46 SES CC	7030022400	1252
	SOV 46 SES OC	7030022500	1252
	SOV 46 SES PC	7030022600	1252

ACCESSORIES FOR SERIES 70 SOLENOID/PNEUMATIC VALVES

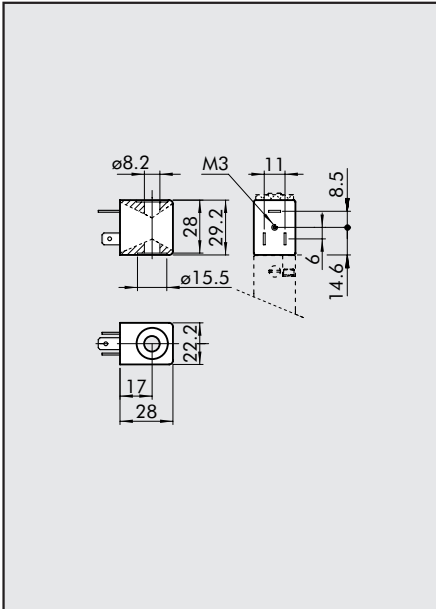
COILS FOR SERIES 70 SOV 1/8" 1/4" VALVES



- Voltage tolerance: -10% + 15%
- Insulation class: F155
- Degree of protection: IP65 EN60529 with connector
- Avoid prolonged exposure to the atmospheric agents
- Coil temperature 100% ED: from 70°C to 20°C – Ambient temperature
- According to Atex 94/9 CE rule, group 2, category 3 GD

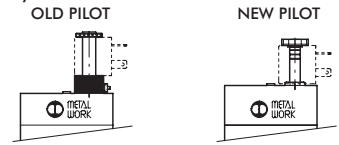
Nominal voltage	Absorption		Abbrev.	Code
	Inrush	Holding		
12Vcc	2W	2W	Coil 22 Ø8 BA 2W-12VDC	W0215000151
24Vcc	2W	2W	Coil 22 Ø8 BA 2W-24VDC	W0215000101
24V 50/60Hz	5.3VA	3.5VA	Coil 22 Ø8 BA 3VA-24VAC	W0215000111
110V 50/60Hz	5.3VA	3.5VA	Coil 22 Ø8 BA 3VA-110VAC	W0215000121
220V 50/60Hz	5.3VA	3.5VA	Coil 22 Ø8 BA 3VA-220VAC	W0215000131

COILS FOR SERIES 70 SOV 1/2" VALVES



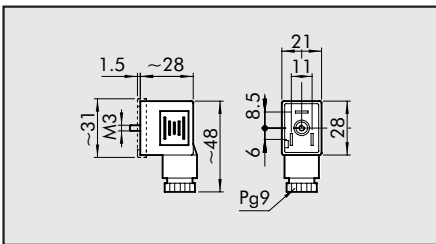
- Voltage tolerance: -10% + 15%
- Insulation class: F155
- Degree of protection: IP65 EN60529 with connector
- Avoid prolonged exposure to the atmospheric agents
- Coil temperature 100% ED: from 70°C to 20°C – Ambient temperature
- According to Atex 94/9 CE rule, group 2, category 3 GD

- Coils usable with valves having either new pilot and old pilot
- ◆ Coils at low absorption usable only with valves having new pilot



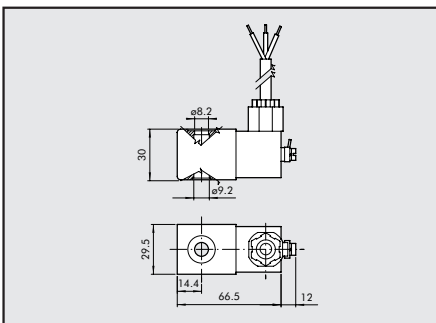
Nominal voltage	Absorption		Abbrev.	Code
	Inrush	Holding		
12Vcc	5W	5W	Coil 22 Ø8 5W-12VDC	W021500051 ■
24Vcc	5W	5W	Coil 22 Ø8 5W-24VDC	W021500001 ■
24V 50/60Hz	8VA	5VA	Coil 22 Ø8 5VA-24VAC	W021500011 ■
110V 50/60Hz	8VA	5VA	Coil 22 Ø8 5VA-110VAC	W021500021 ■
220V 50/60Hz	8VA	5VA	Coil 22 Ø8 5VA-220VAC	W021500031 ■
12Vcc	2W	2W	Coil 22 Ø8 BA 2W-12VDC	W0215000151 ◆
24Vcc	2W	2W	Coil 22 Ø8 BA 2W-24VDC	W0215000101 ◆
24V 50/60Hz	5.3VA	3.5VA	Coil 22 Ø8 BA 3.5VA-24VAC	W0215000111 ◆
110V 50/60Hz	5.3VA	3.5VA	Coil 22 Ø8 BA 3.5VA-110VAC	W0215000121 ◆
220V 50/60Hz	5.3VA	3.5VA	Coil 22 Ø8 BA 3.5VA-220VAC	W0215000131 ◆

COIL CONNECTORS



Colour	Ø Cable	Type	Code
Black	PG9	Standard	W0970510011
Transparent	PG9	LED 24V	W0970510012
Transparent	PG9	LED 110V	W0970510013
Transparent	PG9	LED 220V	W0970510014
Transparent	PG9	LED + VDR 24V	W0970510015
Transparent	PG9	LED + VDR 110V	W0970510016
Transparent	PG9	LED + VDR 220V	W0970510017

KIT COIL EEXM



Code	Description
0227606913	KIT FOR COIL 30 24 VDC EEXMT5 CABLE 3M
0227606915	KIT FOR COIL 30 24 VDC EEXMT5 CABLE 5M
0227608013	KIT FOR COIL 30 24 VAC EEXMT5 CABLE 3M
0227608015	KIT FOR COIL 30 24 VAC EEXMT5 CABLE 5M
0227608023	KIT FOR COIL 30 110 VAC EEXMT5 CABLE 3M
0227608025	KIT FOR COIL 30 110 VAC EEXMT5 CABLE 5M
0227608033	KIT FOR COIL 30 230 VAC EEXMT5 CABLE 3M
0227608035	KIT FOR COIL 30 230 VAC EEXMT5 CABLE 5M

according to Atex 94/9 CE rule, group 2, category 2 GD

KIT COILS SIDE 22 IP65



Code	Description
0222100100	KIT FOR COILS 22 - IP65

Improved IP65 protection, even after prolonged exposure to atmospheric agents.
Applicable to valves with a technopolymer control.