














Synergy® modern




switches and dimmers











Front plates : clip on die cast plate with high quality satin finish; anthracite interiors; matching decorative rockers (except where indicated)
Terminal screws captive and backed off ready for cabling
Hidden screws




Pack	Cat. Nos.		
	 Silver	 Nickel	
	Single pole plate switches 10 AX - 250 V~		
	Conform to BS EN 60669-1 : 2000 Flush mounting back box : min. 16 mm deep Nominal plate dimensions : 89 x 89 mm		
1	7310 00	7312 00	 1 gang – 1 way
1	7310 01	7312 01	 1 gang – 2 way
1	7310 05	7312 05	 1 gang – intermediate
1	7310 02	7312 02	 2 gang – 2 way
1	7310 03	7312 03	 3 gang – 2 way
1	7310 04	7312 04	 4 gang – 2 way

Pack	Cat. Nos.		
	 Silver	 Nickel	
	Single pole plate switches 20 AX - 250 V~		
	Conform to BS EN 60669-1 : 2000 Flush mounting back box : min. 25 mm deep Nominal plate dimensions : 89 x 89 mm		
1	7311 31	7313 31	 1 gang – 2 way
1	7311 32	7313 32	 2 gang – 2 way
1	7311 33	7313 33	 3 gang – 2 way

Pack	Cat. Nos.		
	 Silver	 Nickel	
	Single pole push switches 10 A - 250 V~		
	Conform to BS EN 60669-1 : 2000 Flush mounting back box : min. 16 mm deep Nominal plate dimensions : 89 x 89 mm		
1	7310 07	7312 07	 1 gang – 2 way push switch

Pack	Cat. Nos.		
	 Silver	 Nickel	
	Dimmer units - 230 V~		
	Conform to BS EN 60669-2-1 : 2000 Not suitable for fluorescent load Flush mounting back box : min. 25 mm deep Nominal plate dimensions : 89 x 89 mm		
	Dimmers for use with tungsten filament lamps, GU10 halogen lamps and low voltage systems using appropriate transformer		
1	7310 46	7312 46	 1 gang – 2 way 50 Hz 40 W-250 W push on/off rotary
1	7310 47	7312 47	 2 gang – 2 way 50 Hz 40 W-250 W push on/off rotary

Pack	Cat. Nos.		
	 Silver	 Nickel	
	Dimmer units - 230 V~ - electronic type		
	Conform to BS EN 60669-2-1 : 2000 Not suitable for fluorescent load Flush mounting back box : min. 25 mm deep Nominal plate dimensions : 89 x 89 mm		
	Dimmers for use with tungsten filament lamps, good quality wire-wound transformers for low voltage loads		
1	7311 56	7313 56	 1 gang – 2 way 50-60 Hz 40 W-400 W push on/off rotary
1	7311 57	7313 57	 2 gang – 2 way 50-60 Hz 40 W-400 W push on/off rotary

Pack	Cat. Nos.		
	 Silver	 Nickel	
	3 pole fan switches 10 A - 250 V~		
	Conform to BS EN 60669-1 : 2000 White rocker with integrated padlockable safety block in OFF position Flush mounting back box : min. 25 mm deep Nominal plate dimensions : 89 x 89 mm		
1	7310 09	7312 09	 3 pole fan switch

Synergy® modern

socket outlets and shaver sockets



7310 60




7312 71



7310 89









7312 59











Flush mounting back boxes





p. 187




Front plates : clip on die cast plate with high quality satin finish; anthracite interiors; matching decorative rockers (except where indicated)
Terminal screws captive and backed off ready for cabling





Pack	Cat. Nos.		Double pole socket outlets 13 A - 250 V~
			Conform to BS 1363 - Part 2 : 1995 2 earth terminals Flush mounting back box : min. 25 mm deep Nominal plate dimensions : 1 gang - 89 x 89 mm 2 gang - 89 x 149 mm
1	7310 60	7312 60	 1 gang – switched
1	7310 61	7312 61	 1 gang – switched + red LED power indicator
1	7310 70	7312 70	 2 gang – switched
1	7310 71	7312 71	 2 gang – switched + red LED power indicator




Pack	Cat. Nos.		RCD sockets 13 A - 250 V~
			Conform to BS 7288 : 1990 and BS 1363 - Part 2 : 1995 Stainless steel plate with fixing screws Conventional earth pin release shutter Maximum operating current 16 A Incorporate a "test and reset" button Flush mounting back box : min. 25 mm deep Nominal plate dimensions : 86 x 146 mm
1	7310 97	7312 97	Active (electronically latched) - trips in the event of a power failure - suitable in applications where automatic restoration of supply would be hazardous, e.g. machinery, power tools  RCD unit 2 gang DP 30 mA active
1	7310 98	7312 98	Passive (mechanically latched) - does not trip in the event of a power failure - suitable in applications where automatic restoration of supply is required, e.g. fridge, freezer, unmanned areas  RCD unit 2 gang DP 30 mA passive

Pack	Cat. Nos.		Unswitched socket outlets 13 A - 250 V~
			Conform to BS 1363 - Part 2 : 1995 2 earth terminals Flush mounting back box : min. 25 mm deep Nominal plate dimensions : 1 gang - 89 x 89 mm 2 gang - 89 x 149 mm
1	7310 65	7312 65	 1 gang – unswitched
1	7310 75	7312 75	 2 gang – unswitched

Pack	Cat. Nos.		Socket outlets 15 A - 250 V~
			Conform to BS 546 : 1950 Flush mounting back box : min. 35 mm deep Nominal plate dimensions : 89 x 89 mm
1	7310 88	7312 88	 1 gang – unswitched
1	7310 89	7312 89	 1 gang – switched

Pack	Cat. Nos.		Socket outlets 2 A - 250 V~
			Conform to BS 546 : 1950 Flush mounting back box : min. 25 mm deep Nominal plate dimensions : 89 x 89 mm
1	7310 59	7312 59	 1 gang – unswitched

Pack	Cat. Nos.		Socket outlets 5 A - 250 V~
			Conform to BS 546 : 1950 Flush mounting back box : min. 25 mm deep Nominal plate dimensions : 89 x 89 mm
1	7310 68	7312 68	 1 gang – unswitched
1	7310 69	7312 69	 1 gang – switched

Pack	Cat. Nos.		Shaver sockets
			Conform to BS EN 61558-2-5 : 1998 IP 24 For use with European, British, American and Australian 2 pin plugs Screwless live and neutral terminals Double wound isolating transformer Automatic self-resetting overload feature Plug insertion operates microswitch which energises transformer Flush mounting back box : min. 47 mm deep Nominal plate dimensions : 149 x 89 mm
1	7310 90	7312 90	 Supply : 230 V - 50/60 Hz Output : 230/120 V - 20 VA max.

Download the full file at

<http://assets.kempstoncontrols.com/doc/Legrand%20Wiring%20Devices%202012.pdf>



KEMPSTON
CONTROLS