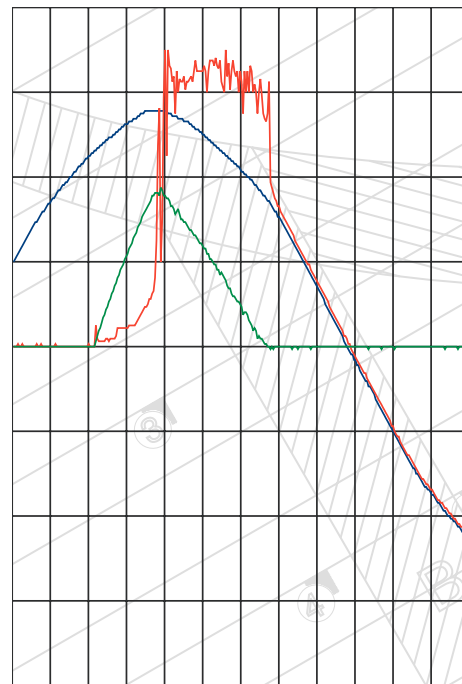


DATA SHEET:
RCBO – COMBINED MCB AND RCCB SERIES BOLF 1+N



RCBO – COMBINED MCB AND RCCB SERIES BOLF 1+N

CONTENTS

GENERAL	3
TOTAL POWER LOSS AT I _n B CHARACTERISTIC CURVE	4
TOTAL POWER LOSS AT I _n C CHARACTERISTIC CURVE	5
INTERNAL RESISTANCE (AT RT) B CHARACTERISTIC CURVE	6
INTERNAL RESISTANCE (AT RT) C CHARACTERISTIC CURVE	7
TRIPPING CHARACTERISTIC CURVE, TYPES B, C	8
INFLUENCE OF AMBIENT TEMPERATURE ON CAPACITIES	9
TRIPPING CHARACTERISTIC CURVE, RESIDUAL CURRENT	10
LET-THROUGH ENERGY, B CHARACTERISTIC CURVE	11
MAXIMUM LET-THROUGH CURRENT, B CHARACTERISTIC CURVE	12
LET-THROUGH ENERGY, C CHARACTERISTIC CURVE	13
MAXIMUM LET-THROUGH CURRENT, C CHARACTERISTIC CURVE	14
SHORT-CIRCUIT SELECTIVITY, BOLF-../1N-B TO DIAZED gL/gG	15
SHORT-CIRCUIT SELECTIVITY, BOLF-../1N-C TO DIAZED gL/gG	16
SHORT-CIRCUIT SELECTIVITY, BOLF-../1N-B TO NEOZED gL/gG	17
SHORT-CIRCUIT SELECTIVITY, BOLF-../1N-C TO NEOZED gL/gG	18
SHORT-CIRCUIT SELECTIVITY, BOLF-../1N-B TO HRC-FUSE NH-00 QUICK-BLOW FUSE INSERT gL/gG	19
SHORT-CIRCUIT SELECTIVITY, BOLF-../1N-C TO HRC-FUSE NH-00 QUICK-BLOW FUSE INSERT gL/gG	20
DIMENSIONS, WIRING DIAGRAM AND ALLOWED CONNECTIONS	21
ARTICLES	22

RCBO – COMBINED MCB AND RCCB SERIES BOLF 1+N



SCHRACK-INFO

- Tripping independent of line voltage
- Power connection directional
- Doubleterminal on the top and on the bottom
- Indicator: blue: switch off default, white: switch off manual
- Contact position colour indicator (red/green)
- Sensitivity: AC 6 kA & 10 kA, Pulsating: DC (10 kA only)
- Option: type G

TECHNICAL DATA

Standards:	IEC/EN 61009
Rated voltage:	230 V/50 Hz
Rated residual current:	10 mA, 30 mA, 100 mA, 300 mA
Endurance:	electrical: ≥ 4.000 operating cycles mechanical: ≥ 20.000 operating cycles
Number of poles:	1+N
Voltage limits:	196 - 253 V
Rated breaking capacity:	6kA and 10 kA
Characteristic:	B and C
Selectivity class:	3
Tripping temperature:	-25 °C up to +40 °C
Climatic conditions:	in according to IEC 68-2 (25...55°C / 90...95% RH)
Max. back up fuse:	100 A gL (>10 kA)
Terminal capacity:	1-25 mm ²
Finger and hand touch safe:	in according to VBG 4 / ÖVE EN 6, BGV A3
Special snap-on mounting:	for DIN rails EN 50 022
Degree of protection:	IP 20 in cover IP40
Terminal:	Multi-purpose terminal (lift/open mouthed) Guide for secure terminal connection
Terminal capacity:	1 - 25 mm ²
Torque of terminals:	2 - 2,4 Nm

Total power loss at I_n
BOLF-../1N/
B characteristic curve

BOLF	
I_n [A]	P [W]
2	1.4
4	1.5
5	2.0
6	1.7
8	2.4
10	2.3
12	3.1
13	3.4
15	3.4
16	3.6
20	5.4
25	5.0
32	6.1
40	8.2

Total power loss at I_n
BOLF-../1N/
C characteristic curve

BOLF	
I_n [A]	P [W]
2	1.4
4	1.5
5	2.0
6	1.7
8	2.4
10	2.3
12	3.1
13	3.4
15	3.4
16	3.6
20	5.4
25	5.0
32	6.1
40	8.2

**Internal resistance (at RT)
BOLF-../1N/
B characteristic curve**

BOLF	L-Leiter		N-Leiter		
	I _n [A]	Z* [mΩ]	R [mΩ]	Z* [mΩ]	R [mΩ]
2		338	336	3.9	3.8
4		90.8	90.3	3.9	3.8
6		42.9	41.8	3.9	3.8
8		32.8	32.5	3.9	3.8
10		19.0	18.9	3.9	3.8
12		15.2	15.1	3.9	3.8
13		15.2	15.1	3.9	3.8
15		9.8	9.7	3.9	3.8
16		9.8	9.7	3.9	3.8
20		9.0	8.9	3.9	3.8
25		5.5	5.5	2.1	2.1
32		3.6	3.6	2.1	2.1
40		2.9	2.9	2.1	2.1

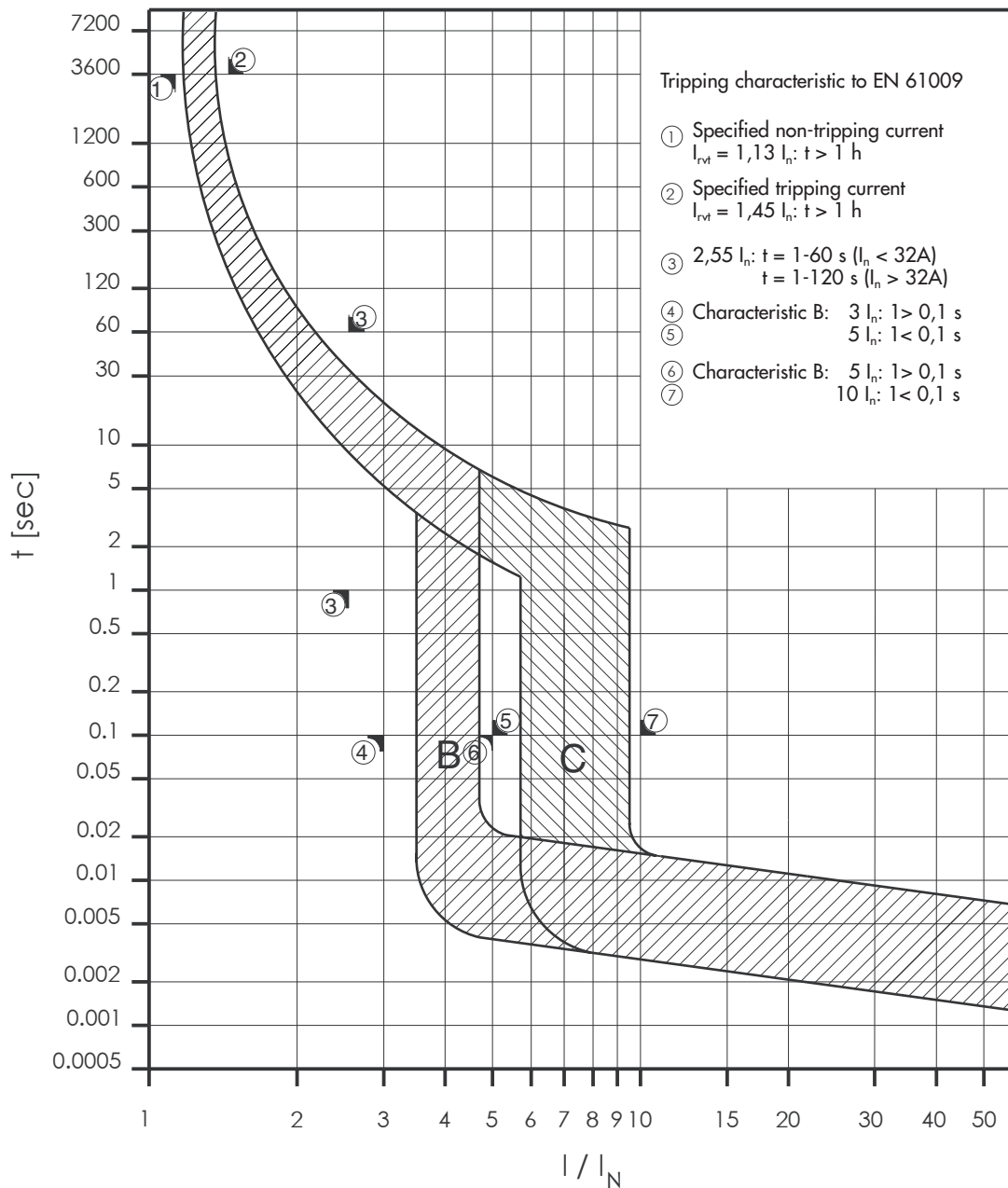
* 50Hz

**Internal resistance (at RT)
BOLF-../1N/
C characteristic curve**

BOLF	L-Leiter		N-Leiter		
	I _n [A]	Z* [mΩ]	R [mΩ]	Z* [mΩ]	R [mΩ]
2		338	336	3.9	3.8
4		90.8	90.3	3.9	3.8
5		76.8	76.2	3.9	3.8
6		42.9	41.8	3.9	3.8
8		32.8	32.5	3.9	3.8
10		19.0	18.9	3.9	3.8
12		15.2	15.1	3.9	3.8
13		15.2	15.1	3.9	3.8
15		9.8	9.7	3.9	3.8
16		9.8	9.7	3.9	3.8
20		9.0	8.9	3.9	3.8
25		5.5	5.5	2.1	2.1
32		3.6	3.6	2.1	2.1
40		2.9	2.9	2.1	2.1

* 50Hz

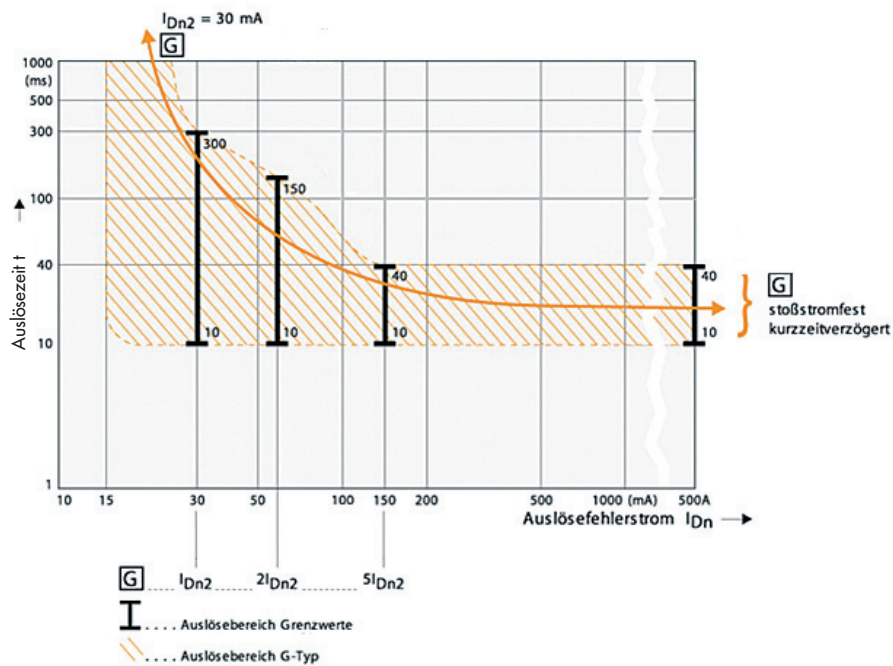
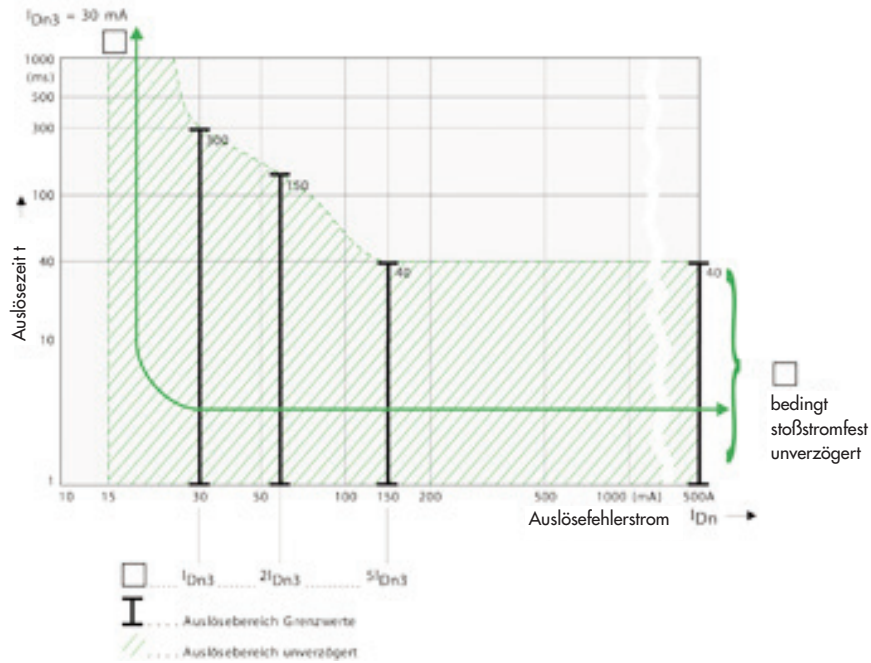
**Tripping characteristic BOLF-../1N/
curve, types B, C**



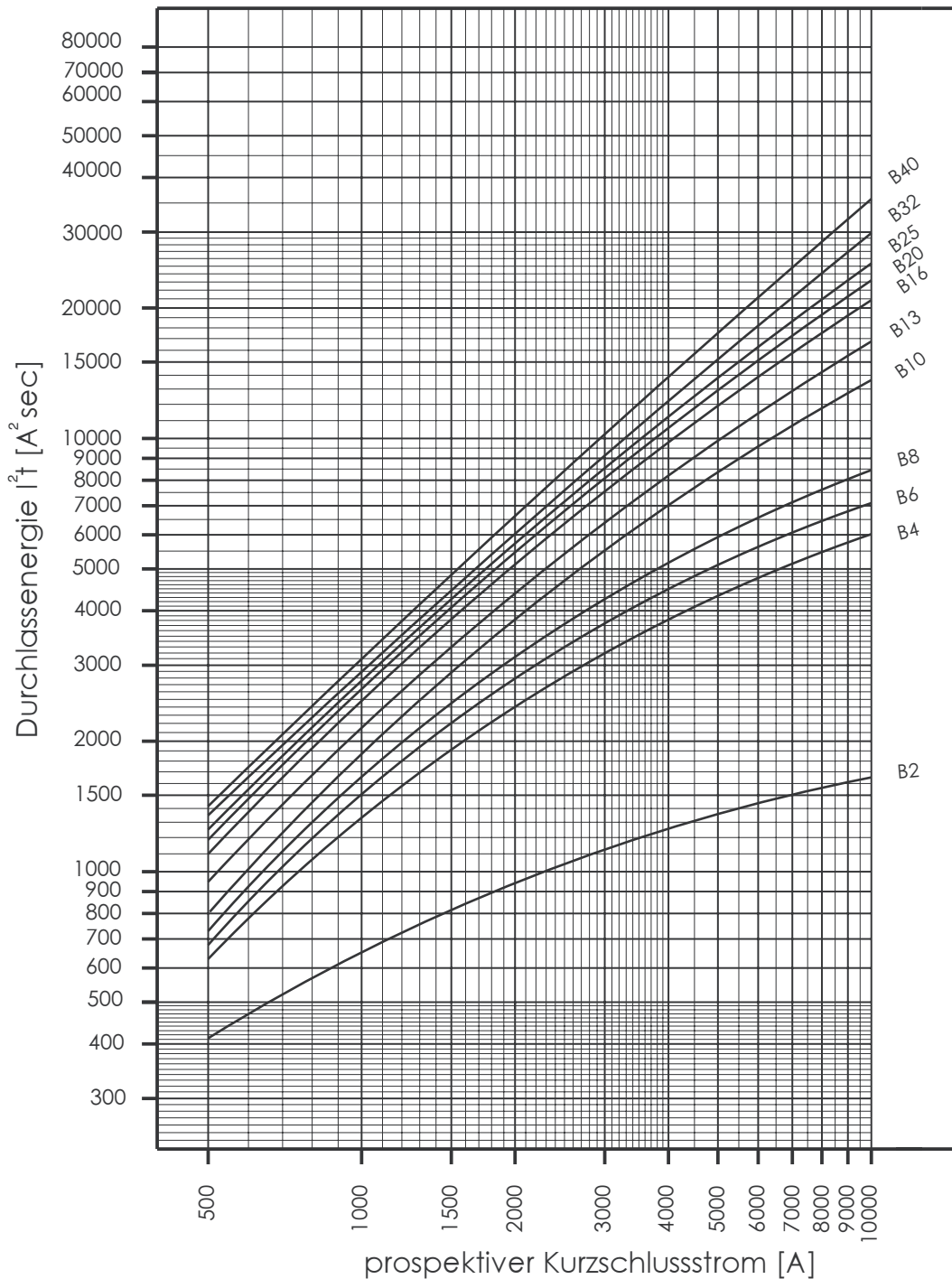
**Influence of ambient temperature
on capacities
BOLF-../1N/.. (MCB-part)**

I _n [A]	Ambient temperature (°C)																	
	-40	-30	-25	-20	-10	0	10	20	30	35	40	45	50	55	60	65	70	75
2	2.6	2.5	2.5	2.4	2.3	2.2	2.2	2.1	2.0	2.0	1.9	1.9	1.9	1.8	1.8	1.7	1.7	1.7
4	5.1	5.0	4.9	4.8	4.7	4.5	4.3	4.2	4.0	3.9	3.9	3.8	3.7	3.6	3.5	3.5	3.4	3.3
5	6.4	6.2	6.2	6.0	5.8	5.6	5.4	5.2	5.0	4.9	4.8	4.7	4.6	4.5	4.4	4.3	4.2	4.1
6	7.7	7.5	7.4	7.2	7.0	6.7	6.5	6.3	6.0	5.9	5.8	5.7	5.6	5.4	5.3	5.2	5.1	5.0
8	10.2	9.9	9.9	9.6	9.3	9.0	8.7	8.4	8.0	7.9	7.7	7.6	7.4	7.2	7.1	6.9	6.8	6.6
10	13	12	12	12	12	11	11	10	10	9.9	9.7	9.5	9.3	9.0	8.9	8.7	8.5	8.3
12	15	15	15	14	14	13	13	13	12	12	12	11	11	11	11	10	10	10
13	17	16	16	16	15	15	14	14	13	13	13	12	12	12	12	11	11	11
15	19	19	19	18	17	17	16	16	15	15	15	14	14	14	13	13	13	12
16	20	20	20	19	19	18	17	17	16	16	15	15	15	14	14	14	14	13
20	26	25	25	24	23	22	22	21	20	20	19	19	19	18	18	17	17	17
25	32	31	31	30	29	28	27	26	25	25	24	24	23	23	22	22	21	21
32	41	40	40	38	37	36	35	33	32	32	31	30	30	29	28	28	27	26
40	51	50	49	48	47	45	43	42	40	39	39	38	37	36	35	35	34	33

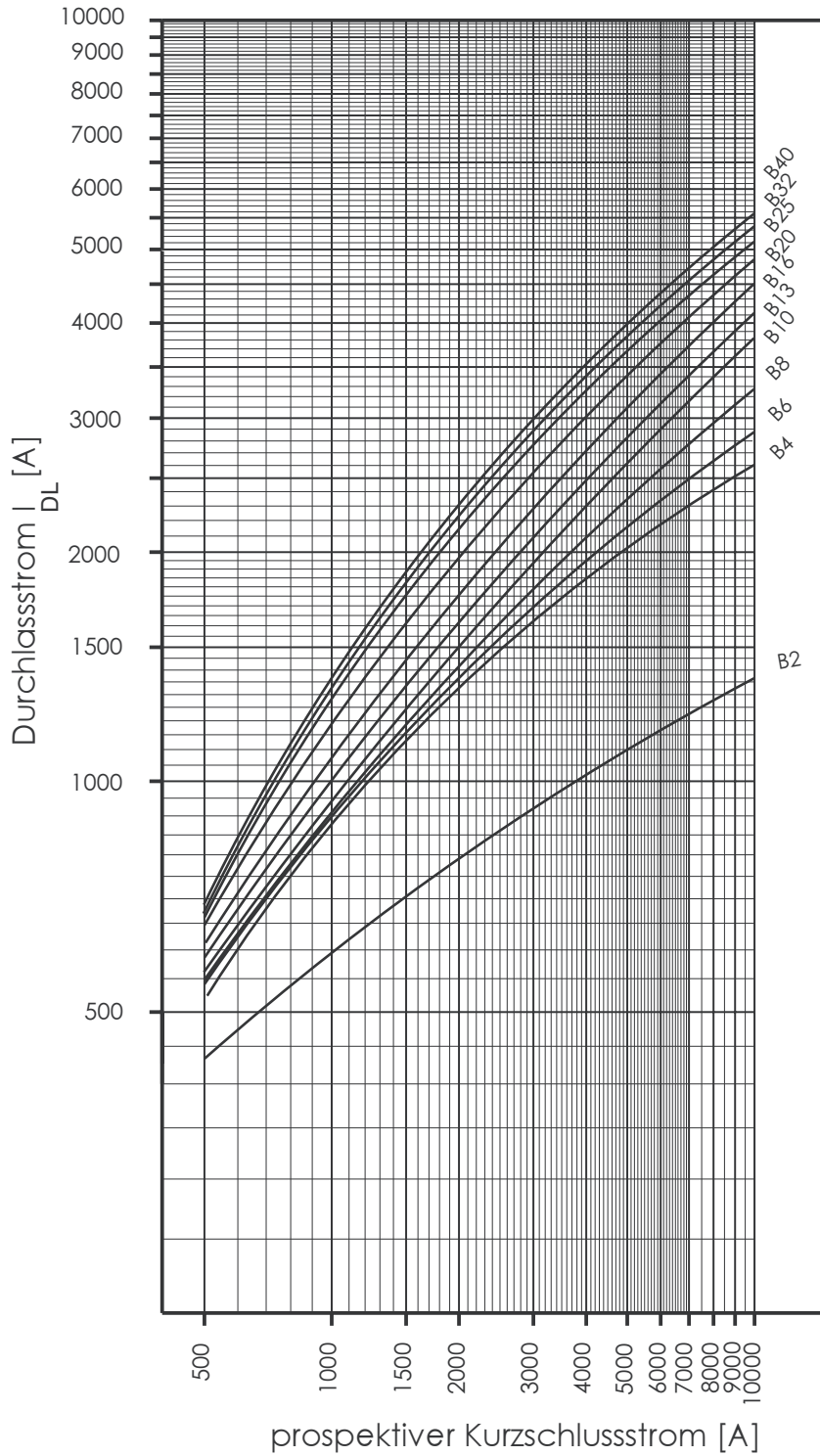
Tripping current RCBO – series BOLF



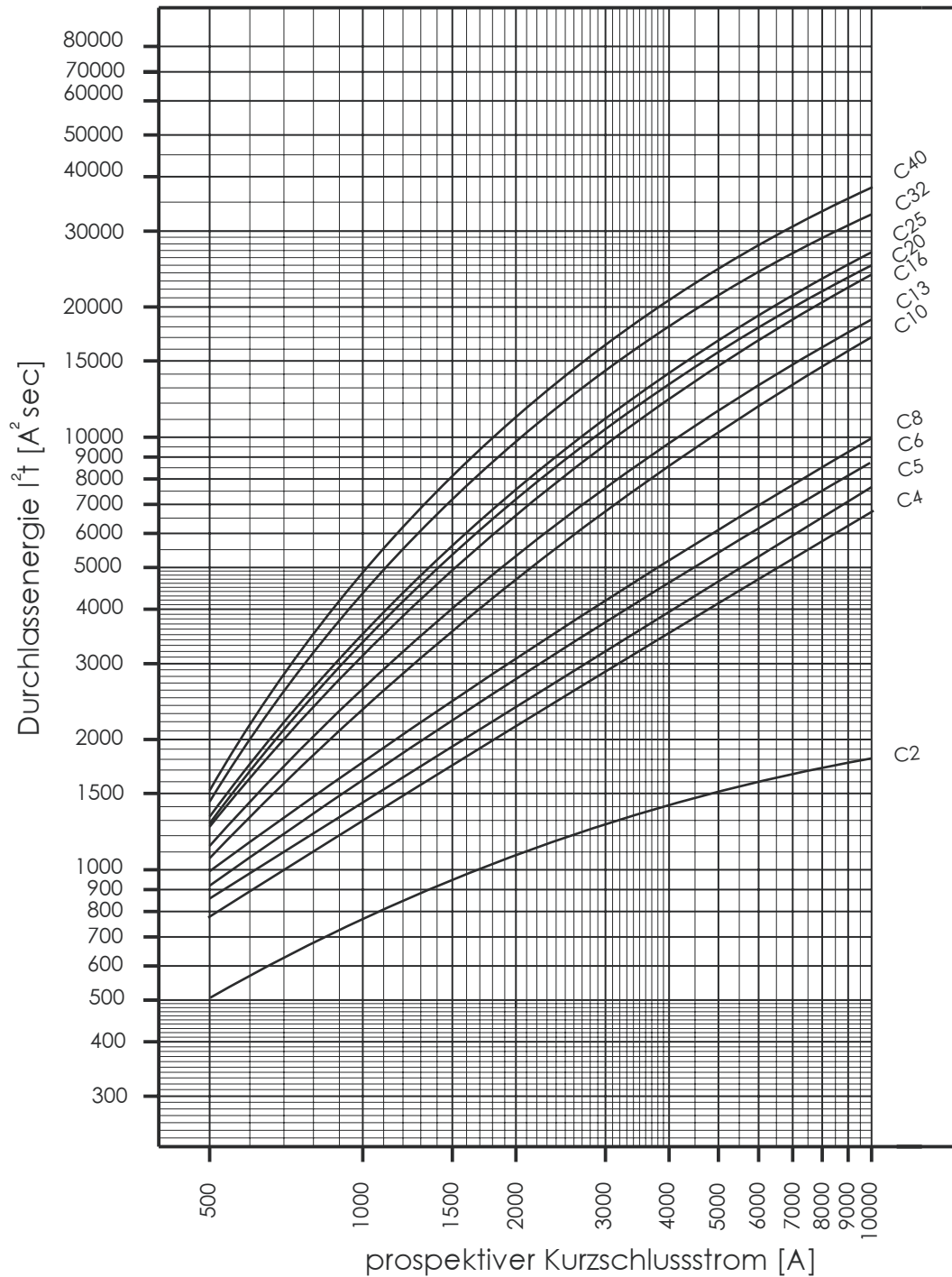
Let-through energy, BOLF-../1N/..
B characteristic curve



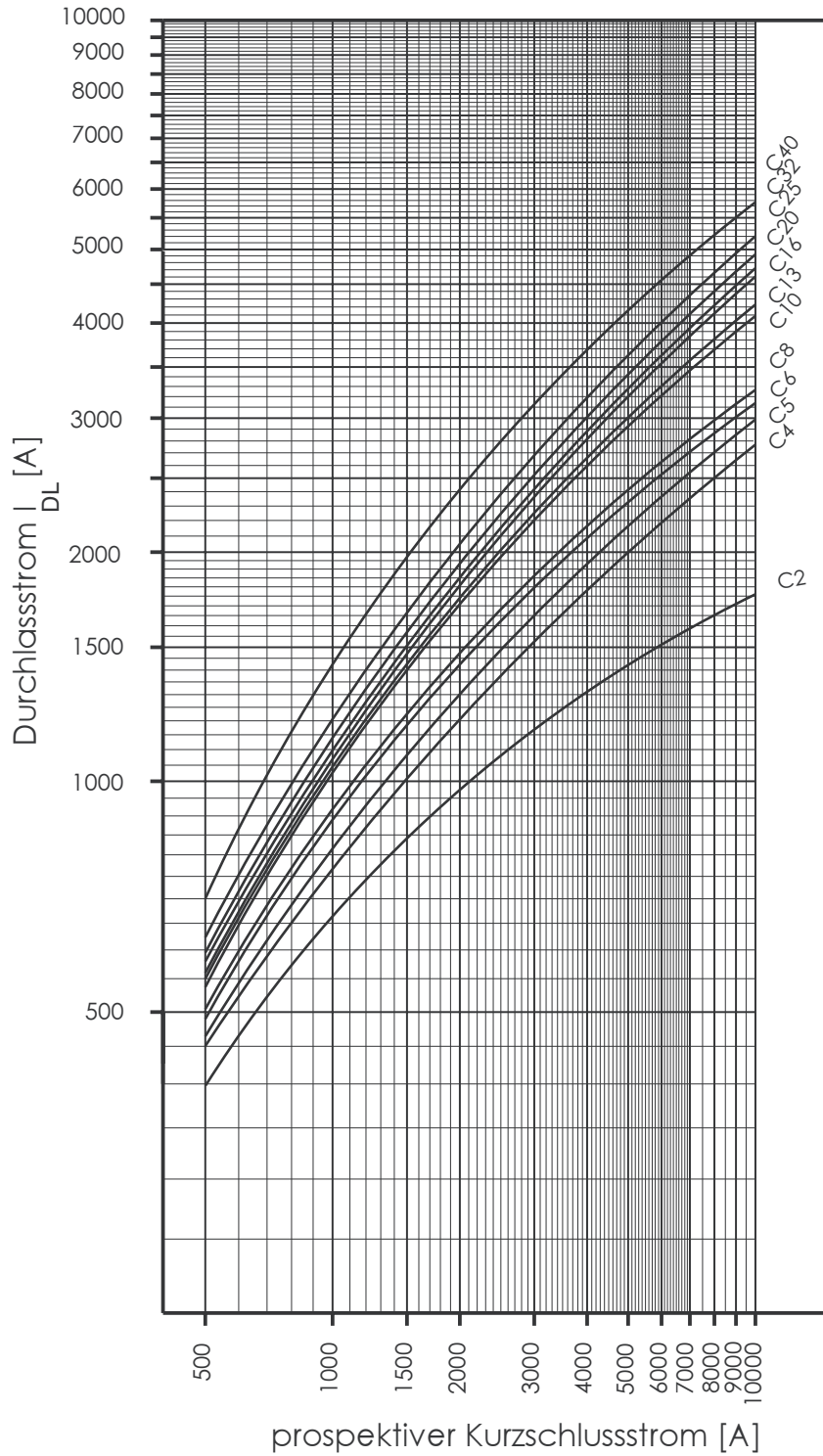
**Maximum let-through current, BOLF-../1N/..
B characteristic curve**



Let-through energy, BOLF-../1N/..
C characteristic curve



**Maximum let-through current, BOLF-../1N/..
C characteristic curve**





Short-circuit selectivity, BOLF-../1N-B to D-fuse gL/gG

In the case of short circuit between LS-FI BOLF-../1N/ to the back up fuses D. The values are the selectivity-limit-current I_s [kA].

It means if the short-circuit current I_{KS} under I_s only the RCBO tripping. If the short circuit higher it is possible that both fuses are tripping.

*) nach EN 60898 D.5.2.b

BOLF	DIAZED DII-DIV gL/gG								
I_n [A]	10	16	20	25	35	50	63	80	100
2	< 0.5 ¹⁾	< 0.5 ¹⁾	2.2	8.5	10.0 ²⁾	10.0 ²⁾	10.0 ²⁾	10.0 ²⁾	10.0 ²⁾
4	< 0.5 ¹⁾	< 0.5 ¹⁾	0.7	1.2	3.7	10.0	10.0 ²⁾	10.0 ²⁾	10.0 ²⁾
6		< 0.5 ¹⁾	0.7	1.0	2.9	6.9	10.0 ²⁾	10.0 ²⁾	10.0 ²⁾
8		< 0.5 ¹⁾	0.6	1.0	2.4	5.1	10.0 ²⁾	10.0 ²⁾	10.0 ²⁾
10			0.6	0.9	1.9	3.3	7.0	10.0 ²⁾	10.0 ²⁾
13			0.5	0.7	1.6	2.8	5.7	9.0	10.0 ²⁾
16				0.7	1.4	2.4	4.4	7.0	10.0 ²⁾
20					1.3	2.2	4.0	6.3	10.0 ²⁾
25					1.3	2.1	3.8	5.8	10.0 ²⁾
32						2.0	3.5	5.2	9.5
40							3.1	4.5	8.1

¹⁾ Selektivitätsgrenzwert I_s ist unter 0.5 kA.

²⁾ Selektivitätsgrenzwert I_s = rated breaking capacity I_{cn} of RCBO
shaded areas: no selectivity



Short-circuit selectivity, BOLF-../1N-C to D-fuse gL/gG

In the case of short circuit between LS-FI BOLF-../1N/ to the back up fuses D. The values are the selectivity-limit-current I_S [kA].

It means if the short-circuit current I_{KS} under I_S only the RCBO tripping. If the short circuit higher it is possible that both fuses are tripping.

*) nach EN 60898 D.5.2.b

BOLF	DIAZED DII-DIV gL/gG								
	10	16	20	25	35	50	63	80	100
I_n [A]									
2	< 0.5 ¹⁾	< 0.5 ¹⁾	1.7	6.0	10.0 ²⁾	10.0 ²⁾	10.0 ²⁾	10.0 ²⁾	10.0 ²⁾
4	< 0.5 ¹⁾	< 0.5 ¹⁾	0.7	1.3	4.2	8.5	10.0 ²⁾	10.0 ²⁾	10.0 ²⁾
5	< 0.5 ¹⁾	< 0.5 ¹⁾	0.6	1.1	3.6	7.0	10.0 ²⁾	10.0 ²⁾	10.0 ²⁾
6		< 0.5 ¹⁾	0.6	1.0	2.9	5.8	10.0 ²⁾	10.0 ²⁾	10.0 ²⁾
8		< 0.5 ¹⁾	< 0.5	0.9	2.5	4.8	10.0 ²⁾	10.0 ²⁾	10.0 ²⁾
10			< 0.5	0.7	1.5	2.6	5.3	9.0	10.0 ²⁾
13					1.4	2.3	4.6	7.6	10.0 ²⁾
16					1.2	1.8	3.4	5.5	10.0 ²⁾
20					1.2	1.7	3.1	5.0	10.0 ²⁾
25						1.6	2.9	4.6	10.0 ²⁾
32							2.3	3.4	7.7
40								2.9	6.2

¹⁾ Selektivitäts-limit-current I_S is under 0.5 kA.

²⁾ Selektivitäts-limit-current I_S = rated breaking capacity I_{cn} of RCBO
shaded areas: no selectivity



Short-circuit selectivity, BOLF-../1N-B to D0-fuse gL/gG

In the case of short circuit between LS-FI BOLF-../1N/ to the back up fuses D0.
The values are the selectivity-limit-current I_S [kA].

It means if the short-circuit current I_{KS} under I_S only the RCBO tripping.
If the short circuit higher it is possible that both fuses are tripping.

*) nach EN 60898 D.5.2.b

BOLF	NEOZED D01-D03 gL/gG								
I_n [A]	10	16	20	25	35	50	63	80	100
2	< 0.5 ¹⁾	0.7	1.6	3.3	10.0 ²⁾	10.0 ²⁾	10.0 ²⁾	10.0 ²⁾	10.0 ²⁾
4	< 0.5 ¹⁾	< 0.5 ¹⁾	0.6	0.9	2.9	10.0 ²⁾	10.0 ²⁾	10.0 ²⁾	10.0 ²⁾
6		< 0.5 ¹⁾	0.5	0.8	2.4	8.2	10.0 ²⁾	10.0 ²⁾	10.0 ²⁾
8			0.6	0.8	2.0	6.0	10.0 ²⁾	10.0 ²⁾	10.0 ²⁾
10			0.5	0.8	1.6	3.7	6.0	10.0 ²⁾	10.0 ²⁾
13			0.5	0.7	1.4	3.0	4.7	9.0	10.0 ²⁾
16				0.6	1.2	2.6	3.9	7.0	10.0 ²⁾
20					1.2	2.5	3.6	6.2	10.0 ²⁾
25					1.2	2.3	3.3	5.7	10.0 ²⁾
32						2.3	3.1	5.1	10.0 ²⁾
40							2.8	4.5	9.5

¹⁾ Selektivitäts-limit-current I_S is under 0.5 kA.

²⁾ Selektivitäts-limit-current I_S = rated breaking capacity I_{cn} of RCBO
shaded areas: no selectivity



Short-circuit selectivity, BOLF-../1N-C to D0-fuse gL/gG

In the case of short circuit between LS-FI BOLF-../1N/ to the back up fuses D0.
The values are the selectivity-limit-current I_S [kA].

It means if the short-circuit current I_{KS} under I_S only the RCBO tripping.
If the short circuit higher it is possible that both fuses are tripping.

*) nach EN 60898 D.5.2.b

BOLF	Neozed gL/gG D01-D03								
I_n [A]	10	16	20	25	35	50	63	80	100
2	< 0.5 ¹⁾	0.5	0.5	2.4	10.0 ²⁾	10.0 ²⁾	10.0 ²⁾	10.0 ²⁾	10.0 ²⁾
4	< 0.5 ¹⁾	< 0.5 ¹⁾	< 0.5 ¹⁾	0.9	3.4	9.5	10.0 ²⁾	10.0 ²⁾	10.0 ²⁾
5		< 0.5 ¹⁾	< 0.5 ¹⁾	0.9	2.9	8.0	10.0 ²⁾	10.0 ²⁾	10.0 ²⁾
6		< 0.5 ¹⁾	< 0.5 ¹⁾	0.8	2.3	6.5	10.0 ²⁾	10.0 ²⁾	10.0 ²⁾
8			< 0.5 ¹⁾	0.7	2.1	5.5	9.5	10.0 ²⁾	10.0 ²⁾
10			< 0.5 ¹⁾	0.6	1.3	2.9	4.5	8.9	10.0 ²⁾
13					1.2	2.5	3.9	7.6	10.0 ²⁾
16					1.0	2.1	3.0	5.5	10.0 ²⁾
20					1.0	2.0	2.7	5.0	10.0 ²⁾
25						1.9	2.6	4.5	10.0 ²⁾
32							2.1	3.4	10.0 ²⁾
40								3.0	8.7

¹⁾ Selectivity-limit-current I_S is under 0.5 kA.

²⁾ Selectivity-limit-current I_S = rated breaking capacity I_{cn} of RCBO
shaded areas: no selectivity



Short-circuit selectivity, BOLF-../1N-B to HRC-fuse NH-00 quick-blow fuse insert gL/gG

In the case of short circuit between LS-FI BOLF-../1N/ to the back up HRC-fuses.

The values are the selectivity-limit-current I_S [kA].

It means if the short-circuit current I_{KS} under I_S only the RCBO tripping.

If the short circuit higher it is possible that both fuses are tripping.

*) nach EN 60898 D.5.2.b

BOLF	NH-00 gL/gG											
I_n [A]	16	20	25	32	35	40	50	63	80	100	125	160
2	< 0.5 ¹⁾	1.1	3.6	10.0 ²⁾	10.0 ²⁾	10.0 ²⁾	10.0 ²⁾	10.0 ²⁾	10.0 ²⁾	10.0 ²⁾	10.0 ²⁾	10.0 ²⁾
4	< 0.5 ¹⁾	0.5	0.9	1.6	2.8	4.4	10.0 ²⁾	10.0 ²⁾	10.0 ²⁾	10.0 ²⁾	10.0 ²⁾	10.0 ²⁾
6	< 0.5 ¹⁾	0.5	0.8	1.4	2.2	3.3	7.0	10.0 ²⁾	10.0 ²⁾	10.0 ²⁾	10.0 ²⁾	10.0 ²⁾
8	< 0.5 ¹⁾	< 0.5 ¹⁾	0.7	1.0	1.9	2.8	5.3	7.8	10.0 ²⁾	10.0 ²⁾	10.0 ²⁾	10.0 ²⁾
10		< 0.5 ¹⁾	0.7	0.9	1.5	2.1	3.4	4.3	7.3	10.0 ²⁾	10.0 ²⁾	10.0 ²⁾
13		< 0.5 ¹⁾	0.6	0.8	1.4	1.8	2.8	3.6	5.7	10.0 ²⁾	10.0 ²⁾	10.0 ²⁾
16			0.6	0.7	1.2	1.5	2.4	3.0	4.5	10.0 ²⁾	10.0 ²⁾	10.0 ²⁾
20				0.7	1.1	1.5	2.2	2.8	4.2	9.2	10.0 ²⁾	10.0 ²⁾
25				0.7	1.1	1.4	2.1	2.6	4.0	8.2	10.0 ²⁾	10.0 ²⁾
32					1.0	1.4	2.0	2.5	3.7	7.1	10.0 ²⁾	10.0 ²⁾
40								2.3	3.4	6.2	8.8	10.0 ²⁾

¹⁾ Selektivität-limit-current I_S is under 0.5 kA.

²⁾ Selektivität-limit-current I_S = rated breaking capacity I_{cn} of RCBO
shaded areas: no selectivity

Short-circuit selectivity, BOLF-../1N-C to HRC-fuse NH-00 quick-blow fuse insert gL/gG

In the case of short circuit between LS-FI BOLF-../1N/ to the back up HRC-fuses.
The values are the selectivity-limit-current I_s [kA].

It means if the short-circuit current I_{KS} under I_s only the RCBO tripping.

If the short circuit higher it is possible that both fuses are tripping.

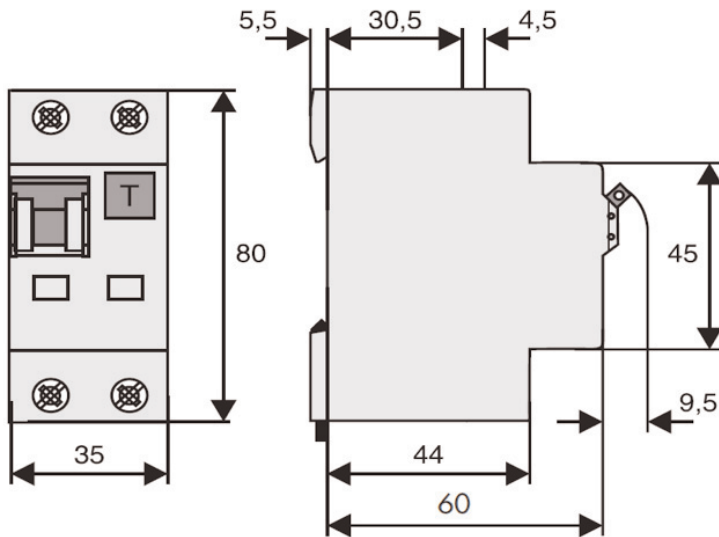
*) nach EN 60898 D.5.2.b

BOLF	NH-00 gL/gG											
I_n [A]	16	20	25	32	35	40	50	63	80	100	125	160
2	<0.5 ¹⁾	0.6	2.6	10.0 ²⁾	10.0 ²⁾	10.0 ²⁾	10.0 ²⁾	10.0 ²⁾	10.0 ²⁾	10.0 ²⁾	10.0 ²⁾	10.0 ²⁾
4	<0.5 ¹⁾	<0.5 ¹⁾	0.9	1.8	3.2	4.8	8.7	10.0 ²⁾	10.0 ²⁾	10.0 ²⁾	10.0 ²⁾	10.0 ²⁾
5	<0.5 ¹⁾	<0.5 ¹⁾	0.8	1.6	2.7	4.1	7.2	9.7	10.0 ²⁾	10.0 ²⁾	10.0 ²⁾	10.0 ²⁾
6	<0.5 ¹⁾	<0.5 ¹⁾	0.7	1.3	2.2	3.3	5.9	8.0	10.0 ²⁾	10.0 ²⁾	10.0 ²⁾	10.0 ²⁾
8	<0.5 ¹⁾	<0.5 ¹⁾	0.6	1.1	1.9	2.8	5.0	6.7	10.0 ²⁾	10.0 ²⁾	10.0 ²⁾	10.0 ²⁾
10			0.5	0.8	1.2	1.7	2.7	3.4	5.5	10.0 ²⁾	10.0 ²⁾	10.0 ²⁾
13					1.1	1.5	2.3	2.9	4.7	10.0 ²⁾	10.0 ²⁾	10.0 ²⁾
16					1.0	1.3	1.8	2.3	3.7	8.7	10.0 ²⁾	10.0 ²⁾
20					0.9	1.1	1.7	2.2	3.4	8.0	10.0 ²⁾	10.0 ²⁾
25							1.6	2.1	3.2	7.2	10.0 ²⁾	10.0 ²⁾
32								1.7	2.6	5.3	9.0	10.0 ²⁾
40									2.4	4.5	7.5	10.0

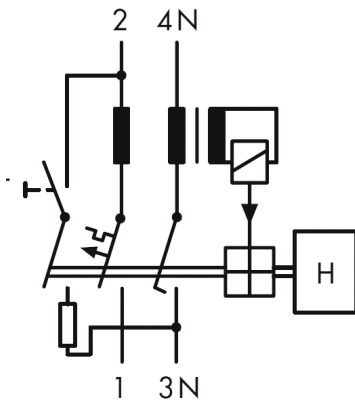
¹⁾ Selectivity-limit-current I_s is under 0.5 kA.

²⁾ Selectivity-limit-current I_s = rated breaking capacity I_{cn} of RCBO
shaded areas: no selectivity

■ DIMENSIONS



■ WIRING DIAGRAM



■ ALLOWED CONNECTIONS

Terminal 25 mm² (SI)

wire diameter [mm ²]	Number of single wires rigid, single-copper-wires					
	1	2	3	4	5	6
1,5	+	+	+	+	+	-
2,5	+	+	+	-	-	-
4	+	+	+	-	-	-
6	+	+	+	-	-	-
10	+	+	-	-	-	-
16	+	-	-	-	-	-
25	+	-	-	-	-	-

wire diameter [mm ²]	Number of single wires multiconductor-copper-wires					
	1	2	3	4	5	6
10	+	+	-	-	-	-
16	+	-	-	-	-	-
25	+	-	-	-	-	-

wire diameter [mm ²]	Number of single wires flexible-copper-wires					
	1**	2*	3*	4*	5*	6*
1,5	+	-	-	+	+	-
2,5	+	-	+	-	-	-
4	+	+	+	-	-	-
6	+	+	+	-	-	-
10	+	+	-	-	-	-
16	+	-	-	-	-	-
25	+	-	-	-	-	-

*) without ferrule
**) with ferrule

**RCBO – COMBINED MCB AND RCCB SERIES BOLF 1+N, 10 kA,
PULSATING DC, TYPE A, 10 mA, 2-SU**

RATED CURRENT	SU	TYPE	EAN-CODE	ORDER NO.
CHARACTERISTIC C				
6 A	2	BOLF C 6/001-A	9004840467642	BO517606--
10 A	2	BOLF C 10/001-A	9004840495287	BO517610--
16 A	2	BOLF C 16/001-A	9004840467659	BO517616--

**RCBO – COMBINED MCB AND RCCB SERIES BOLF 1+N, 10 kA,
AC-SENSITIV, TYPE AC, 30 mA, 2-SU**

RATED CURRENT	SU	TYPE	EAN-CODE	ORDER NO.
CHARACTERISTIC B				
6 A	2	BOLF B 6/003	9004840394597	BO618506--
10 A	2	BOLF B 10/003	9004840394603	BO618510--
13 A	2	BOLF B 13/003	9004840394610	BO618513--
16 A	2	BOLF B 16/003	9004840394627	BO618516--
20 A	2	BOLF B 20/003	9004840394634	BO618520--
25 A	2	BOLF B 25/003	9004840394641	BO618525--
32 A	2	BOLF B 32/003	9004840394658	BO618532--
40 A	2	BOLF B 40/003	9004840394665	BO618540--
CHARACTERISTIC C				
2 A	2	BOLF C 2/003	9004840529869	BO617502--
4 A	2	BOLF C 4/003	9004840450347	BO617504--
6 A	2	BOLF C 6/003	9004840394672	BO617506--
10 A	2	BOLF C 10/003	9004840394689	BO617510--
13 A	2	BOLF C 13/003	9004840394696	BO617513--
16 A	2	BOLF C 16/003	9004840394702	BO617516--
20 A	2	BOLF C 20/003	9004840394719	BO617520--
25 A	2	BOLF C 25/003	9004840394726	BO617525--
32 A	2	BOLF C 32/003	9004840394733	BO617532--
40 A	2	BOLF C 40/003	9004840394740	BO617540--

■ RCBO – COMBINED MCB AND RCCB SERIES BOLF 1+N, 10 kA,
 SHORT TIME DELY, AC-SENSITIV, TYPE AC, TYPE G, 30 mA, 2-SU, SURGE-CURRENT-PROOF 3 kA

RATED CURRENT	SU	TYPE	EAN-CODE	ORDER NO.
CHARACTERISTIC B				
13 A	2	BOLF B 13/003-G	9004840395297	BO218513--
16 A	2	BOLF B 16/003-G	9004840395303	BO218516--
25 A	2	BOLF B 25/003-G	9004840395396	BO218525--
CHARACTERISTIC C				
13 A	2	BOLF C 13/003-G	9004840395419	BO217513--
16 A	2	BOLF C 16/003-G	9004840395426	BO217516--
20 A	2	BOLF C 20/003-G	9004840395433	BO217520--
25 A	2	BOLF C 25/003-G	9004840395440	BO217525--
32 A	2	BOLF C 32/003-G	9004840395457	BO217532--

■ RCBO – COMBINED MCB AND RCCB SERIES BOLF 1+N, 10 kA,
 AC-SENSITIV, TYPE AC, 100 mA, 2-SU

RATED CURRENT	SU	TYPE	EAN-CODE	ORDER NO.
CHARACTERISTIC B				
13 A	2	BOLF B 13/01	9004840394924	BO718513--
16 A	2	BOLF B 16/01	9004840394931	BO718516--
CHARACTERISTIC C				
10 A	2	BOLF C 10/01	9004840394948	BO717510--
16 A	2	BOLF C 16/01	9004840394955	BO717516--
20 A	2	BOLF C 20/01	9004840394962	BO717520--
25 A	2	BOLF C 25/01	9004840394979	BO717525--
32 A	2	BOLF C 32/01	9004840394986	BO717532--
40 A	2	BOLF C 40/01	9004840394993	BO717540--

■ RCBO – COMBINED MCB AND RCCB SERIES BOLF 1+N, 10 kA,
 AC-SENSITIV, TYPE AC, 300 mA, 2-SU

RATED CURRENT	SU	TYPE	EAN-CODE	ORDER NO.
CHARACTERISTIC C				
6 A	2	BOLF C 6/03	9004840589313	BO817506--
10 A	2	BOLF C 10/03	9004840589320	BO817510--
16 A	2	BOLF C 16/03	9004840589337	BO817516--
20 A	2	BOLF C 20/03	9004840589344	BO817520--
25 A	2	BOLF C 25/03	9004840589351	BO817525--
32 A	2	BOLF C 32/03	9004840589368	BO817532--
40 A	2	BOLF C 40/03	9004840589375	BO817540--

**RCBO – COMBINED MCB AND RCCB SERIES BOLF 1+N, 10 kA,
PULSATING DC, TYPE A, 30 mA, 2-SU**

RATED CURRENT	SU	TYPE	EAN-CODE	ORDER NO.
CHARACTERISTIC B				
6 A	2	BOLF B 6/003-A	9004840395006	BO618606--
10 A	2	BOLF B 10/003-A	9004840395013	BO618610--
13 A	2	BOLF B 13/003-A	9004840395020	BO618613--
16 A	2	BOLF B 16/003-A	9004840395037	BO618616--
20 A	2	BOLF B 20/003-A	9004840395044	BO618620--
25 A	2	BOLF B 25/003-A	9004840395051	BO618625--
32 A	2	BOLF B 32/003-A	9004840395068	BO618632--
40 A	2	BOLF B 40/003-A	9004840395075	BO618640--
CHARACTERISTIC C				
6 A	2	BOLF C 6/003-A	9004840395082	BO617606--
10 A	2	BOLF C 10/003-A	9004840395099	BO617610--
13 A	2	BOLF C 13/003-A	9004840395105	BO617613--
16 A	2	BOLF C 16/003-A	9004840395112	BO617616--
20 A	2	BOLF C 20/003-A	9004840395129	BO617620--
25 A	2	BOLF C 25/003-A	9004840395136	BO617625--
32 A	2	BOLF C 32/003-A	9004840395143	BO617632--
40 A	2	BOLF C 40/003-A	9004840395150	BO617640--

**RCBO – COMBINED MCB AND RCCB SERIES BOLF 1+N, 10 kA,
SHORT TIME DELY, PULSATING DC, TYPE A, TYPE G, 30 mA, 2-SU, SURGE-CURRENT-PROOF 3 kA**

RATED CURRENT	SU	TYPE	EAN-CODE	ORDER NO.
CHARACTERISTIC B				
13 A	2	BOLF B 13/003-G/A	9004840105186	BO218613--
16 A	2	BOLF B 16/003-G/A	9004840105193	BO218616--
20 A	2	BOLF B 20/003-G/A	9004840105209	BO218620--
25 A	2	BOLF B 25/003-G/A	9004840105216	BO218625--
32 A	2	BOLF B 32/003-G/A	9004840105230	BO218632--
CHARACTERISTIC C				
13 A	2	BOLF C 13/003-G/A	9004840105049	BO217613--
16 A	2	BOLF C 16/003-G/A	9004840105063	BO217616--
20 A	2	BOLF C 20/003-G/A	9004840105148	BO217620--
25 A	2	BOLF C 25/003-G/A	9004840105155	BO217625--
32 A	2	BOLF C 32/003-G/A	9004840105162	BO217632--
40 A	2	BOLF C 40/003-G/A	9004840105179	BO217640--

**RCBO – COMBINED MCB AND RCCB SERIES BOLF 1+N, 10 kA,
PULSATING DC, TYPE A, 300 mA, 2-SU**

RATED CURRENT	SU	TYPE	EAN-CODE	ORDER NO.
CHARACTERISTIC C				
6 A	2	BOLF C 6/03-A	9004840395198	BO817606--
10 A	2	BOLF C 10/03-A	9004840395204	BO817610--
16 A	2	BOLF C 16/03-A	9004840395211	BO817616--
20 A	2	BOLF C 20/03-A	9004840395228	BO817620--
25 A	2	BOLF C 25/03-A	9004840395235	BO817625--
32 A	2	BOLF C 32/03-A	9004840395242	BO817632--
40 A	2	BOLF C 40/03-A	9004840395259	BO817640--

**RCBO – COMBINED MCB AND RCCB SERIES BOLF 1+N, 6 kA,
AC-SENSITIV, TYPE AC, 30 mA, 2-SU**

RATED CURRENT	SU	TYPE	EAN-CODE	ORDER NO.
CHARACTERISTIC B				
6 A	2	BOLF6 B 6/1N/003	9004840395471	BO668506--
10 A	2	BOLF6 B 10/1N/003	9004840395488	BO668510--
16 A	2	BOLF6 B 16/1N/003	9004840395495	BO668516--
20 A	2	BOLF6 B 20/1N/003	9004840395501	BO668520--
25 A	2	BOLF6 B 25/1N/003	9004840395518	BO668525--
32 A	2	BOLF6 B 32/1N/003	9004840395525	BO668532--
40 A	2	BOLF6 B 40/1N/003	9004840395532	BO668540--
CHARACTERISTIC C				
6 A	2	BOLF6 C 6/1N/003	9004840395549	BO667506--
10 A	2	BOLF6 C 10/1N/003	9004840395556	BO667510--
16 A	2	BOLF6 C 16/1N/003	9004840395563	BO667516--
20 A	2	BOLF6 C 20/1N/003	9004840395570	BO667520--
25 A	2	BOLF6 C 25/1N/003	9004840395587	BO667525--
32 A	2	BOLF6 C 32/1N/003	9004840395594	BO667532--
40 A	2	BOLF6 C 40/1N/003	9004840395600	BO667540--

**RCBO – COMBINED MCB AND RCCB SERIES BOLF 1+N, 6 kA,
PULSATING DC, TYPE A, 30 mA, 2-SU**

RATED CURRENT	SU	TYPE	EAN-CODE	ORDER NO.
CHARACTERISTIC B				
6 A	2	BOLF6 B 6/1N/003-A	9004840506563	BO668606--
10 A	2	BOLF6 B 10/1N/003-A	9004840506570	BO668610--
16 A	2	BOLF6 B 16/1N/003-A	9004840506587	BO668616--
20 A	2	BOLF6 B 20/1N/003-A	9004840506594	BO668620--
25 A	2	BOLF6 B 25/1N/003-A	9004840506624	BO668625--
32 A	2	BOLF6 B 32/1N/003-A	9004840506631	BO668632--
40 A	2	BOLF6 B 40/1N/003-A	9004840506648	BO668640--
CHARACTERISTIC C				
6 A	2	BOLF6 C 6/1N/003-A	9004840506655	BO667606--
10 A	2	BOLF6 C 10/1N/003-A	9004840506662	BO667610--
13 A	2	BOLF6 C 13/1N/003-A	9004840548822	BO667613--
16 A	2	BOLF6 C 16/1N/003-A	9004840506679	BO667616--
20 A	2	BOLF6 C 20/1N/003-A	9004840506686	BO667620--
25 A	2	BOLF6 C 25/1N/003-A	9004840506693	BO667625--
32 A	2	BOLF6 C 32/1N/003-A	9004840506709	BO667632--
40 A	2	BOLF6 C 40/1N/003-A	9004840506716	BO667640--

**RCBO – COMBINED MCB AND RCCB SERIES BOLF 1+N, 6 kA,
AC-SENSITIV, TYPE AC, 300 mA, 2-SU**

RATED CURRENT	SU	TYPE	EAN-CODE	ORDER NO.
CHARACTERISTIC B				
6 A	2	BOLF6 B 6/1N/03	9004840521399	BO868506--
10 A	2	BOLF6 B 10/1N/03	9004840521382	BO868510--
CHARACTERISTIC C				
6 A	2	BOLF6 C 6/1N/03	9004840616897	BO867506--
10 A	2	BOLF6 C 10/1N/03	9004840616903	BO867510--
16 A	2	BOLF6 C 16/1N/03	9004840616910	BO867516--
20 A	2	BOLF6 C 20/1N/03	9004840616927	BO867520--
25 A	2	BOLF6 C 25/1N/03	9004840616934	BO867525--
32 A	2	BOLF6 C 32/1N/03	9004840616941	BO867532--
40 A	2	BOLF6 C 40/1N/03	9004840616958	BO867540--