

FS-500 1 - 18.5 (l/min) with pre-adjusted set points

PISTON TYPE

The FS-500 offers economical flow monitoring, with a variety of switch actuation points and low pressure drop. The FS-500 is designed for ease of maintenance, as the bonnet and shuttle can be removed, leaving the housing and pipework connections intact. All wetted parts are manufactured from polypropylene or stainless steel, making the FS-500 ideal for a wide range of chemical and temperature applications.

Specifications

Operating pressure	7 bar at 20°C, 3.5 bar at 80°C
Temperature	+100°C
Set point differential	± 20% maximum
Set point accuracy	± 20%
Switch	SPST 20VA, N.O., 120-240VAC or VDC
Inlet/outlet ports	3/4" NPT, R3/4"
Electrical termination	0.6m lead wire
Mounting orientation	any position

How to Order

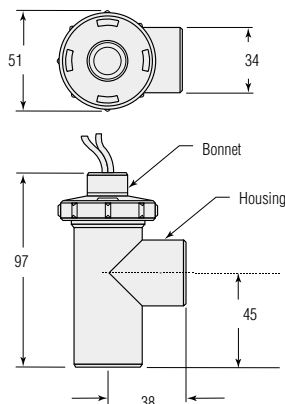
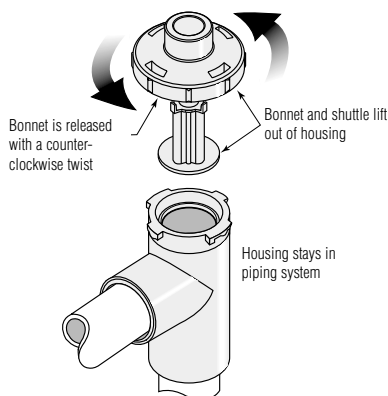
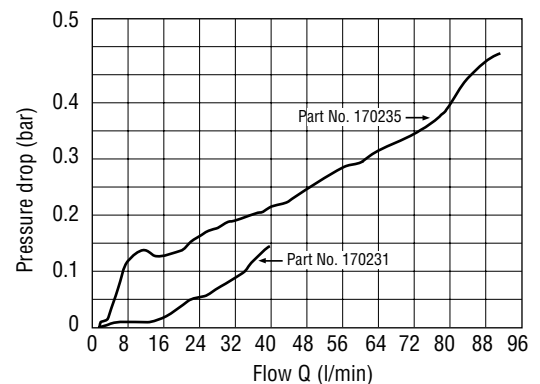
Order numbers for FS-500

Flow rate	R3/4" parallel	3/4"NPT
1 l/min	175171	170231
2 l/min	175172	170232
3.5 l/min	175173	170233
10 l/min	175174	170234
18.5 l/min	175175	170235



Housing: Polypropylene
O-Ring: Viton®
Spring: Stainless Steel

Pressure Drop Diagram



FLOW SWITCHES