

## ProLoop2

Loop detector for industrial doors and gates, car parks and parking bollards

### Intelligent, simple, compact

- Minimal start-up time thanks to simple programming and simulation capability
- Multitude of functions and flexible settings
- High operational safety also at power failure lasting for days
- Easy and self-explanatory operation
- Automatic measurement and display of the loop inductivity
- Immediate fault detection on the illuminated LCD display

# ProLoop2

## Loop detector for industrial doors and gates, car parks and parking bollards

### Detection with a system

Every loop detection operation is performed with total reliability when using ProLoop2. The ProLoop2 system monitors and evaluates using induction wire loops laid in the ground and in this way recognises metal vehicles of all types: Bicycles, cars, forklifts, trucks or truck/trailer combinations with drawbars are detected with precision. The intuitive operating and display concept makes ProLoop2 particularly user-friendly and guarantees the highest levels of reliability because the loop is electrically isolated from the detector.

### ProLoop2 – there's nothing easier


Intelligent software and compact design make operation and start-up really easy. The device variant with 11-pin connection permits rapid modernisation of your loop system simply by plugging new units onto the existing bases.



## Your benefits

### Rapid start-up

The programming is easy to understand. With the two buttons and the LCD display, the operation of ProLoop2 is very user friendly.



### Easily serviced and monitored

The operating mode and parameters can be simply checked at a single glance on the easy-to-read LCD display unit.



### Individually adjustable

Adjustment using the optimized sensitivity adjustment in 9 stages.




### Integral measuring device

Automatic measurement and display of loop inductivity.



### Programmable at any time

The functions can rapidly be adjusted: timing delays and other parameters can be individually programmed.



### Power failure safety

The situation which existed before the power failure is reliably stored. After the power has been re-established, the current value is compared with the stored value and the outputs are switched according to the loop activation.



## Additional accessory

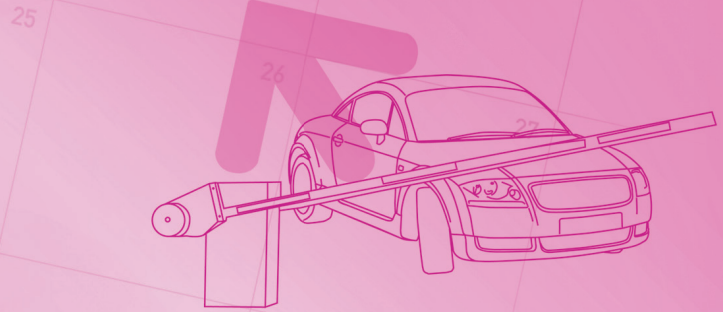
The pre-assembled induction loop is an important component of the loop detection system. It is laid in the ground and can be supplied in different sizes. Replacement bases are available for the 11-pin ProLoop (DIN rail profile).



Plug-in base (11-pin)



Pre-assembled loop



## Applications

### Situation

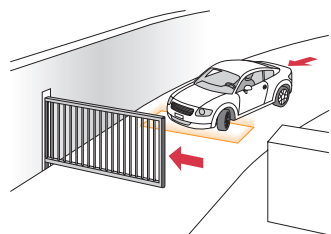
Used with sliding gate

### Solution

- The opening and closing of gates in inside and outside areas

### Benefits

- Contact-free activation of gate installations
- Reacts with all metal vehicles



### Situation

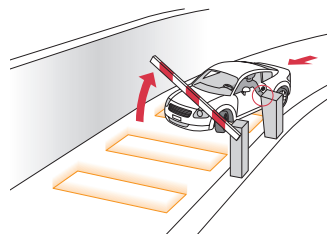
Used in barrier installations

### Solution

- The opening and closing of barriers at entrances and exits of parking installations
- Activation of parking ticket machines

### Benefits

- For displaying occupancy in car parks
- The opening pulse of the barrier can also be used for counting



### Situation

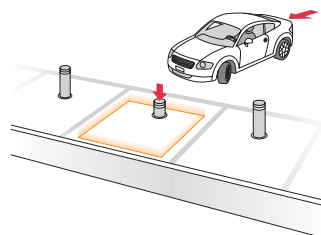
Use with bollards

### Solution

- Activation of bollards at entrances, car parks, streets and pedestrian zones
- Prevents false tripping when the bollard is activated

### Benefits

- No collision between the vehicle and the bollard, even after a power failure



### Situation

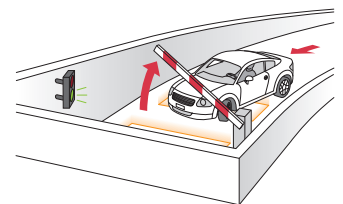
Entrance at gates with traffic light system

### Solution

- Control of gates and light signals at entrances and bottlenecks with poor visibility

### Benefits

- Well-defined control of traffic
- Targeted activation by directional logic
- Reduced waiting times due to optimized traffic flow





## Order details

### Article no. Description

#### 1-loop devices

<b>262596</b>	ProLoop2 1.24 ACDC 1-loop detector with 2 relay outputs
<b>262597</b>	ProLoop2 1.A.24 ACDC 1-loop detector with 2 relay outputs and alarm output
<b>262598</b>	ProLoop2 1.LVAC 1-loop detector with 2 relay outputs
<b>262599</b>	ProLoop2 1.A.LVAC 1-loop detector with 2 relay outputs and alarm output



#### 2-loop devices

<b>262670</b>	ProLoop2 2.24 ACDC 2-loop detector with 2 relay outputs
<b>262671</b>	ProLoop2 2.A.24 ACDC 2-loop detector with 2 relay outputs and alarm output
<b>262672</b>	ProLoop2 2.LVAC 2-loop detector with 2 relay outputs
<b>262673</b>	ProLoop2 2.A.LVAC 2-loop detector with 2 relay outputs and alarm output

#### 11-pin connection variant

<b>299855</b>	ProLoop2 1.S.24ACDC, without plug-in base 1-loop detector with 2 relay outputs
<b>299857</b>	ProLoop2 1.S.230AC, without plug-in base 1-loop detector with 2 relay outputs
<b>299858</b>	ProLoop2 2.S.24ACDC, without plug-in base 2-loop detector with 2 relay outputs
<b>299900</b>	ProLoop2 2.S.230AC, without plug-in base 2-loop detector with 2 relay outputs
<b>209745</b>	Plug-in base ES12 for ProLoop2 x.S.



#### Accessories

<b>213928</b>	Pre-ass. loop, loop circum. = 19.7 ft (6 m), Supply cable = 32.8 ft (10 m)	
<b>213934</b>	Pre-ass. loop, loop circum. = 26.2 ft (8 m), Supply cable = 32.8 ft (10 m)	
<b>213901</b>	Pre-assembled loop, loop circum. = 32.8 ft (10 m), Supply cable = 32.8 ft (10 m)	
<b>213904</b>	Pre-assembled loop, loop circum. = 39.4 ft (12 m), Supply cable = 49.2 ft (15 m)	
Other dimensions on request: Loop circumference min. 19.7 ft (6 m), max. 82 ft (25 m); Supply cable max. 164 ft (50 m)		

## Supplementary products

#### ClickLine

Electrical safety edge  
Rubber profiles with click-fit foot



#### CoverLine

Electrical safety edge  
Rubber profiles for clicking in at the side



#### Note

Technical details and recommendations on our products are based upon experience and represent guidelines for the user. Details in brochures and specification sheets do not guarantee any special product features, apart from those which we confirm in individual cases. We reserve the right to make changes as the result of technical developments.

## Technical specifications

### Mechanical data

<b>Housing</b>	DIN	For DIN rail mounting Material PA red-grey
	11-pin	Lower part with 11-pin connector, material PA black; hood, material PPE red
<b>Dimensions (W x H x D)</b>	DIN	0.88 x 3.70 x 3.54" (22.5 x 94 x 90 mm)
	11-pin	1.42 x 2.91 x 3.46" (36 x 74 x 88 mm)
<b>Weight</b>	DIN	5 oz (140 g)
	11-pin	3.5 oz (100 g) [24 V], 6.5 oz (185 g) [230 V]
<b>Type of connection</b>	DIN	Clamp-type terminals
	11-pin	11-pin connector
<b>Loop supply cable</b>		AWG 15 $\varnothing$ 1.5 mm <sup>2</sup> , min. 6 twists/ft (20 twists/m) Max. 330 ft (100 m) for 20–40 $\mu$ H Max. 660 ft (200 m) for over 40 $\mu$ H

### Electrical data

<b>Supply voltage/ Power consumption</b>	DIN	24 V AC –20% to +10%, 50/60 Hz, 2 W 24 V DC –10% to +20%, 1.5 W 100–240 V AC $\pm$ 10%, 50/60 Hz, 2.9 W
	11-pin	24 V AC –20% to +10%, 50/60 Hz, 84 mA, 1.8 W 24 V DC –10% to +20%, 84 mA, 1.3 W 230 V AC –15% to +10%, 50/60 Hz, 16 mA, 3.7 W
<b>On duration</b>		100% S1
<b>Loop inductivity</b>		Max. 20–1000 $\mu$ H Ideal 80–300 $\mu$ H
<b>Frequency range</b>		4 stages
<b>Sensitivity</b>		Frequency modulation: 0.01 – 1.00% in 9 stages
<b>Hold time</b>		Infinite (factory setting), or according to programming (2 independent time bases)
<b>Loop resistance</b>		< 8 Ohm incl. supply cable
<b>Output relay</b>	DIN	Loop: AC-1: max. 240 V AC, 50/60 Hz; 2 A DC-1: max. 30 V DC; 1 A Alarm: AC-1: max. 40 V AC, 50/60 Hz; 0.3 A DC-1: max. 40 V DC; 0.3 A
	11-pin	AC-1: max. 240 V AC, 50/60 Hz; 2 A DC-1: max. 30 V DC; 1 A
<b>Channel switching time</b>		1-loop device 25 ms 2-loop device 50 ms
<b>Max. ascertainable vehicle speed</b>		30 mph (50 kph) with the appropriate loop
<b>Conformity</b>		RED 2014/53/EU

### Ambient conditions

<b>Type of protection</b>	NEMA 1 (IP20)
<b>Operating temps.</b>	–4°F to +140°F (–20°C to +60°C)
<b>Storage temperature</b>	–40°F to +158°F (–40°C to +70°C)
<b>Humidity</b>	< 95 %, no condensation

### BBC Bircher Smart Access

870 Pratt Ave N  
Schaumburg, IL 60193  
Phone 847 952 3730  
Fax 847 952 2005  
sales@bircheramerica.com  
www.bircher.com