













Pushbuttons/Selectors/Pilot Lights/buzzers AH164, AH165 and AH165-2 Accessories

■ Accessories for AH164, AH165 and AH165-2

Description	Type		
Incandescent lamp  <small>SD-924</small>	Voltage	Type	
	6V, 0.6W	AHX641	
	14V, 0.7W	AHX642	
	28V, 0.7W	AHX643	
LED lamp  <small>AF02-116</small>	Voltage	Type	
	5V DC	AHX695-5 □	
	6V DC	AHX695-6 □	
	12V DC	AHX695-12 □	
	24V DC	AHX695-24 □	
	Replace the □ mark by the luminous color code Red (R), Green (G), Orange (O), Amber (A), Yellow (Y), Blue (S)		
Neon lamp  <small>SP-119</small>	Voltage	Type	Luminous color
	110V AC	AHX655-H AHX654-H	Green Orange
	120V AC	AHX655-K AHX654-K	Green Orange
	220V AC	AHX655-M AHX654-M	Green Orange
	240V AC	AHX655-P AHX654-P	Green Orange
Panel plug  <small>SI-186</small>	Color	Type	
Round	Black	AHX622-B	IP40
	Gray	AHX622-GY	IP40
	Black	AHX644-B	IP40
Square	Gray	AHX644-GY	IP40
	Black	AHX645-B	IP40
Rectangular	Gray	AHX645-GY	IP40
	Black	AHX850-B	IP65
Lamp changer  <small>AF02-117</small>	Type: AHX672		
	If the switch is fitted with a lamp, use this tool to remove the lamp. The tool is unnecessary when installing a lamp.		
Remover  <small>SE-34</small>	Type: AHX618		
	This tool is used for replacing the color chips or screens.		
Contact holder remover  <small>SP-522</small>	Type: AHX699		
	This tool is used to remove a contact holder when switches are densely installed.		

Description	Type
Wrench  <small>SE-741</small>	Type: AHX601
	When installing a command switch on a panel, this tool is useful for tightening the switch firmly and efficiently.
Terminal cover  <small>AFB7-637</small>	Type: AHX2602
	This cover is used with AH164 and AH165 and AH165-2 (except pilot lights). Pass the wires through the cover, then mount the cover in position.
Contact block  <small>SK-1142</small>	Terminal Type
	Solder/Tab AGX001 Wire-wrap AGX001-W
Dummy unit  <small>SK-1141</small>	Type: AGX002
	A dummy unit is used to fill the space where no contact blocks are installed. For example, two dummy units are used if 1NO+1NC contact block is installed, and one dummy unit is used if 2NO+2NC contact blocks are installed.
Remover  <small>SM-334</small>	Type: AGX012
	This tool is used for replacing the contact blocks or dummy units.