



## Main

Range of product	OsiSense XS
Series name	Application
Sensor type	Inductive proximity sensor
Device application	Rotation monitoring
Sensor name	XSA
Sensor design	Cylindrical M30
Size	81 mm
Body type	Fixed
Detector flush mounting acceptance	Flush mountable
Material	Metal
Enclosure material	Nickel plated brass
Type of output signal	Discrete
Wiring technique	3-wire
[Sn] nominal sensing distance	10 mm
Discrete output function	1 NC
Output circuit type	DC
Discrete output type	PNP
Electrical connection	Cable
Cable length	2 m
[Us] rated supply voltage	12...48 V DC with reverse polarity protection
Switching capacity in mA	<= 200 mA with overload and short-circuit protection
IP degree of protection	IP67 conforming to IEC 60529

## Complementary

Thread type	M30 x 1.5
Detection face	Frontal
Front material	PPS

Adjustable frequency range	6...150 cyc/mn
Operating zone	0...8 mm
Differential travel	3...15% of Fr
Repeat accuracy	3% of Sr
Cable composition	3 x 0.34 mm <sup>2</sup>
Wire insulation material	PvR
Status LED	1 LED red for output state
Supply voltage limits	10...58 V DC
Switching frequency	<= 100 Hz
Voltage drop	<= 1.8 V at closed state
Current consumption	0...15 mA at no-load
Run-up delay at power-up	0 s without
Marking	CE
Threaded length	57 mm
Height	30 mm
Length	81 mm
Product weight	0.3 kg

## Environment

Product certifications	UL CCC CSA
Ambient air temperature for operation	-25...70 °C

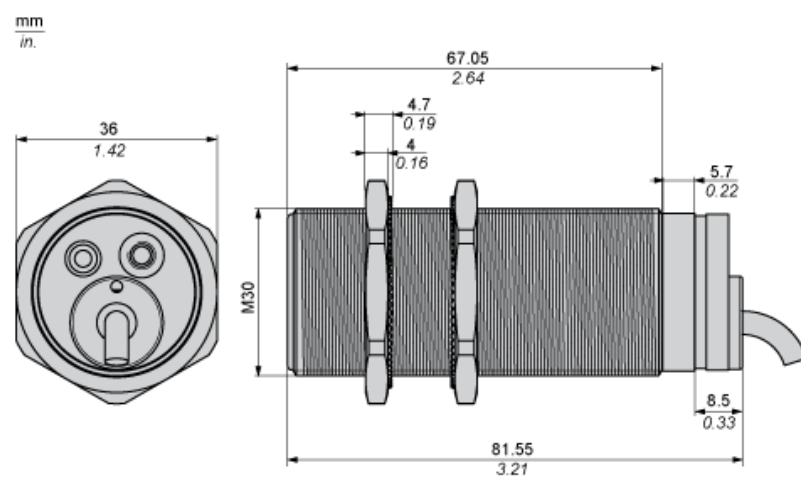
## Offer Sustainability

Sustainable offer status	Green Premium product
RoHS (date code: YYWW)	Compliant - since 1136 - Schneider Electric declaration of conformity <a href="#">Schneider Electric declaration of conformity</a>
REACH	Reference not containing SVHC above the threshold <a href="#">Reference not containing SVHC above the threshold</a>
Product environmental profile	Available <a href="#">Product environmental</a>
Product end of life instructions	Available <a href="#">End of life manual</a>

## Contractual warranty

Warranty period	18 months
-----------------	-----------

Dimensions



(1) LED

## Minimum Mounting Distances

Side by side



$$e (1) \geq 20 \text{ mm}/0.79 \text{ in}$$

Face to face



$$e (2) \geq 120 \text{ mm}/4.72 \text{ in}$$

Facing a metal object



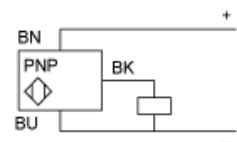
$$e (3) \geq 30 \text{ mm}/1.18 \text{ in.}$$

---

## Wiring Schemes

---

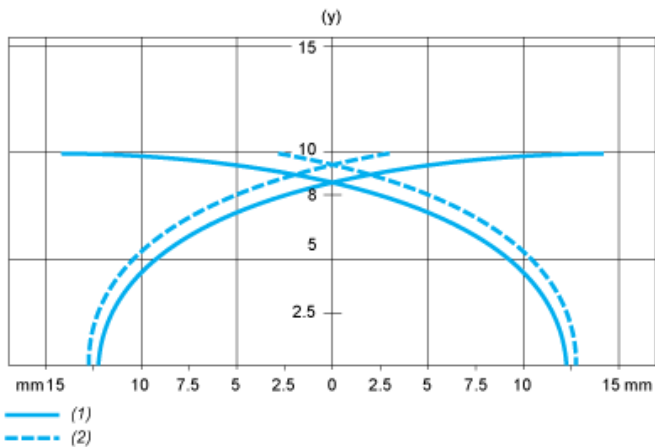
### 3-wire DC



BU : Blue  
BN : Brown  
BK : Black

Performance Curves

Standard Steel Target : 30x30x1 mm



- (1) Pick-up points
- (2) Drop-out points (object approaching from the side)
- (y) Sensing distance in mm