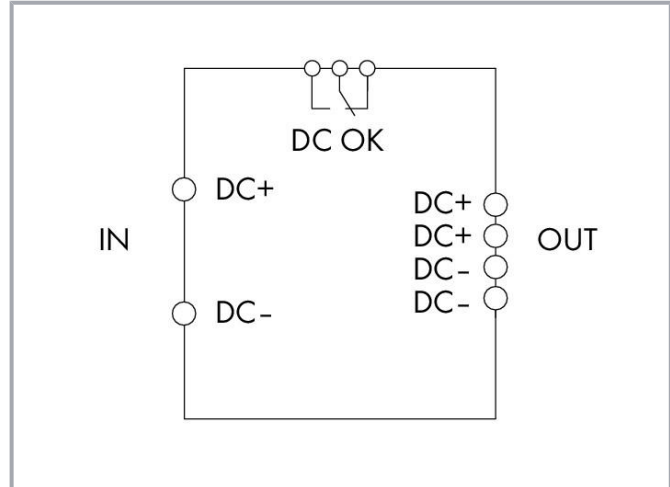


Data sheet | Item number: 787-881

capacitive buffer module; 24 VDC input voltage; 24 VDC output voltage; 20 A output current; 0.17 ... 16.5 s buffer time; communication capability; 10,00 mm²



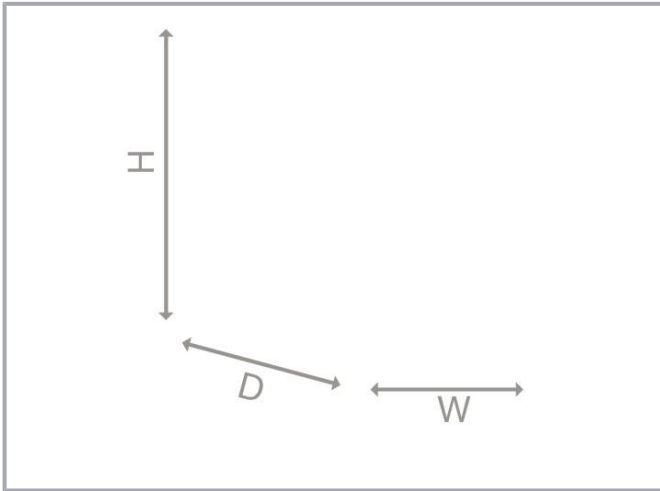
www.wago.com/787-881



Subject to changes. Please also observe the further product documentation!

WAGO Kontakttechnik GmbH & Co. KG
Hansastr. 27
32423 Minden
Phone: +49571 887-0 | Fax: +49571 887-169
Email: info.de@wago.com | Web: www.wago.com

Do you have any questions about our products?
We are always happy to take your call at 01788 568 008.



Item description

Features:

- Capacitive buffer module bridges short duration voltage drops or load fluctuations.
- For an uninterruptible power supply
- Internal diode between input and output enables operation with a decoupled output.
- Buffer modules can be readily parallel-connected to increase buffer time or load current.
- Potential-free contact for charge condition monitoring

Data

Technical data

Input

Nominal input voltage $U_{i \text{ nom}}$	DC 24 V
Input voltage range	DC 20 ... 30 V
Nominal mains frequency range	0 Hz
Input current I_i	≤ 0.06 A (No load); ≤ 1 A (Charging); ≤ 22 A

Output

Nominal output voltage $U_{o \text{ nom}}$	DC 24 V
Output voltage range	$U_i - 1$ VDC (rated operation); 20.4 ... 24 VDC (buffer mode)
Nominal output current $I_{o \text{ nom}}$	20 A
Current limitation	

Subject to changes. Please also observe the further product documentation!


 $1.1 \times I_{o\text{ nom}}$ (typ.)

Energy storage system

Buffer time	0.17 ... 16.5 s depends on load current and switch-on threshold
Switch-on threshold (adjustable)	DC 20 ... 24 V
Charging time (typ.)	5 min

Signaling and communication

Signaling	1 x LED DC OK (green) 1 x Charge LED (yellow) 1 x DC not OK LED (red) 1 x Isolated relay contact (max. 30 VDC; 1 A)
Operation status indicator	Green LED ($U_o > 20\text{ V}$) Yellow LED (charging) Red LED ($U_o < 20\text{ V}$)

Efficiency/power losses

Power loss P_l	$\leq 1.5\text{ W}$ (No load); $\leq 15\text{ W}$ (Nominal load)
------------------	--

Safety and protection

Isolation voltage (connectors – housing)	DC 0.5 kV
Protection class	III
Protection type	IP20 (per EN 60529)
Reverse voltage protection	yes
Resistance to reverse feed	\leq DC 35 V
Pollution degree	2
Parallel operation	Yes
Series operation	No
MTBF	typ. 87,600 h (at 25 °C); typ. 30,500 h (at 40 °C)

Connection data

Connection type (1)	Input/Output
Connection technology	CAGE CLAMP®
WAGO Connector	WAGO 231 Series
Solid conductor	0.5 ... 10 mm ² / 20 ... 8 AWG
Fine-stranded conductor	0.5 ... 10 mm ² / 20 ... 8 AWG

Subject to changes. Please also observe the further product documentation!



Strip length	13 ... 15 mm / 0.51 ... 0.59 inch
Connection type 2	Relay
Connection technology 2	CAGE CLAMP®
WAGO Connector 2	WAGO 231 Series
Solid conductor 2	0.08 ... 2.5 mm ² / 28 ... 12 AWG
Fine-stranded conductor 2	0.08 ... 2.5 mm ² / 28 ... 12 AWG
Strip length 2	8 ... 9 mm / 0.31 ... 0.35 inch

Physical data

Width	57 mm / 2.244 inch
Height	181 mm / 7.126 inch
Depth from upper edge of DIN-rail	179 mm / 7.047 inch
Note (dimensions)	Height with connector

Mechanical data

Mounting type	DIN-35 rail
---------------	-------------

Material data

Weight	1000 g
--------	--------

Environmental requirements

Surrounding air temperature (operation)	-10 ... 50 °C
Surrounding air temperature (storage)	-10 ... 60 °C
Relative humidity	5 ... 96 % (no condensation permissible)

Standards and specifications

Conformity marking	CE
Standards/Specifications	EN 60950 UL 508 EN 61000-6-2 EN 61000-6-3

Commercial data

Product Group	6 (Interface Electronics)
Packaging type	BOX
Country of origin	DE

Subject to changes. Please also observe the further product documentation!


WAGO Kontakttechnik GmbH & Co. KG
 Hansastr. 27
 32423 Minden
 Phone: +49571 887-0 | Fax: +49571 887-169
 Email: info.de@wago.com | Web: www.wago.com

Do you have any questions about our products?
 We are always happy to take your call at 01788 568 008.

GTIN	4045454909826
Customs tariff number	85049017000



Approvals / Certificates

UL-Approvals










Logo	Approval	Additional Approval Text	Certificate name
	UL Underwriters Laboratories Inc.	UL 508	E255817

Optional accessories














Tool

	Item no.: 210-720 Operating tool; Blade: 3.5 x 0.5 mm; with a partially insulated shaft; multicoloured	www.wago.com/210-720
	Item no.: 210-721 Operating tool; Blade: 5.5 x 0.8 mm; with a partially insulated shaft; multicoloured	www.wago.com/210-721

















Ferrule

	Item no.: 216-201 Ferrule; Sleeve for 0.5 mm ² / 20 AWG; insulated; electro-tin plated; white	www.wago.com/216-201
	Item no.: 216-202 Ferrule; Sleeve for 0.75 mm ² / 18 AWG; insulated; electro-tin plated; gray	www.wago.com/216-202
	Item no.: 216-203 Ferrule; Sleeve for 1 mm ² / AWG 18; insulated; electro-tin plated; red	www.wago.com/216-203
	Item no.: 216-204 Ferrule; Sleeve for 1.5 mm ² / AWG 16; insulated; electro-tin plated; black	www.wago.com/216-204
	Item no.: 216-205 Ferrule; Sleeve for 2.08 mm ² / AWG 14; insulated; electro-tin plated; yellow	www.wago.com/216-205
	Item no.: 216-206 Ferrule; Sleeve for 2.5 mm ² / AWG 14; insulated; electro-tin plated; blue	www.wago.com/216-206
	Item no.: 216-207 Ferrule; Sleeve for 4 mm ² / AWG 12; insulated; electro-tin plated; gray	www.wago.com/216-207
	Item no.: 216-208 Ferrule; Sleeve for 6 mm ² / AWG 10; insulated; electro-tin plated; electrolytic copper; gastight crimped; acc. to DIN 46228, Part 4/09.90; yellow	www.wago.com/216-208
	Item no.: 216-221 Ferrule; Sleeve for 0.5 mm ² / 20 AWG; insulated; electro-tin plated; white	www.wago.com/216-221

Subject to changes. Please also observe the further product documentation!

	Item no.: 216-222 Ferrule; Sleeve for 0.75 mm ² / 18 AWG; insulated; electro-tin plated; gray	www.wago.com/216-222
	Item no.: 216-223 Ferrule; Sleeve for 1 mm ² / AWG 18; insulated; electro-tin plated; red	www.wago.com/216-223
	Item no.: 216-224 Ferrule; Sleeve for 1.5 mm ² / AWG 16; insulated; electro-tin plated; black	www.wago.com/216-224
	Item no.: 216-241 Ferrule; Sleeve for 0.5 mm ² / 20 AWG; insulated; electro-tin plated; electrolytic copper; gastight crimped; acc. to DIN 46228, Part 4/09.90; white	www.wago.com/216-241
	Item no.: 216-242 Ferrule; Sleeve for 0.75 mm ² / 18 AWG; insulated; electro-tin plated; electrolytic copper; gastight crimped; acc. to DIN 46228, Part 4/09.90; gray	www.wago.com/216-242
	Item no.: 216-243 Ferrule; Sleeve for 1 mm ² / AWG 18; insulated; electro-tin plated; electrolytic copper; gastight crimped; acc. to DIN 46228, Part 4/09.90; red	www.wago.com/216-243
	Item no.: 216-244 Ferrule; Sleeve for 1.5 mm ² / AWG 16; insulated; electro-tin plated; electrolytic copper; gastight crimped; acc. to DIN 46228, Part 4/09.90; black	www.wago.com/216-244
	Item no.: 216-246 Ferrule; Sleeve for 2.5 mm ² / AWG 14; insulated; electro-tin plated; electrolytic copper; gastight crimped; acc. to DIN 46228, Part 4/09.90; blue	www.wago.com/216-246
	Item no.: 216-262 Ferrule; Sleeve for 0.75 mm ² / 18 AWG; insulated; electro-tin plated; electrolytic copper; gastight crimped; acc. to DIN 46228, Part 4/09.90; gray	www.wago.com/216-262
	Item no.: 216-263 Ferrule; Sleeve for 1 mm ² / AWG 18; insulated; electro-tin plated; electrolytic copper; gastight crimped; acc. to DIN 46228, Part 4/09.90; red	www.wago.com/216-263
	Item no.: 216-264 Ferrule; Sleeve for 1.5 mm ² / AWG 16; insulated; electro-tin plated; electrolytic copper; gastight crimped; acc. to DIN 46228, Part 4/09.90; black	www.wago.com/216-264
	Item no.: 216-266 Ferrule; Sleeve for 2.5 mm ² / AWG 14; insulated; electro-tin plated; electrolytic copper; gastight crimped; acc. to DIN 46228, Part 4/09.90; blue	www.wago.com/216-266
	Item no.: 216-267 Ferrule; Sleeve for 4 mm ² / AWG 12; insulated; electro-tin plated; electrolytic copper; gastight crimped; acc. to DIN 46228, Part 4/09.90; gray	www.wago.com/216-267
	Item no.: 216-284 Ferrule; Sleeve for 1.5 mm ² / AWG 16; insulated; electro-tin plated; electrolytic copper; gastight crimped; acc. to DIN 46228, Part 4/09.90; black	www.wago.com/216-284
	Item no.: 216-286 Ferrule; Sleeve for 2.5 mm ² / AWG 14; insulated; electro-tin plated; electrolytic copper; gastight crimped; acc. to DIN 46228, Part 4/09.90; blue	www.wago.com/216-286
	Item no.: 216-287 Ferrule; Sleeve for 4 mm ² / AWG 12; insulated; electro-tin plated; electrolytic copper; gastight crimped; acc. to DIN 46228, Part 4/09.90; gray	www.wago.com/216-287

Subject to changes. Please also observe the further product documentation!

	Item no.: 216-288 Ferrule; Sleeve for 6 mm ² / AWG 10; insulated; electro-tin plated; electrolytic copper; gastight crimped; acc. to DIN 46228, Part 4/09.90; yellow	www.wago.com/216-288
	Item no.: 216-301 Ferrule; Sleeve for 0.25 mm ² / AWG 24; insulated; electro-tin plated; yellow	www.wago.com/216-301
	Item no.: 216-302 Ferrule; Sleeve for 0.34 mm ² / 22 AWG; insulated; electro-tin plated; green	www.wago.com/216-302
	Item no.: 216-321 Ferrule; Sleeve for 0.25 mm ² / AWG 24; insulated; electro-tin plated; yellow	www.wago.com/216-321
	Item no.: 216-322 Ferrule; Sleeve for 0.34 mm ² / 22 AWG; insulated; electro-tin plated; green	www.wago.com/216-322
Mounting adapter		
	Item no.: 787-895 Mounting carrier; for screw fixing of 787-8xx devices on mounting plate or wall without DIN 35 rail	www.wago.com/787-895
	Item no.: 787-896 Carrier rail adapter; for mounting 787-8xx devices to a DIN 35 rail	www.wago.com/787-896
	Item no.: 787-897 Carrier rail adapter made of zinc die-cast; for mounting 787-8xx devices to a DIN 35 rail	www.wago.com/787-897
Marking accessories		
	Item no.: 2009-110 Marking strips; for Smart Printer; on reel; not stretchable; plain; snap-on type; white	www.wago.com/2009-110
	Item no.: 2009-115 WMB-Inline; for Smart Printer; 1500 pieces on roll; stretchable 5 - 5.2 mm; plain; snap-on type; white	www.wago.com/2009-115
	Item no.: 2009-145 Mini-WSB Inline; for Smart Printer; 1700 pieces on roll; stretchable 5 - 5.2 mm; plain; snap-on type; white	www.wago.com/2009-145
	Item no.: 210-831 Marking strips; on reel; 2.3 mm wide; plain; Self-adhesive; white	www.wago.com/210-831
	Item no.: 210-832 Marking strips; on reel; 3 mm wide; plain; Self-adhesive; white	www.wago.com/210-832
	Item no.: 248-501 Mini-WSB marking card; as card; not stretchable; plain; snap-on type; white	www.wago.com/248-501
	Item no.: 793-501 WMB marking card; as card; not stretchable; plain; snap-on type; white	www.wago.com/793-501
	Item no.: 793-5501 WMB marking card; as card; for terminal block width 5 - 17.5 mm; stretchable 5 - 5.2 mm; plain; snap-on type; white	www.wago.com/793-5501

Subject to changes. Please also observe the further product documentation!



Downloads

Documentation

Bid Text

787-881 X81 - Datei	12 Jul 2019	xml 6.3 kB	Download
------------------------	-------------	---------------	----------

787-881 docx - Datei	12 Jul 2019	docx 22.0 kB	Download
-------------------------	-------------	-----------------	----------

Instruction Leaflet

EPSITRON Capacitive Buffer Modules 24 VDC, 20 A		pdf 529.2 kB	Download
--	--	-----------------	----------

Additional Information

Disposal; Electrical and electronic equipment, Packaging	V 1.0.0	pdf 265.8 kB	Download
--	---------	-----------------	----------

CAD/CAE-Data

CAD data

2D/3D Models 787-881		URL	Download
----------------------	--	-----	----------

CAE data

EPLAN Data Portal 787-881		URL	Download
---------------------------	--	-----	----------

WSCAD Universe 787-881		URL	Download
------------------------	--	-----	----------

ZUKEN Portal 787-881		URL	Download
----------------------	--	-----	----------

Environmental Product Compliance

Compliance Search

Environmental Product Compliance 787-881 capacitive buffer module; 24 VDC input voltage; 24 VDC output voltage; 20 A output current; 0.17 ... 16.5 s buffer time; communication capability; 10,00 mm ²		URL	Download
--	--	-----	----------

Subject to changes. Please also observe the further product documentation!



Installation Notes

Subject to changes. Please also observe the further product documentation!

WAGO Kontakttechnik GmbH & Co. KG
Hansastr. 27
32423 Minden
Phone: +49571 887-0 | Fax: +49571 887-169
Email: info.de@wago.com | Web: www.wago.com

Do you have any questions about our products?
We are always happy to take your call at 01788 568 008.