

AV15LB2KX20U-GB215

- Metal enclosure
- left-hand model
- for 1-leaf doors
- Fail-safe locking system
- authorised for use in passenger elevators
- Manual release by means of M5 triangular key

Data

Ordering data

Product type description	AV15LB2KX20U-GB215
Article number (order number)	103031361
eCl@ss number, Version 9.0	27-27-26-03

General data

Product name	AV 15
Standards	EN 81-20 EN 81-50
Enclosure material	Light alloy die-casting
Material of the contacts, electrical	Silver
Material of the latching bolt	Brass

General data - Features

Manual release	Yes
With fail-safe locking system (Y/N)	Yes
Safety functions	Yes
Number of auxiliary contacts	1
Number of door leaves	1
Number of safety contacts	1

Mechanical data

Actuating element	Roller lever H65 and bearing block B2
Orientation / Alignment	left-hand model
Mounting	rear-side mounting holes
Permanent magnet	Ceramic oxide magnets with high coercive field strength

Mechanical data - Connection technique

Cable entry	without cable gland
-------------	---------------------

Mechanical data - Dimensions

Width	165 mm
Height	80 mm
Depth	36 mm
Diameter of the latching bolt	18 mm
X-dimension of the latching bolt	20 mm

Note (X-dimension of the latching bolt) The entire locking bolt length results from the prescribed insertion depth of the locking bolt into the door leaf of 21 mm and dimension X. Dimension X represents the distance between the bottom of the enclosure of the door closing device and the top of the door.

Latching bolt bevelling, bottom	45 °
---------------------------------	------

Ambient conditions

Protection class	IP20
Ambient temperature, minimum	-15 °C
Ambient temperature, maximum	+70 °C

Ambient conditions - Insulation value

Rated impulse withstand voltage	6 kV
---------------------------------	------

Electrical data

Thermal test current	10 A
Utilisation category AC-15	230 VAC
Utilisation category AC-15	2 A
Utilisation category DC-13	200 VDC

Utilisation category DC- 2 A
13

Switching element NC contact, NO contact

Switching principle Slow action

Accessory

Note (Accessories) Solenoid SOL-AV15/AV18 for electrical actuation available as accessory

Notes

Note (Manual release) For manual release using M5 triangular key, available as accessory

Ordering code

Product type description:

AV 15(1)(2)K(3)U-BGB215

(1)

L left-hand model

R right-hand model

(2)

without Pull strap

H Lever H65

B Bearing block B


B2 Bearing block B2

(3)

X11,5 X-dimension of the latching bolt = 11,5 mm

Pictures

Product picture (catalogue individual photo)



ID: kav15f02

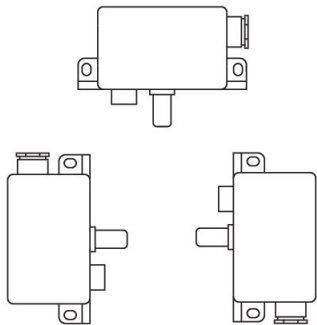
| 37,7 kB | .png | 74.083 x 64.206 mm - 210 x 182

Pixel - 72 dpi

| 469,5 kB | .jpg | 352.778 x 305.153 mm - 1000 x 865

Pixel - 72 dpi

Images (miscellaneous)

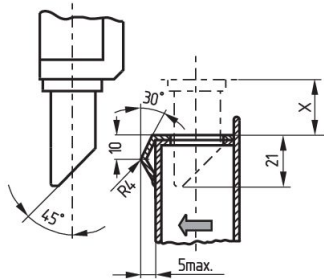


ID: kav15m02

| 71,1 kB | .jpg | 352.425 x 360.892 mm - 999 x 1023

Pixel - 72 dpi

Assembly example



ID: kav--m03

| 23,5 kB | .cdr |

K.A. Schmersal GmbH & Co. KG, Möddinghofe 3, D-42279 Wuppertal

The details and data referred to have been carefully checked. Images may diverge from original. Further technical data can be found in the manual. Technical amendments and errors possible.

Generated on 02.09.2020 11:12:23