

Features

- 3-position backplane for PS2500/PS3500 series power modules
- Multiple input/output wiring configurations
- Removable terminals for easy wiring
- Serial or parallel fault bus
- ATEX, IECEx, and cULus approvals for Div 2/Zone 2


Function

The PS3500-TB-3 is a 3-position backplane used by the PS2500/PS3500 series power supply modules. Power configuration and alarms are controlled by DIP switches on the backplane. The backplane connects to universal AC (90-250 V) or DC (90-300 V) inputs and supports redundancy.

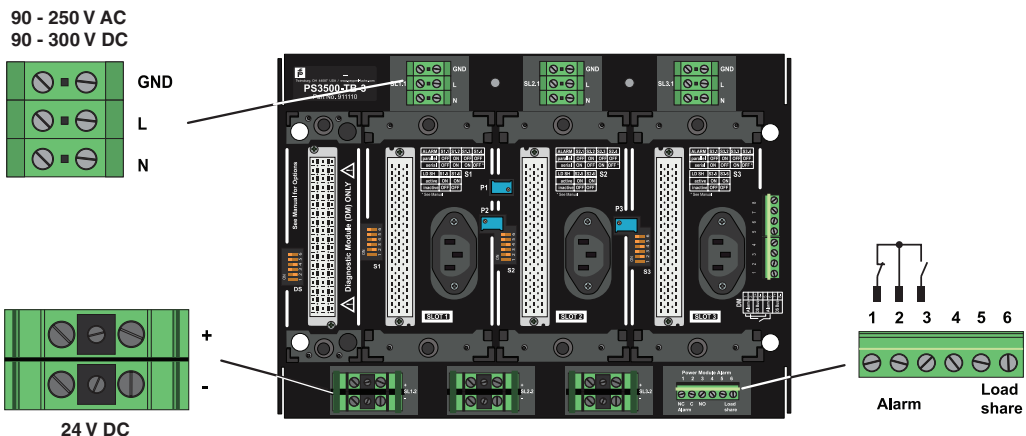
The PS3500-TB-3 allows a maximum of 45 A of output power, 30 A in N+1 configuration or 15 A in triple redundant mode. Automatic load sharing of all of the power modules is built into the backplane. Input and output lines can be wired independently or in parallel, providing easy configuration of N+1 redundancy.

The fault bus can be configured in serial or parallel combinations.

Assembly



Connection



Zone 2
Div. 2

Release date 2017-02-28 19:20 Date of issue 2017-02-28 911110_eng.xml


Refer to "General Notes Relating to Pepperl+Fuchs Product Information".

Pepperl+Fuchs Group
www.pepperl-fuchs.com

USA: +1 330 486 0002
pa-info@us.pepperl-fuchs.com

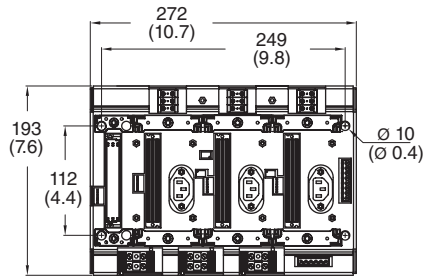
Germany: +49 621 776 2222
pa-info@de.pepperl-fuchs.com

Singapore: +65 6779 9091
pa-info@sg.pepperl-fuchs.com

Interface	
Type	diagnostic bus: RS 485
Input	
Rated values	terminal ratings: current 6.5 A per slot
Voltage	90 ... 250 V AC, 44 ... 66 Hz; 90 ... 300 V DC
Output	
Rated values	terminal ratings: current 65 A, voltage 300 V
Fault signal	removable terminals : power module alarm
Indicators/settings	
Control elements	DIP switches for alarm and load sharing configuration potentiometers for output voltage adjustment
Directive conformity	
Electromagnetic compatibility	
Directive 2014/30/EU	Refer to DoC for all directives and standards met.
Conformity	
Electromagnetic compatibility	NE 21:2006
Degree of protection	EN 60529
Shock resistance	EN 60068-2-27
Vibration resistance	EN 60068-2-6
Ambient conditions	
Ambient temperature	-25 ... 70 °C (-13 ... 158 °F)
Storage temperature	-40 ... 85 °C (-40 ... 185 °F)
Relative humidity	< 95 % , noncondensing
Shock resistance	15 g , 11 ms
Vibration resistance	1 g , 58 ... 150 Hz
Mechanical specifications	
Core cross-section	input terminals: 4 mm ² (10 AWG) output terminals: 10 mm ² (6 AWG)
Housing material	Powder Coated, 1010 Cold Rolled Steel
Degree of protection	IP20
Mass	approx. 1.4 kg (3.20 lbs)
Dimensions	193 x 78 x 272 mm (7.6 x 3.1 x 10.7 inch)
Data for application in connection with hazardous areas	
Certificate	DEMKO 12 ATEX 1103387X
Marking	 II 3 G Ex nA IIC T4 Gc
International approvals	
UL approval	cULus Listed E230669 E350173
Approved for	Class I/Div 2, ABCD Class I, Zone 2, Grp IIC T4
IECEX approval	IECEX UL 13.0082X Ex nA nC IIC T4 Gc
General information	
Supplementary information	Statement of Conformity, Declaration of Conformity, Attestation of Conformity and instructions have to be observed where applicable. For information see www.pepperl-fuchs.com .

Release date 2017-02-28 19:20 Date of issue 2017-02-28 911110_eng.xml

Dimensions mm (in)



System dimensions mm (in)

PS 3500-PM-1.24.15

