



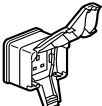
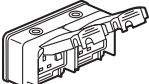
Plexo


IP 66 weatherproof wiring devices

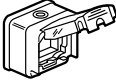
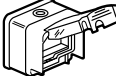




IP 66 - IK 08
 Grey RAL 7016 / TO 29
 Polypropylene/ABS housing
 Temperature rating : -20 to +40 °C (+50 °C for short periods)
 Provision for 20 mm dia. conduit entries (side and rear)
 Stainless steel captive terminal screws supplied in backed-off position

Pack	Cat. Nos.	Switches - 250 V~
		20 A switches Conform to BS EN 60669-1 Fitted with rear gasket with groove to deposit silicone
1	6846 03	 1 gang – 2 way SP
1	6846 04	 2 gang – 2 way SP


Pack	Cat. Nos.	13 A - 250 V~ socket outlets
		Conform to BS 1363 : Part 2 Fitted with rear gasket with groove to deposit silicone
1	6846 19	 1 gang unswitched
1	6846 29	 2 gang switched

Pack	Cat. Nos.	13 A - 250 V~ fused spur unit
		Conforms to BS 1363 : Part 4 Fitted with rear gasket with groove to deposit silicone
1	6846 45	 1 gang DP switched

Pack	Cat. Nos.	Adaptors for Arteor modules
		Fitted with rear gasket with groove to deposit silicone No additional support frame required
1	6846 36	 2 module adaptor with semi-transparent lid
1	6846 38	 3 module adaptor with semi-transparent lid

Pack	Cat. Nos.	British Standard 13 A socket
		Shuttered for child safety 13 A - BS 1363 : Part 2 Fits into Arteor module adaptors (Cat. Nos. 6846 36 and 6846 38 above)
10	5721 11	 2 P + \perp ASTA approved 

Pack	Cat. Nos.	ISO M20 cable gland
25	0980 03	 Cable gland IP 68

 Arteor modules p. 9-29



Plexo

IP 55 weatherproof wiring accessories



IP 55 - IK 07
 Grey RAL 7035 / 7016
 Polycarbonate mechanisms/ABS frames polypropylene housing
 Temp. rating : -20 to +40 °C (+50 °C for short periods)
 Supplied with direct piercing gland

Pack	Cat. Nos.	Switches 10 A - 250 V \sim
10	0697 11	Supplied with screwless terminals Conform to BS EN 60669-1 1 gang - 2 way SP
10	0697 15	2 gang - 2 way SP
10	0697 10	1 gang - 2 way SP + lens ¹
10	0697 17	1 gang - 1 way DP
5	0697 16	1 gang - SP intermediate
Push button - 250 V\sim		
10	0697 20	Supplied with screwless terminals 2 way push button
Socket outlets 13 A - 250 V\sim		
10	0697 32	Captive terminal screws supplied in backed off position IP 55 - IK 07 to BS EN 60529 Conform to BS 1363 : Part 2 1 gang - 13 A socket 2P + E screw terminals
5	0697 39	2 gang - two 13 A sockets 2P + E screw terminals

¹ : Use lamps Cat. Nos. 0694 97/98

Plexo

IP 55 modular mechanisms



IP 55 - IK 07
 Grey RAL 7035 / 7016
 Polycarbonate/polypropylene housing
 Temp. rating : -20 to +40 °C (+50 °C for short periods)
 Supplied with direct piercing gland
 Installation with surface mounting boxes or flush mounting frames

Pack	Cat. Nos.	Illuminating time lag switch - 250 V \sim
5	0695 04	Captive terminal screws supplied in backed off position Electronic - IP55 2 wire connection Supplied with lamp Temporization : 25 s to 15 min. Max. loads : - 1 000 W incandescent and halogen 230 V \sim - 400 W halogen 130 V - 400 VA ELV halogen lamps - 400 VA fluorescent lamps - 2 300 W resistive (heating)
Emergency stop functions 3 A - 230 V\sim		
1	0695 47	Supplied with "emergency stop" label in 8 languages Yellow cover plate, red button Emergency stop button 1 N/C contact 1 pole
1	0695 48	Emergency stop with key for reset N/O + N/C contact Key RONIS No. 455 supplied Key removable in 0 position
1	0695 49	Emergency stop - stay put 1/4 turn release N/O + N/C contact Key removable in 0 position
Key operated switches 3 A - 250 V\sim		
1	0695 34	Supplied with RONIS key No. 455 Key removable in all positions 2 positions marked "0 - I" 2 N/O contacts
1	0695 35	2 positions marked "I - 0 - II" 2 N/O contacts

Surface mounting boxes and flush mounting support frames for Plexo modular mechanisms
p. 101



Download the full file at

<http://assets.kempstoncontrols.com/doc/Wiring%20Accessories%20Product%20Guide.pdf>



KEMPSTON
CONTROLS