

NSD BS88 Offset blade tags fuse links



Product description

Eaton's Bussmann® series NSD British Standard F1 fuse links are specifically designed for the protection of general industrial applications e.g. power distribution and cable protection.

Standard features

- Good peak let-through current limitation
- 1:1:6 Selective coordination ratio between "minor" and "major" fuse
- Power loss values well within the limits of IEC 60269-2

Catalogue symbol:

- NSD(Amps)

Technical data:

- Rated voltage: 550 V a.c. (gG) / 415 V a.c. (gM)
- Rated current: 2 to 32 A
- Breaking capacity: 80 kA
- Breaking range and utilisation category: gG and gM
- Size: F1

Standards/Approvals:

- BS88-2
- IEC 60269-2
- Suitable for use in RoHS compliant applications

Fuse holders (ordered separately)

- Sefeloc 32NNS range
- Safeclip SC32 range

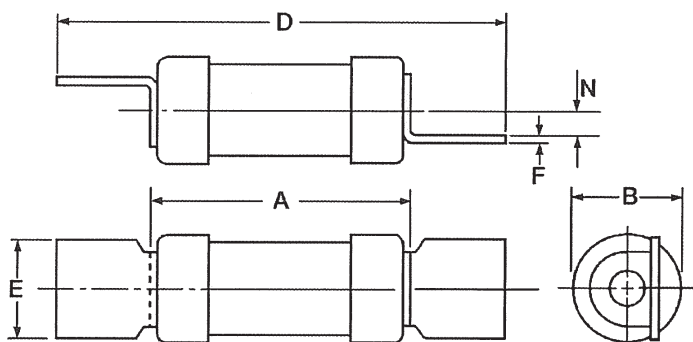
Packaging:

- MOQ 20

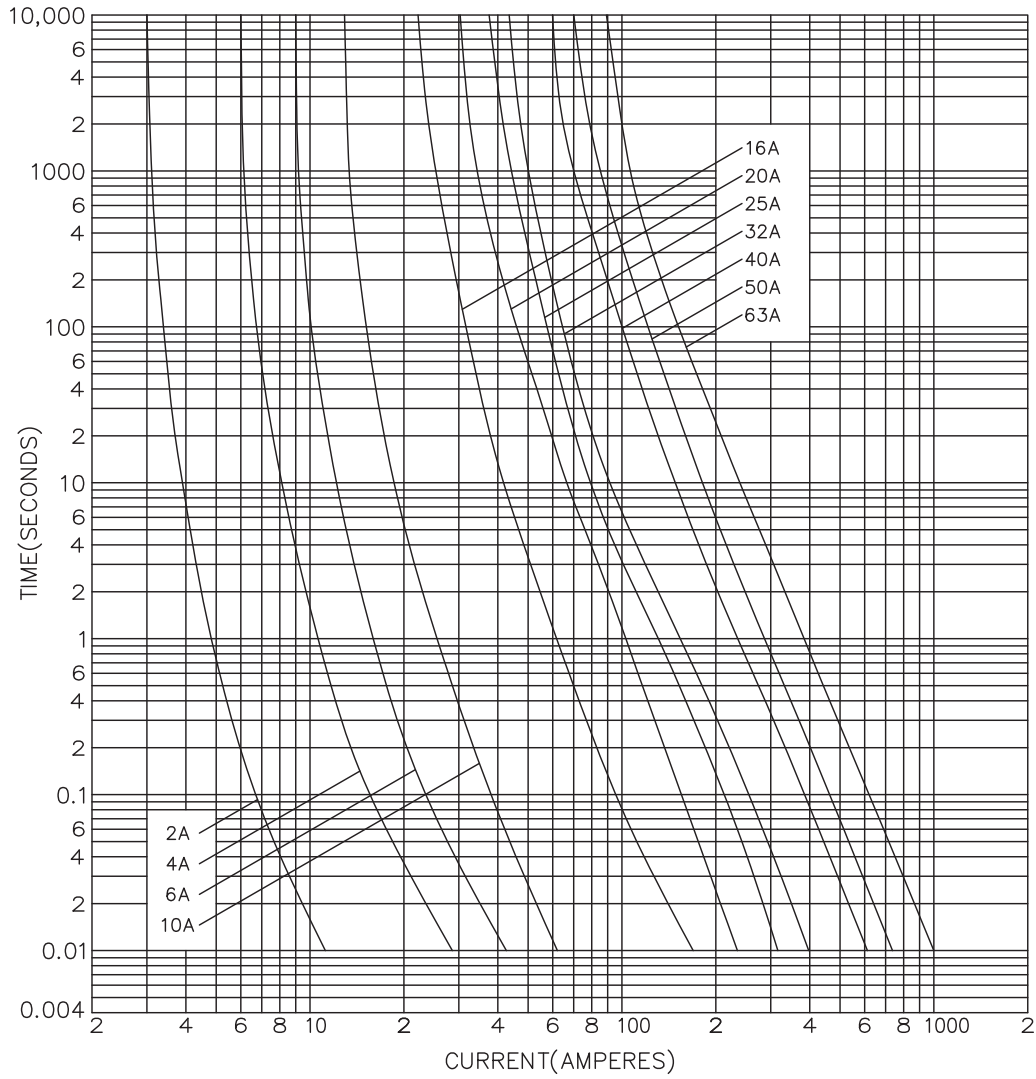
Table 1. Technical data

Part number	Rated voltage	Rated current (Amps)	Energy integrals I ² t (A ² S)		Watts loss W	Dimensions (mm)						Product class	Weight
			Pre-arcing	Total at 415 V a.c.		A	B	D	E	F	N		
NSD2	550 V a.c.	2	1.3	4.6	0.9	34.5	13.8	59.5	12.7	0.8	3.5	gG	15g
NSD4	550 V a.c.	4	8	27	1.4	34.5	13.8	59.5	12.7	0.8	3.5	gG	15g
NSD6	550 V a.c.	6	29	100	1.8	34.5	13.8	59.5	12.7	0.8	3.5	gG	15g
NSD10	550 V a.c.	10	120	400	2.1	34.5	13.8	59.5	12.7	0.8	3.5	gG	15g
NSD16	550 V a.c.	16	120	470	1.8	34.5	13.8	59.5	12.7	0.8	3.5	gG	15g
NSD20	550 V a.c.	20	260	1070	1.8	34.5	13.8	59.5	12.7	0.8	3.5	gG	15g
NSD25	550 V a.c.	25	560	2300	2	34.5	13.8	59.5	12.7	0.8	3.5	gG	15g
NSD32	550 V a.c.	32	710	3000	2.9	34.5	13.8	59.5	12.7	0.8	3.5	gG	15g
NSD20M25	415 V a.c.	20M25	570	2350	1.2	34.5	13.8	59.5	12.7	0.8	3.5	gM	15g
NSD20M32	415 V a.c.	20M32	770	3000	0.95	34.5	13.8	59.5	12.7	0.8	3.5	gM	15g
NSD20M36	415 V a.c.	20M36	1150	5000	0.88	34.5	17.4	58.2	12.7	0.8	3.5	gM	25g
NSD32M36	415 V a.c.	32M36	1150	5000	2.4	34.5	17.4	58.2	12.7	0.8	3.5	gM	25g
NSD32M40	415 V a.c.	32M40	1500	6000	1.9	34.5	17.4	58.2	12.7	0.8	3.5	gM	25g
NSD32M50	415 V a.c.	32M50	2700	8700	1.4	34.5	17.4	58.2	12.7	0.8	3.5	gM	25g
NSD32M63	415 V a.c.	32M63	5000	13550	1	34.5	17.4	58.2	12.7	0.8	3.5	gM	25g

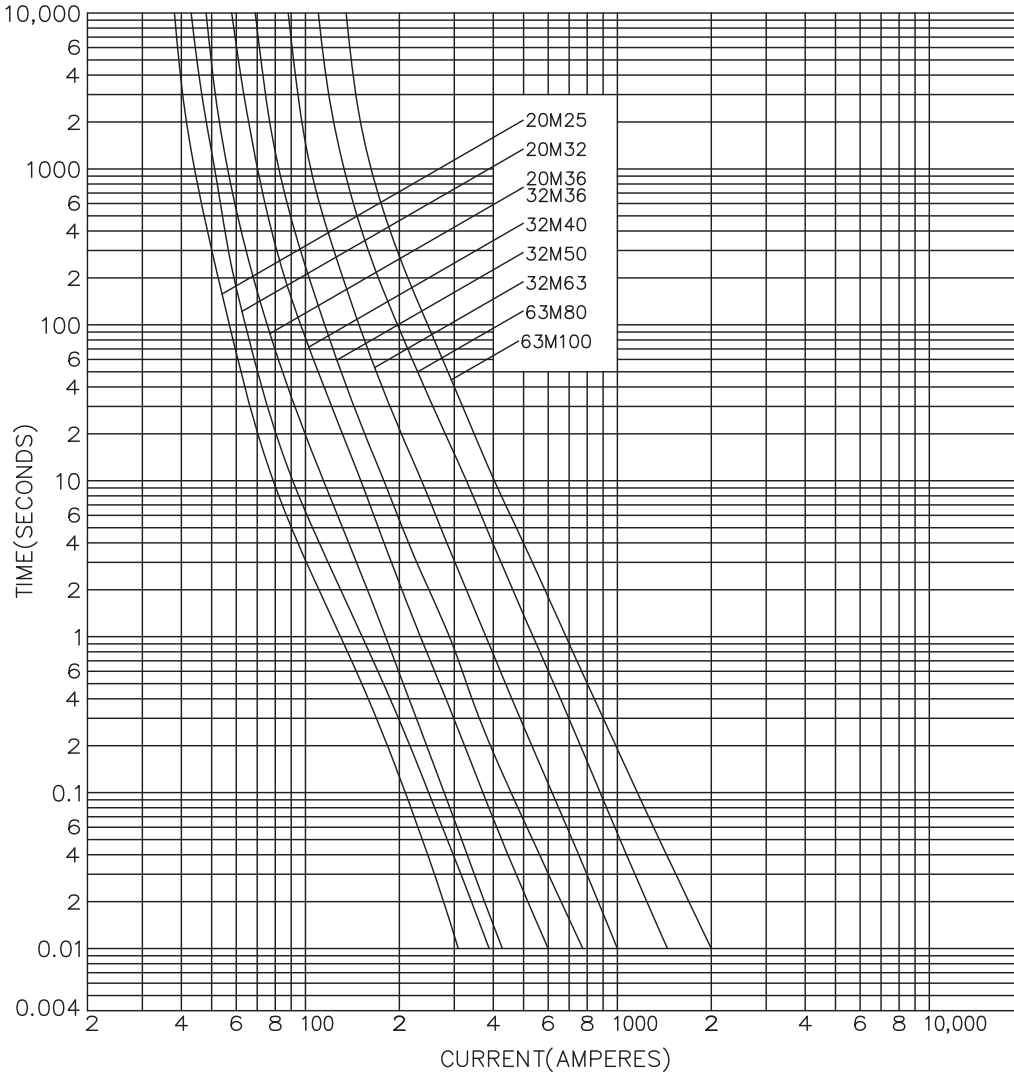
Outline drawing



Time current curve - NSD gG, 2 to 32 A only



Time current curve - NSD gM, 20M25 to 32M63 only



Changes to the products, to the information contained in this document, and to prices are reserved; so are errors and omissions. Only order confirmations and technical documentation by Eaton is binding. Photos and pictures also do not warrant a specific layout or functionality. Their use in whatever form is subject to prior approval by Eaton. The same applies to Trademarks (especially Eaton, Moeller, and Cutler-Hammer). The Terms and Conditions of Eaton apply, as referenced on Eaton Internet pages and Eaton order confirmations.

Eaton
 EMEA Headquarters
 Route de la Longeraie 7
 1110 Morges, Switzerland

Eaton Electrical Products Limited
 Melton Road
 Burton-on-the-Wolds
 Leicestershire, LE12 5TH
 United Kingdom

© 2017 Eaton
 All Rights Reserved
 PDF Only
 Publication No. 4100
 October 2017