


## MICROSERIES MRZ 24VDC 1CO

**Weidmüller Interface GmbH & Co. KG**  
 Klingenbergstraße 16  
 D-32758 Detmold  
 Germany  
 Fon: +49 5231 14-0  
 Fax: +49 5231 14-292083  
 www.weidmueller.com



Relays of the MICROSERIES are used for isolating and coupling digital signals.

They are characterised by the following features:

- modular width 6.1 mm
- Pluggable relay
- Pluggable cross-connection for four voltages in input and output circuits,
- innovative retention and ejection aid,
- LED operating indicator, reverse polarity protection diode, free-wheeling diode

### General ordering data

Order No.	<a href="#">8533660000</a>
Type	MRZ 24VDC 1CO
Version	MICROSERIES, Relays, No. of contacts: 1, CO contact, AgNi, Rated control voltage: 24 V DC $\pm 20\%$ , Continuous current: 6 A, Tension clamp connection
GTIN (EAN)	4032248169757
Qty.	10 pc(s).

**MICROSERIES  
MRZ 24VDC 1CO**

**Weidmüller Interface GmbH & Co. KG**  
Klingenbergstraße 16  
D-32758 Detmold  
Germany  
Fon: +49 5231 14-0  
Fax: +49 5231 14-292083  
www.weidmueller.com

**Technical data**
**Dimensions and weights**

Width	6.1 mm	Height	94 mm
Depth	94 mm	Net weight	31.17 g

**Temperatures**

Humidity	40 °C / 93 % rel. humidity, no condensation	Operating temperature	-25 °C...+55 °C
Storage temperature	-40 °C...+60 °C		

**Input**

Protective circuit	Integrated free-wheel diode, Reverse polarity protection	Rated control voltage	24 V DC ±20 %
Rated current DC	6.6 mA	Power rating	160 mW
Pull-in (sparkover) / drop-out voltage DC coil	16.9 V / 6.5 V	Pull-in / drop-out current, DC coil	4 mA / 1.2 mA
Status indicator	Green LED		

**Output**

Rated switching voltage	250 V AC	Max. switching voltage, AC	250 V
Max. switching voltage, DC	250 V	Continuous current	6 A
Making current	6 A	Max. switching power	1500 VA
Switch-on delay	6.6 ms	Switch-off delay	5.8 ms
Min. switching power	100 mA / 5 V, 10 V / 10 mA, 24 V / 1 mA	Max. switching frequency at rated load	0.1 Hz

**Contact specifications**

No. of contacts	1	Contact design	CO contact
Contact material	AgNi	Mechanical service life	20 x 10 <sup>6</sup> switching cycles

**general data**

Wire connection method	Tension clamp connection	Humidity	40 °C / 93 % rel. humidity, no condensation
------------------------	--------------------------	----------	--

**Insulation coordination**

Creepage and clearance distance input - output	≥ 5.5 mm	Rated voltage	300 V
Dielectric strength to mounting rail	4 kV <sub>eff</sub> / 1 min.	Impulse withstand voltage	4 kV (1.2/50 µs)
Protection degree	IP 20	Pollution severity	2
Surge voltage category	III		

**Other technical data**

Version	Relay coupler	Protective circuit	Integrated free-wheel diode, Reverse polarity protection
Status indicator	Green LED		

**MICROSERIES  
MRZ 24VDC 1CO**

**Weidmüller Interface GmbH & Co. KG**  
 Klingenbergstraße 16  
 D-32758 Detmold  
 Germany  
 Fon: +49 5231 14-0  
 Fax: +49 5231 14-292083  
 www.weidmueller.com

**Technical data**

**Further details of approvals / standards**

Standards DIN EN 50178

**Connection data**

Clamping range, rated connection <span style="float: right;">1.5 mm<sup>2</sup></span>	Clamping range, rated connection, max. <span style="float: right;">2.5 mm<sup>2</sup></span>
Clamping range, rated connection, min. <span style="float: right;">0.5 mm<sup>2</sup></span>	Wire connection method <span style="float: right;">Tension clamp connection</span>

**Classifications**

ETIM 2.0	EC001437	ETIM 3.0	EC001437
UNSPSC	30-21-19-17	eClass 4.1	40-02-06-14
eClass 5.1	27-37-16-01	eClass 6.2	27-37-16-01
eClass 7.1	27-37-16-01		

**Approvals**

Approvals



ROHS Conform

**Downloads**

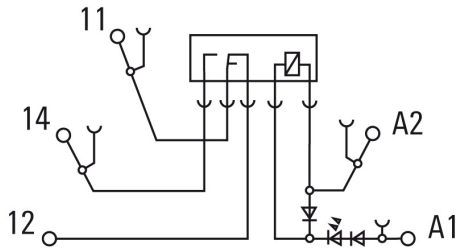
Declaration of Conformity [K205\\_09\\_09.pdf](#)  
[3-D model](#)

**MICROSERIES  
MRZ 24VDC 1CO**

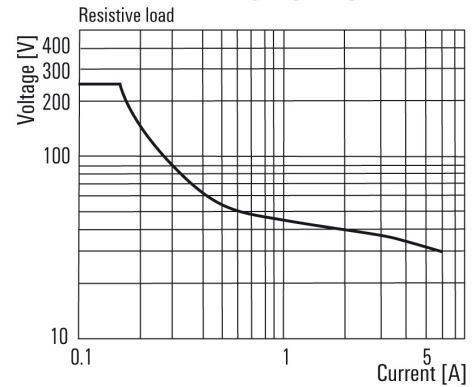
**Weidmüller Interface GmbH & Co. KG**  
 Klingenbergstraße 16  
 D-32758 Detmold  
 Germany  
 Fon: +49 5231 14-0  
 Fax: +49 5231 14-292083  
 www.weidmueller.com

**Drawings**

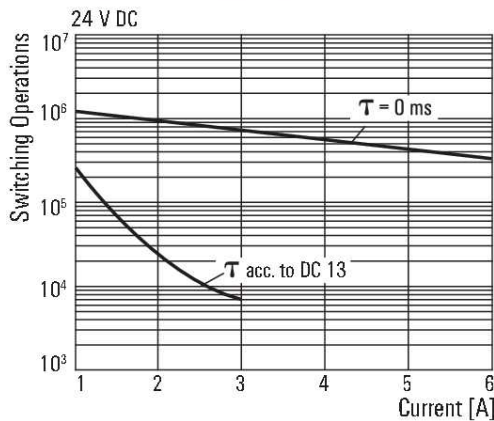
**Electric symbol**



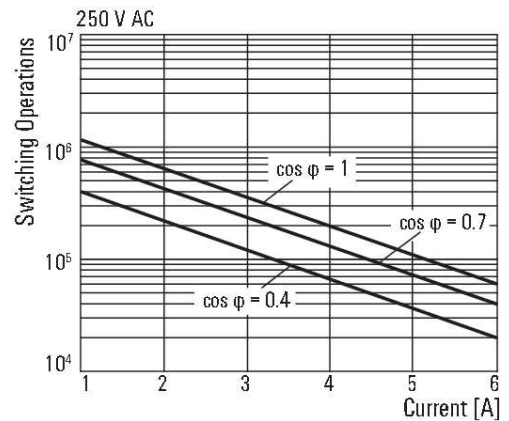
**DC load breaking capacity**



**Electrical endurance**



**Electrical endurance**



**Derating curve**

