


# SPD Surge Protection Devices



## Key Features

- Compact 1P+N / 2P / 4P devices to cover all applications
- Competitively priced & available from stock
- Protects all earthing systems - TN, TT, IT - Type 2/3
- Suitable for 20kA & 40kA systems
- The only surge protection devices you'll need



Technical Datasheet

## SPDS Compact Surge Protection Devices

### Key Features

- Single module size (1P+N)
- Protects all earthing systems - TN, TT, IT - Type 2/3
- Suitable for 20kA & 40kA systems

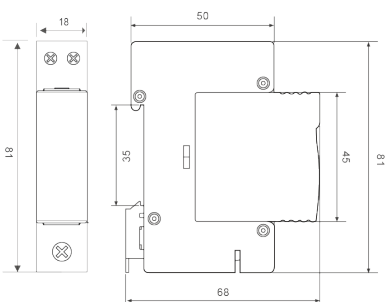


### SPDS Technical Data

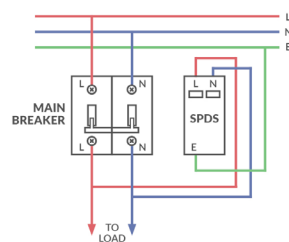
	Universal Protection - Available From Stock
Part Number	SPDS-201N
Max. continuous operating voltage	275V AC (L-N) , 255V AC (N-PE)
Max. discharge current	20kA
Nominal discharge current	10kA
Voltage protection	1.2kV
Fuse Or Circuit Breaker	20A
Combination method	1+1
Short circuit current	500 A
Status indicator	Green window: Healthy / Red window: Replace
Wiring capacity	2.5mm (L-N), 4mm (N-PE)
Degree of protection (IP code)	IP20
Power supply network	TN, TT, IT
Mounting	Symmetrical Rail (EN50022/DIN46277-3) 35mm
Ambient temperature	-40°C +80°C
Ambient humidity	5%-95%
Altitude	< 2000m
Standard conformity	IEC61643-11:2011, EN61643-11:2012

	Other Configuration
Part Number	SPDS-401N
Max. continuous operating voltage	275V AC (L-N) , 255V AC (N-PE)
Max. discharge current	40kA
Nominal discharge current	20kA
Voltage protection	1.5kV
Fuse Or Circuit Breaker	32A
Combination method	1+1
Short circuit current	500 A
Status indicator	Green window: Healthy / Red window: Replace
Wiring capacity	2.5mm (L-N), 4mm (N-PE)
Degree of protection (IP code)	IP20
Power supply network	TN, TT, IT
Mounting	Symmetrical Rail (EN50022/DIN46277-3) 35mm
Ambient temperature	-40°C +80°C
Ambient humidity	5%-95%
Altitude	< 2000m
Standard conformity	IEC61643-11:2011, EN61643-11:2012

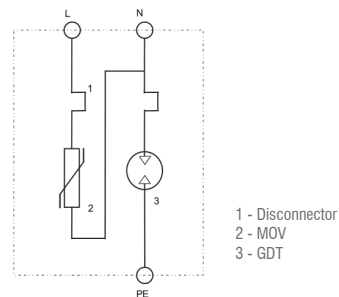
### Dimensions (mm)



### Wiring Diagram



### Electrical Diagram



# SPD Surge Protection Devices

## SPDS Surge Protection Bases

Part Number	SPD1-BASE
Number Of Modules	1
Protection Rating	IP20
Temperature Range	-40°C +80°C
Mounting	Symmetrical Rail (EN50022/DIN46277-3) 35mm
Housing Material	PA6 UL94-V0

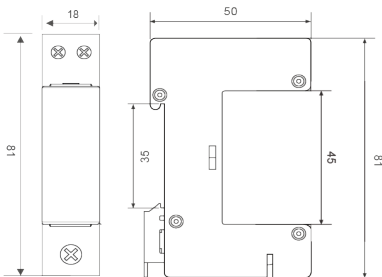


## SPDS Surge Protection Modules

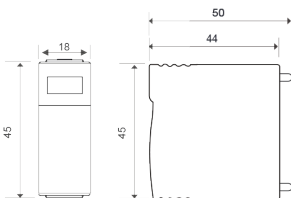
Part Number	C-201N	C-401N
Type Of Network Systems	TN, TT, IT	
Maximum Continuous Voltage	275V	275V
Maximum Discharge Surge Current	20kA	40kA
Normal Discharge Current	10kA	20kA
Voltage Protection Level	1.0kV	1.2kV
Fuse Or Circuit Breaker	20A	32A
Response Time	<25ns	
Protection Rating	IP20	
Temperature Range	-40°C +80°C	
Disconnection Indicator	Green window: Healthy / Red window: Replace	



## SPDS Surge Protection Base Dimensions (mm)



## SPDS Surge Protection Module Dimensions (mm)



# SPD Surge Protection Devices




## Key Features

- 2P / 4P devices to cover all applications
- Protects all earthing systems - TN, TT, IT - Type 2/3
- Suitable for 20kA & 40kA systems



## Technical Datasheet

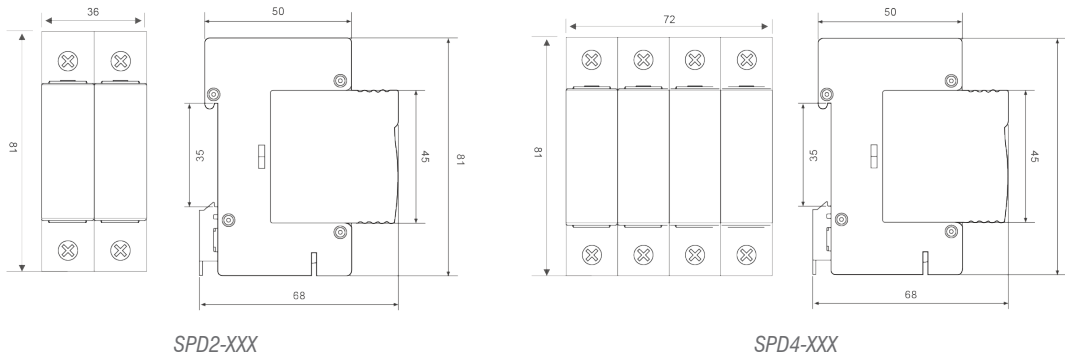


## SPD Technical Data

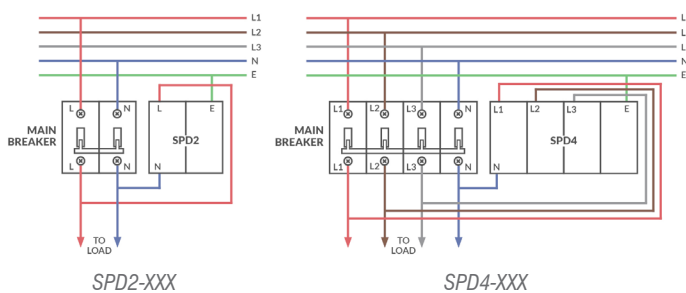
	Universal Protection - Available From Stock	
Part Number	SPD2-401N	SPD4-403N
Type Of Network Systems	TN, TT, IT	TN, TT, IT
Maximum Continuous Voltage Ue	275V	
Maximum Continuous Voltage Un	-	400V
Maximum Discharge Surge Current	40kA	40kA
Normal Discharge Current	20kA	20kA
Voltage Protection Level	1.2kV	1.2kV
Fuse Or Circuit Breaker	32A	32A
Response Time	<25ns	
Remote Signalling Of Disconnection	Option	
Protection Rating	IP20	
Connection	Screw Terminal: 4 to 25mm <sup>2</sup> , By Busbar	
Temperature Range	-40°C +80°C	
Disconnection Indicator	Green window: Healthy / Red window: Replace	
Mounting	Symmetrical Rail (EN50022/DIN46277-3) 35mm	
Housing Material	PA6 UL94-V0	

Other Configurations					
SPD2-201N	SPD2-20-275	SPD2-40-275	SPD4-20-275	SPD4-40-275	SPD4-203N
TN, TT, IT	TN	TN	TN	TN	TN, TT, IT
275V					
-	-	400V	-	400V	-
20kA	20kA	40kA	20kA	40kA	20kA
10kA	10kA	20kA	10kA	20kA	10kA
1.0kV	1.0kV	1.2kV	1.0kV	1.2kV	1.0kV
20A	20A	32A	20A	32A	20A
<25ns					
Option					
IP20					
Screw Terminal: 4 to 25mm <sup>2</sup> , By Busbar					
-40°C +80°C					
Green window: Healthy / Red window: Replace					
Symmetrical Rail (EN50022/DIN46277-3) 35mm					
PA6 UL94-V0					

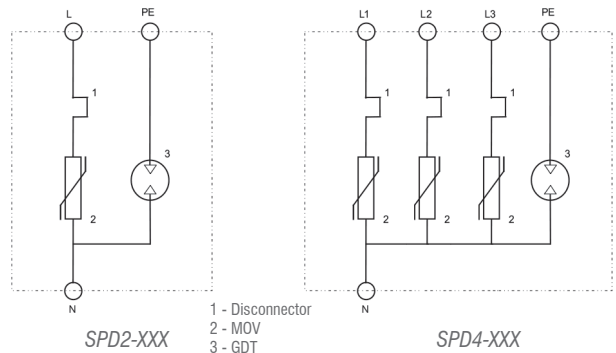
## Dimensions (mm)



## Wiring Diagram



## Electrical Diagram



# SPD Surge Protection Devices

## SPD Surge Protection Bases

Part Number	SPD2P-BASE	SPD2PN-BASE	SPD4P-BASE	SPD4PN-BASE
Number Of Modules	2	2	4	4
Protection Rating	IP20			
Temperature Range	-40°C + 80°C			
Mounting	Symmetrical Rail (EN50022/DIN46277-3) 35mm			
Housing Material	PA6 UL94-V0			

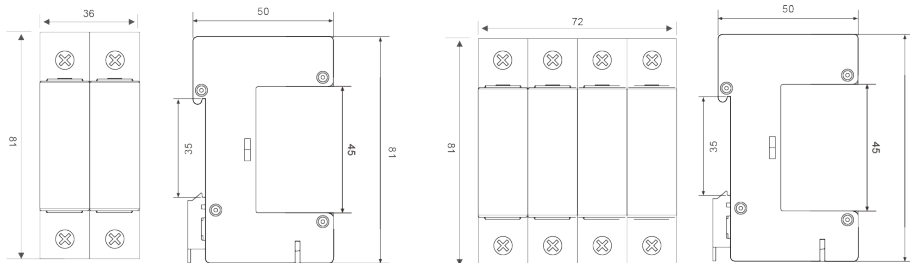


## SPD Surge Protection Modules

Part Number	SPDM-20-275	SPDM-40-275	SPDNPE-20-255	SPDNPE-40-255
Type Of Network Systems	TN, TT, IT			
Maximum Continuous Voltage	275V	275V	255V	255V
Maximum Discharge Surge Current	20kA	40kA	20kA	40kA
Normal Discharge Current	10kA	20kA	10kA	20kA
Voltage Protection Level	1.0kV	1.2kV	1.2kV	1.5kV
Fuse Or Circuit Breaker	20A	32A	20A	32A
Response Time	< 25ns			
Protection Rating	IP20			
Temperature Range	-40°C + 80°C			
Disconnection Indicator	Green window: Healthy / Red window: Replace		-	-



## SPD Surge Protection Base Dimensions (mm)



## SPD Surge Protection Module Dimensions (mm)

