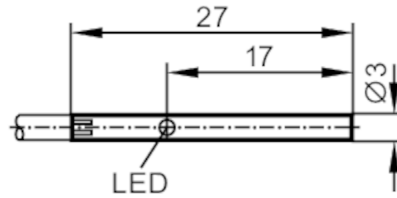


IZ5048



Inductive sensor

IZ93001-BPKG/2M PVC



Electrical data		
Operating voltage	[V]	10...30 DC
Current consumption	[mA]	12; (24 V)
Reverse polarity protection		yes
Outputs		
Output function		normally open
Max. voltage drop switching output DC	[V]	1.5
Permanent current rating of switching output DC	[mA]	100
Switching frequency DC	[Hz]	5000
Electrical design		PNP
Short-circuit protection		yes
Type of short-circuit protection		pulsed
Overload protection		no
Range		
Sensing range	[mm]	1
Real sensing range S_r	[mm]	$1 \pm 10\%$
Operating distance	[mm]	0...0.8
Accuracy / deviations		
Correction factor		steel: 1 / stainless steel: 0.7 / brass: 0.5 / aluminium: 0.4 / copper: 0.3
Hysteresis	[% of S_r]	< 15
Switch point drift	[% of S_r]	-10...10
Operating conditions		
Ambient temperature	[°C]	0...70
Protection		IP 67
Tests / approvals		
EMC		EN 60947-5-2
		EN 55011
MTTF	[years]	
		735
		class B

IZ5048



Inductive sensor

IZ93001-BPKG/2M PVC

Mechanical data	
Weight [g]	48
Housing	cylindrical
Mounting	non-flush mountable
Dimensions [mm]	Ø 3 / L = 27
Materials	housing: stainless steel; sensing face: POM

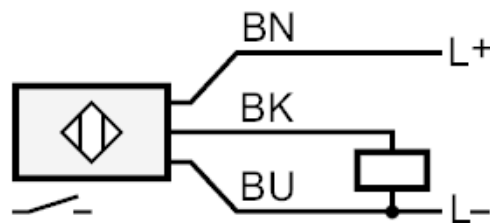
Displays / operating elements		
Display	switching status	1 x LED, red

Accessories	
Accessories (supplied)	Mounting clamp:, E20107

Remarks	
Pack quantity	1 pcs.

Electrical connection
Cable: 2 m, PVC; 3 x 0.14 mm²

Connection



Core colours :

BK =	black
BN =	brown
BU =	blue

IZ5048

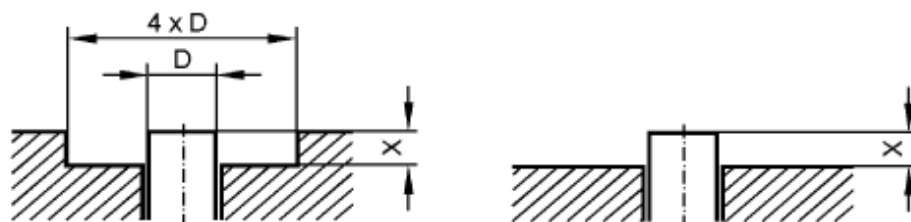


Inductive sensor

IZ93001-BPKG/2M PVC

diagrams and graphs

Installation



If S_r varies by $< 10\%$ the following free space must be maintained ferromagnetic materials $X > 1.5\text{ mm}$ other metals $X > 3.0\text{ mm}$