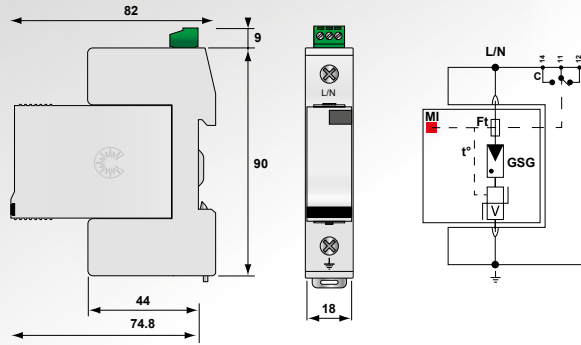



Type 1+2+3 AC surge protector DS130VG series



CITEL

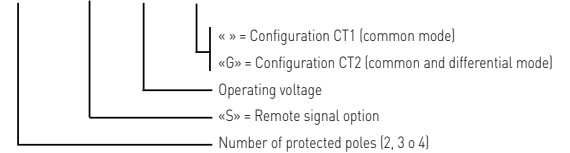
**limp
12.5 kA**



V : High energy MOV
GSG: Specific gas tube
MI : Disconnection indicator
Ft : Thermal fuse
t° : Thermal disconnection mechanism
C : contac for remote signal

- Type 1 + 2 + 3 AC surge protector
- In : 20 kA
- limp : 12,5 kA
- Pluggable module
- Remote signaling (option)
- Optimized to TOV
- EN 61643-11, IEC 61643-11 and UL1449 ed.4 compliance

DS13x VGS-xxx/G



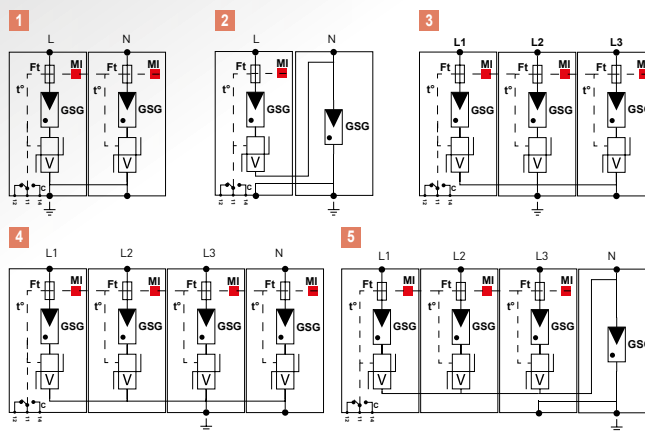
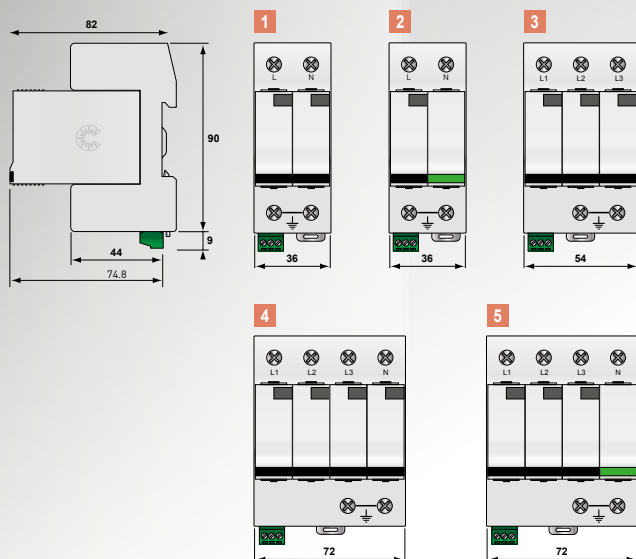
Characteristics

CITEL Model	DS131VG-230	DS131VG-120
Description	Type 1+2+3 AC surge protector - one-pole	
Network	230/400 V	120/208V
Max. AC operating voltage	Uc 255 Vac	150 Vac
Temporary Over Voltage (TOV) Characteristics - 5 sec.	UT 335 Vac withstand	180 Vac withstand
Temporary Over Voltage (TOV) Characteristics - 120 mn	UT 440 Vac withstand	230 Vac withstand
Residual current - Leakage current at Uc	Ipe None	None
Follow current	If None	None
Nominal discharge current - 15 x 8/20 μs impulses	In 20 kA	20 kA
Max. discharge current - max. withstand @ 8/20 μs by pole	I _{max} 50 kA	50 kA
Impulse current by pole - max. withstand 10/350μs	limp 12.5 kA	12.5 kA
Specific energy by pole	W/R 40 kJ/ohm	40 kJ/ohm
Withstand on Combination waveform - Class III test	Uoc 6 kV	6 kV
Protection level @ In	Up-in 0.6 kV	0.4 kV
Protection level	Up 1.25 kV	1.25 kV
Admissible short-circuit current	Iscrc 25000 A	25000 A
Associated disconnectors		
Thermal disconnector	internal	
Fuses	Fuses Type gG - 125 A	
Installation ground fault breaker	Type «S» or delayed	
Mechanical characteristics		
Dimensions	see diagram	
Connection to Network	By screw terminals: 2.5-25 mm ² / by bus	
Disconnection indicator	1 mechanical indicator	
Remote signaling of disconnection	option DS131VGS-230 : output on changeover contact	option DS131VGS-120 : output on changeover contact
Spare unit	DSM130VG-230	DSM130VG-120
Mounting	Symmetrical rail 35 mm (EN60715)	
Operating temperature	-40/+85°C	
Protection rating	IP20	
Housing material	Thermoplastic UL94-V0	
Standards compliance	IEC 61643-11 / EN 61643-11 / UL1449 ed.4	
Certification	EAC	
Part number	571551	571651





Type 1 + 2 + 3 AC Multipolar Surge Protector DS132VG, DS133VG, DS134VG



V : High energy MOV
 Mi : Disconnection indicator
 Ft : Thermal fuse
 t° : Thermal disconnection mechanism
 C : contact for remote signal
 GSG : Specific gas tube



DS134VG-230/G



Model	P/N	Network	AC system	Protection Mode	I _{total}	Up L/PE	Up L/N	Up N/PE	Diagram
DS134VG-230/G	571564	230/400 V 3-phase+N	TT-TNS	L/N and N/PE	50 kA	-	1.25 kV	1.5 kV	5
DS134VG-120/G	571664	120/208 V 3-phase+N	TT-TNS	L/N and N/PE	50 kA	-	1.25 kV	1.5 kV	5
DS134VG-230	571554	230/400 V 3-phase+N	TNS	L/PE and N/PE	50 kA	1.25 kV	-	1.25 kV	4
DS134VG-120	571654	120/208 V 3-phase+N	TNS	L/PE and N/PE	50 kA	1.25 kV	-	1.25 kV	4
DS133VG-230	571563	230/400 V 3-phase	TNC	L/PE	37.5 kA	1.25 kV	-	-	3
DS133VG-120	571663	120/208 V 3-phase	TNC	L/PE	37.5 kA	1.25 kV	-	-	3
DS132VG-230/G	571552	230 V single phase	TT-TN	L/N and N/PE	25 kA	-	1.25 kV	1.5 kV	2
DS132VG-120/G	571652	120 V single phase	TT-TN	L/N and N/PE	25 kA	-	1.25 kV	1.5 kV	2
DS132VG-230	571562	230 V single phase	TN	L/PE and N/PE	25 kA	1.25 kV	-	1.25 kV	1
DS132VG-120	571662	120 V single phase	TN	L/PE and N/PE	25 kA	1.25 kV	-	1.25 kV	1