

# Synergy® white

## dimmers



7311 51








7301 57




7300 49

Front plates : white thermoset  
Terminal screws captive and backed off ready for cabling  
Supplied with faceplate screw caps

Pack	Cat. Nos.	
		<b>Push on/off rotary universal dimmer 5 W/300 W100 - 240 V<math>\sim</math> - 50/60 Hz</b>
		Conform to BS EN 60669-2-1 Flush mounting back box : min. 40 mm deep Equipped with overvoltage and short-circuit protection Screw terminals. For all types of lamps : - dimmable LEDs: 5 W to 75 W - dimmable compact fluorescent lamps: 5 W to 75 W - halogen with ferromagnetic or electronic transformer : 5 VA to 300 VA - fluorescent tube - ballast : 5 VA to 300 VA - halogen and incandescent 230 V : 5 W to 300 W When switched on, gradually (2 seconds) lights up at the level set before last switch-off Nominal plate dimensions : 86 x 86 mm
1	<b>N</b> 7311 51	 1 gang - 2 way push switch
		<b>Push on/off rotary dimmer 1000 W 100-240 V/50-60 Hz</b>
		Conform to BS EN 60669-1 - Flush mounting back box : min. 40 mm deep - 60-1000 W (230 V) - 60-500 W (127 V) for incandescent and halogen lamps 60-600 VA (230 V) - 60-300 VA (127 V) for halogen lamps with electronic transformers 60-100 VA (230 V) - 60-500 VA (127 V) for halogen lamps with ferromagnetic transformers Nominal plate dimensions : 86 x 86 mm
1	7301 50	 1 gang

Pack	Cat. Nos.	
		<b>Push on/off rotary dimmers - 230 V<math>\sim</math> - electronic type</b>
		Conform to BS EN 60669-2-1 : 2000 and BS EN 55015 Rotary dimming and push on/off For use with 230 V AC - 50-60 Hz Not suitable for fluorescent load Flush mounting back box : min. 25 mm deep Dimmers for use with tungsten filament lamps, good quality wire-wound transformers for low voltage loads Nominal plate dimensions : 86 x 86 mm
1	7301 56	 1 gang – 2 way 50 Hz 40 W-400 W push on/off rotary
1	7301 57	 2 gang – 2 way 50 Hz 40 W-400 W push on/off rotary
		Nominal plate dimensions : 86 x 146 mm
1	7300 49	 4 gang – 2 way 50 Hz 40 W-400 W push on/off rotary

**For non-rotary dimmers, use Arteor modules  
with Synergy carrier plates  
Contact us on +44 (0) 345 605 4333**

 Flush and surface mounting  
back boxes p. 39



# Synergy® white

## socket outlets



7300 60



7300 70



7300 66



7300 76



7301 62



7300 74



7300 65



7300 75


Front plates : white thermoset  
Terminal screws captive and backed off ready for cabling  
Supplied with optional faceplate screw caps

Pack	Cat. Nos.	Double pole socket outlets 13 A - 250 V~
		Conform to BS 1363 - Part 2 : 1995 Options available as standard with red 'power on' LED indicator Red LED 'power on' upgrade pack also available 2 earth terminals Flush mounting back box : min. 25 mm deep Nominal plate dimensions : 1 gang - 86 x 86 mm 2 gang - 86 x 146 mm
10	7300 60	1 gang – switched
10	7301 62	1 gang – switched with red rocker
10	7300 61	1 gang – switched with red LED power indicator
10	7300 64	1 gang – switched for standard and clean earth applications
10	7300 67	1 gang – switched non-standard earth pin for standard and clean earth applications
5	7300 70	2 gang – switched
5	7301 61	2 gang – switched with red rocker
5	7300 71	2 gang – switched with red LED power indicator
5	7300 74	2 gang – switched outboard for standard and clean earth applications
5	7300 77	2 gang – switched non-standard earth pin for standard and clean earth applications

Pack	Cat. Nos.	Single pole socket outlets 13 A - 250 V~
		Conform to BS 1363 - Part 2 : 1995 Options available as standard with red 'power on' LED indicator Red LED 'power on' upgrade pack also available Conventional earth pin release shutter Single earth terminal Flush mounting back box : min. 25 mm deep Nominal plate dimensions : 1 gang - 86 x 86 mm 2 gang - 86 x 146 mm
10	7300 66	1 gang – switched
5	7300 76	2 gang – switched
		<b>Unswitched and key switched socket outlets 13 A - 250 V~</b> Conform to BS 1363 - Part 2 : 1995 Optional red LED 'power on' upgrade pack available (not applicable to key switched sockets) 2 earth terminals Flush mounting back box : min. 25 mm deep Nominal plate dimensions : 1 gang - 86 x 86 mm 2 gang - 86 x 146 mm
10	7300 65	1 gang – unswitched
5	7300 75	2 gang – unswitched
1	8200 74	2 gang single socket with DP key switch <sup>1</sup>

1 : Flush mounting back box : min. 35 mm deep

Green locator LED pack or red power indicator pack  
p. 38



Flush and surface mounting back boxes p. 39



Download the full file at

<http://assets.kempstoncontrols.com/doc/Synergy%20Wiring%20Accessories.pdf>



**KEMPSTON**  
CONTROLS