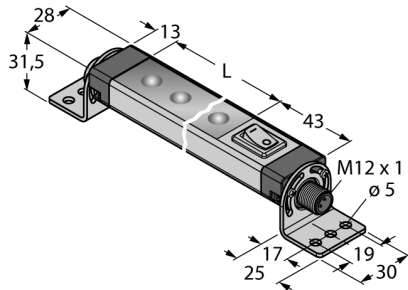
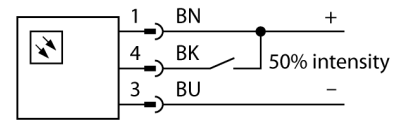


work light
linear light
WLS28-2CW1130DXPBQ



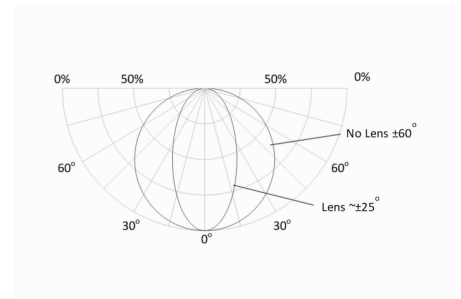
- On/OFF switch
- Cascadable
- Light beam: 1130mm
- Operating voltage: 12...30 VDC
- Protection class: IP50
- Color: Cold white
- M12 x 1 male, straight, 4-pin
- SMBWLS28RA mounting bracket included in delivery

Wiring Diagram



Functional principle

The energy-efficient LED work lights are ideally suited for industrial applications. The color temperature is between 6,000 and 7,100 Kelvin (cool white). Depending on the model, the luminous flux is 325 or 2600 lumen. Some work lights are switched on/off via supply power (10...30 VDC) and some types by means of a button directly at the LED lamp. In addition, the LED can be dimmed to 50% of its light output by activating a high signal on PIN 4, or for the variants with a switch by means of a further switch position. On some models the light output is continuously dimmable via a PWM signal on PIN 4. Cascadable variants are also available. Variants with a clear or diffused plastic windows, as well as with an aperture angle of 25°.



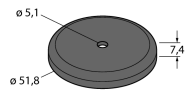
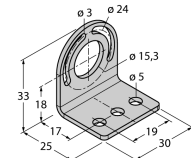
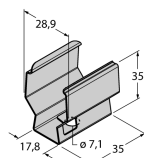
Type designation	WLS28-2CW1130DXPBQ
Ident no.	3087825
Purpose	LED work light
Operating mode	Linear light
Cascadable	yes
Design	Rectangular
Construction type designation	WLS28-2
Dimensions	1211 x 28 x 21 mm
Housing material	Metal, AL
Window material	Polycarbonate, diffuse
Beam angle	wide beam 40-80°
Electrical connection	Connectors, M12 x 1, 4-wire
Useful life	50000 h
Protection class	IP50
Ambient temperature	-25...+70 °C
Storage temperature	-40...+70 °C
Relative humidity	≤ 90 %
Approvals	CE, UL
Operating voltage	12...30 VDC
DC rated operational current	≤ 3040 mA
Input power	36.48 W
Light type	White
Color temperature	6000...+7100K
Luminous flux lumen	2600 lm
Aperture angle degree	60 °
Dimmable	Two-stage

work light
linear light
WLS28-2CW1130DXPBQ

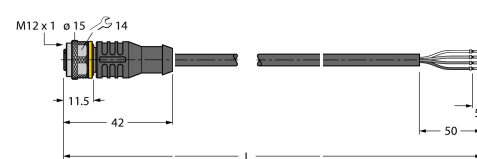
TURCK

Industrial
Automation

Accessories

Type code	Ident no.	Description	
SMBWLSMAG	3019574	Magnetic mounting bracket for fixing to metal surfaces	
SMBWLS28RA	3015764	Mounting bracket, angled, metal, for WLS28 work lights, 5 mm holes	
SMBWLS28SP	3088063	Snap-on clamp	

Wiring accessories

Type code	Ident no.	Description	
RKC4.4T-2/TEL	6625013	Connection cable, female M12, straight, 4-pin, cable length: 2 m, sheath material: PVC, black; cULus approval; other cable lengths and qualities available, see www.turck.com	
WKC4.4T-2/TEL	6625025	Connection cable, female M12, angled, 4-pin, cable length: 2 m, sheath material: PVC, black; cULus approval; other cable lengths and qualities available, see www.turck.com	