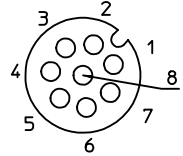


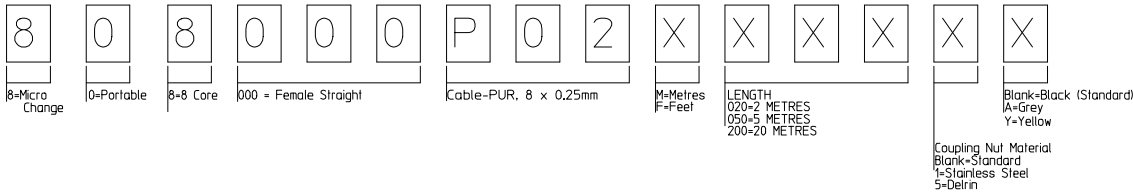
8 POL. FE



FEMALE INSERT 8P
VIEW FROM WIRES SIDE

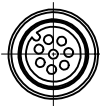
Pin	WIRE COLOR	Wire color
1	WHITE	WH
2	BROWN	BN
3	GREEN	GN
4	YELLOW	YE
5	GREY	GY
6	PINK	PK
7	BLUE	BU
8	RED	RD

PART No MATRIX

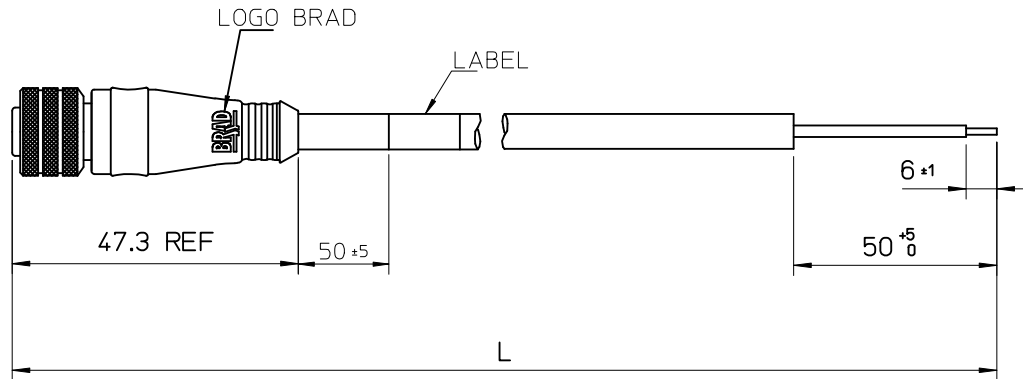


OPTIONS

Tablica tolerancji dlugosci Table of length tolerances		
Powyzej Over	Do-wlacznie Up to and including	Tolerancja (+) Tolerance
0	305	+19
305	915	+45
915	1830	+56
1830	3660	+89
3660	7320	+165
7320	14640	+317
14640	30500	+610
30500	>	+2% dlugosci of length



VIEW FROM FRONT SIDE



ORIGINAL RELEASE EC NO: IPG2013-0155 DRWN:HWALCZAK 2012/07/03 CHKD:JMARSZALEK 2012/08/01 APPR:MIWASIECZKO 2012/10/11	DESCRIPTION A	QUALITY SYMBOLS	GENERAL TOLERANCES (UNLESS SPECIFIED)	DIMENSION STYLE	SCALE	DESIGN UNITS	FIRST ANGLE PROJECTION		
		▽=0 ◻=0	mm INCH 4 PLACES ± --- ± --- 3 PLACES ± --- ± --- 2 PLACES ± --- ± --- 1 PLACE ± --- ± --- 0 PLACE ± --- ± ---	MM ONLY	---	METRIC	DRAWN BY: HWALCZAK DATE: 2012/07/03 CHECKED BY: JMARSZALEK DATE: 2012/08/01 APPROVED BY: MIWASIECZKO DATE: 2012/10/11	TITLE	
		ANGULAR ±---°	DRAFT WHERE APPLICABLE MUST REMAIN WITHIN DIMENSIONS	SEE KEY	MATERIAL NO.	DOCUMENT NO.	CSE M12 8P AC FE STR PUR XM SE UNSH		
					SIZE A3	THIS DRAWING CONTAINS INFORMATION THAT IS PROPRIETARY TO MOLEX INCORPORATED AND SHOULD NOT BE USED WITHOUT WRITTEN PERMISSION		molex SD-120065-060 SHEET NO. 1 OF 1	