

Uninterruptible power supply - QUINT-DC-UPS/24DC/10 - 2866226


Please be informed that the data shown in this PDF Document is generated from our Online Catalog. Please find the complete data in the user's documentation. Our General Terms of Use for Downloads are valid (<http://phoenixcontact.com/download>)



Uninterruptible power supply 24 V DC/10 A, with integrated 1.3 Ah battery module. In the download area, there is a clearly arranged selection table available with load currents and buffer times, as well as charging times after buffer mode.



Key Commercial Data

Packing unit	1 pc
GTIN	 4 017918 959722
GTIN	4017918959722
Weight per Piece (excluding packing)	1,800.000 g
Custom tariff number	85371091
Country of origin	China
Sales Key	CMUPV3

Technical data

Dimensions

Width	100 mm
Height	130 mm
Depth	125 mm
Installation distance right/left	5 mm / 5 mm
Installation distance top/bottom	50 mm / 50 mm

Ambient conditions

Degree of protection	IP20
Ambient temperature (operation)	0 °C ... 50 °C
Ambient temperature (storage/transport)	0 °C ... 40 °C
Max. permissible relative humidity (operation)	95 % (at 25 °C, non-condensing)

Input data

Nominal input voltage	24 V DC
-----------------------	---------

Uninterruptible power supply - QUINT-DC-UPS/24DC/10 - 2866226

Technical data

Input data

Input voltage range	22.5 V DC ... 30 V DC
Current consumption	approx. 0.1 A
	0.5 A (charging process)
	10.5 A (max.)
Current consumption (maximum)	10.5 A (max.)
Current consumption (idle)	approx. 0.1 A
Current consumption (charging process)	0.5 A (charging process)
Buffer period	1.5 min. (10 A)
	20 min. (2 A)
Input fuse	15 A (slow-blow, internal)

Output data

Nominal output voltage	24 V DC (Normal operation: $U_{in} - 0.5$ V DC, buffer mode: 27.9 to 19.2 V DC)
Nominal output current (I_N)	10 A
Connection in parallel	No
Connection in series	yes
Output power	240 W

General

Disposal	Used batteries must not be thrown away with household waste, they should instead be disposed of in accordance with applicable national regulations.
Net weight	1.8 kg
Memory medium	Internal, battery 1.3 Ah
Operating voltage display	Green LED
Efficiency	> 91 %
MTBF (IEC 61709, SN 29500)	> 500000 h
Insulation voltage input/output	2 kV (routine test)
	4 kV (type test)
Degree of protection	IP20
Protection class	II (in closed control cabinet)
Mounting position	horizontal DIN rail NS 35, EN 60715
Assembly instructions	alignable: horizontally 0 mm, vertically 50 mm

Connection data, input

Connection method	Pluggable screw connection
Conductor cross section solid min.	0.2 mm ²
Conductor cross section solid max.	2.5 mm ²
Conductor cross section flexible min.	0.2 mm ²
Conductor cross section flexible max.	2.5 mm ²
Conductor cross section AWG min.	24
Conductor cross section AWG max.	12

Uninterruptible power supply - QUINT-DC-UPS/24DC/10 - 2866226

Technical data

Connection data, input

Stripping length	7 mm
Screw thread	M3

Connection data, output

Connection method	Pluggable screw connection
Conductor cross section solid min.	0.2 mm ²
Conductor cross section solid max.	2.5 mm ²
Conductor cross section flexible min.	0.2 mm ²
Conductor cross section flexible max.	2.5 mm ²
Conductor cross section AWG min.	24
Conductor cross section AWG max.	12
Stripping length	7 mm
Screw thread	M3

Signaling

Output description	Power OK
Status display	LED "Power OK" green
Note on status display	Power OK: LED permanently lit
Conductor cross section solid min.	0.2 mm ²
Conductor cross section solid max.	2.5 mm ²
Conductor cross section flexible min.	0.2 mm ²
Conductor cross section flexible max.	2.5 mm ²
Conductor cross section AWG min.	24
Conductor cross section AWG max.	12
Tightening torque, min	0.5 Nm
Tightening torque max	0.6 Nm
Screw thread	M3
Output name	floating
Output description	Alarm
Maximum switching voltage	≤ 30 V AC/DC
Continuous load current	≤ 1 A
Status display	LED red
Note on status display	Alarm: LED permanently lit
Output name	floating
Output description	Battery Charge
Maximum switching voltage	≤ 30 V AC/DC
Continuous load current	≤ 1 A
Status display	LED yellow, flashing
Note on status display	Battery charge: LED flashing
Output name	floating
Output description	Battery Mode
Type of signaling	LED, relay contact

Uninterruptible power supply - QUINT-DC-UPS/24DC/10 - 2866226

Technical data

Signaling

Maximum switching voltage	≤ 30 V AC/DC
Continuous load current	≤ 1 A
Status display	Yellow LED
Note on status display	Battery mode: LED permanently lit

Standards and Regulations

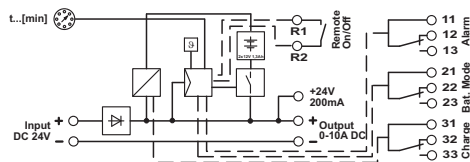
Electromagnetic compatibility	Conformance with EMC Directive 2014/30/EU
Noise emission	EN 55011 (EN 55022)
Noise immunity	EN 61000-6-2:2005
Connection in acc. with standard	CUL
Low Voltage Directive	Conformance with Low Voltage Directive 2014/35/EC
Standard - Safety of transformers	EN 61558-2-17
Standard - Electrical safety	EN 60950-1/VDE 0805 (SELV)
	EN 61558-2-17
Standard – Electronic equipment for use in electrical power installations and their assembly into electrical power installations	EN 50178/VDE 0160 (PELV)
Standard - Safe isolation	DIN VDE 0100-410
Shipbuilding approval	DNV GL (EMC A), ABS
UL approvals	UL/C-UL listed UL 508
	UL/C-UL Recognized UL 60950-1
	UL/C-UL Listed UL 1604 Class I, Division 2, Groups A, B, C, D

Environmental Product Compliance

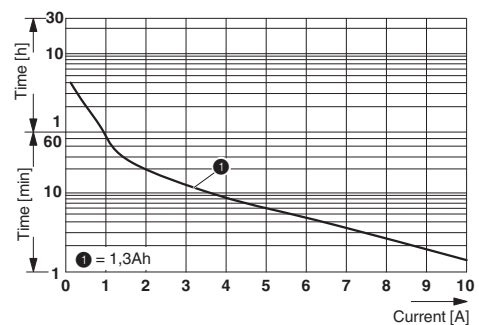
REACH SVHC	Lead 7439-92-1
China RoHS	Environmentally Friendly Use Period = 3
	For details about hazardous substances go to tab "Downloads", Category "Manufacturer's declaration"

Drawings

Block diagram



Diagram



Uninterruptible power supply - QUINT-DC-UPS/24DC/10 - 2866226

Classifications

eCl@ss

eCl@ss 10.0.1	27040705
eCl@ss 11.0	27040705
eCl@ss 4.0	27040600
eCl@ss 4.1	27040600
eCl@ss 5.0	27040600
eCl@ss 5.1	27040600
eCl@ss 6.0	27040600
eCl@ss 7.0	27040603
eCl@ss 9.0	27040705

ETIM

ETIM 2.0	EC000382
ETIM 3.0	EC000382
ETIM 4.0	EC000382
ETIM 6.0	EC000382
ETIM 7.0	EC000382

UNSPSC

UNSPSC 6.01	30211510
UNSPSC 7.0901	39121011
UNSPSC 11	39121011
UNSPSC 12.01	39121011
UNSPSC 13.2	39121011
UNSPSC 18.0	39121011
UNSPSC 19.0	39121011
UNSPSC 20.0	39121011
UNSPSC 21.0	39121011

Accessories

Accessories

Assembly adapter

Assembly adapters - UWA 182/52 - 2938235



Universal wall adapter for securely mounting the device in the event of strong vibrations. The device is screwed directly onto the mounting surface. The universal wall adapter is attached on the top/bottom.

Mounting rail adapter

Uninterruptible power supply - QUINT-DC-UPS/24DC/10 - 2866226

Accessories

DIN rail adapter - UTA 107 - 2853983

Universal DIN rail adapter, for screwing on switchgear



Phoenix Contact 2021 © - all rights reserved
<http://www.phoenixcontact.com>