



WL260-0230S01
W260

PRODUCT PORTFOLIO

SICK
Sensor Intelligence.



Illustration may differ



Ordering information

Type	Part no.
WL260-0230S01	6010102

Other models and accessories → www.sick.com/W260

Detailed technical data

Features

Sensor/ detection principle	Photoelectric retro-reflective sensor, Dual lens
Dimensions (W x H x D)	25 mm x 78 mm x 63 mm
Housing design (light emission)	Rectangular
Sensing range max.	0.01 m ... 15 m ¹⁾
Sensing range	0.01 m ... 10 m ²⁾ 0.01 m ... 13 m ¹⁾
Type of light	Visible red light
Light source	LED ³⁾
Light spot size (distance)	Ø 300 mm (10 m)
Angle of dispersion	Approx. 1.7°
Adjustment	Potentiometer, 270°
Special features	Two relays with two contacts in serial, test point

¹⁾ Reflector PL80A.

²⁾ Reflector P250.

³⁾ Average service life: 100,000 h at T_U = +25 °C.

Mechanics/electronics

Supply voltage	20 V AC/DC ... 30 V AC/DC ¹⁾
Power consumption	≤ 70 mA ²⁾
Switching output	Relay ³⁾

¹⁾ Limit values.

²⁾ Without load.

³⁾ Provide suitable spark suppression for inductive or capacitive loads.

⁴⁾ With light/dark ratio 1:1.

⁵⁾ A = V_S connections reverse-polarity protected.

⁶⁾ C = interference suppression.

⁷⁾ Rated voltage: 250 V AC/DC.

Output function	NO
Switching mode	Light switching ³⁾
Switching current (switching voltage)	2 A
Response time	≤ 20 ms
Switching frequency	25 Hz ⁴⁾
Connection type	Cable gland
Circuit protection	A ⁵⁾ C ⁶⁾
Protection class	II ⁷⁾
Weight	120 g
Polarisation filter	✓
Special device	✓
Housing material	Plastic, ABS
Optics material	Plastic, PMMA
Enclosure rating	IP66
Items supplied	Reflector P250, mounting bracket BEF-W260
Usage category	AC-15, DC-13, according to EN 60947-1
Ambient operating temperature	-20 °C ... +55 °C
Ambient storage temperature	-30 °C ... +70 °C
UL File No.	EN50081-1, 242356

¹⁾ Limit values.

²⁾ Without load.

³⁾ Provide suitable spark suppression for inductive or capacitive loads.

⁴⁾ With light/dark ratio 1:1.

⁵⁾ A = V_S connections reverse-polarity protected.

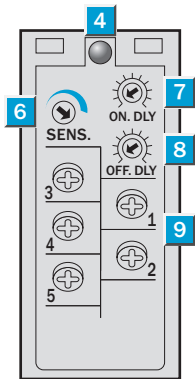
⁶⁾ C = interference suppression.

⁷⁾ Rated voltage: 250 V AC/DC.

Classifications

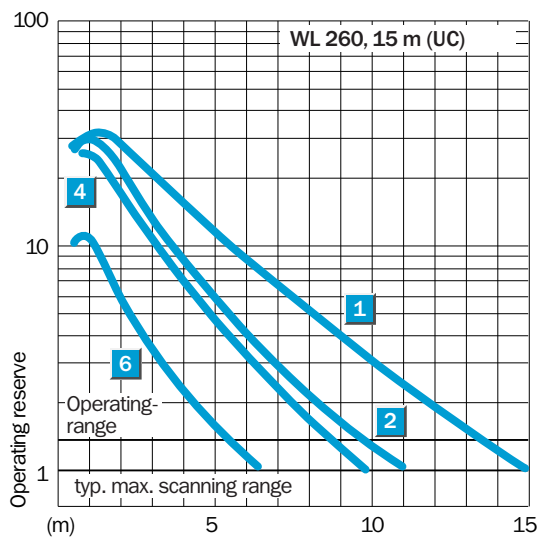
ECI@ss 5.0	27270902
ECI@ss 5.1.4	27270902
ECI@ss 6.0	27270902
ECI@ss 6.2	27270902
ECI@ss 7.0	27270902
ECI@ss 8.0	27270902
ECI@ss 8.1	27270902
ECI@ss 9.0	27270902
ETIM 5.0	EC002717
ETIM 6.0	EC002717
UNSPSC 16.0901	39121528

Adjustments possible

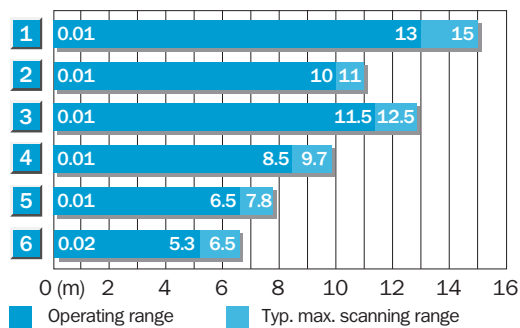


- ④ LED signal strength indicator, red
- ⑥ Sensitivity control
- ⑦ Time control ON delay t_{ON}
- ⑧ Time control OFF delay t_{OFF}
- ⑨ Terminals

Characteristic curve

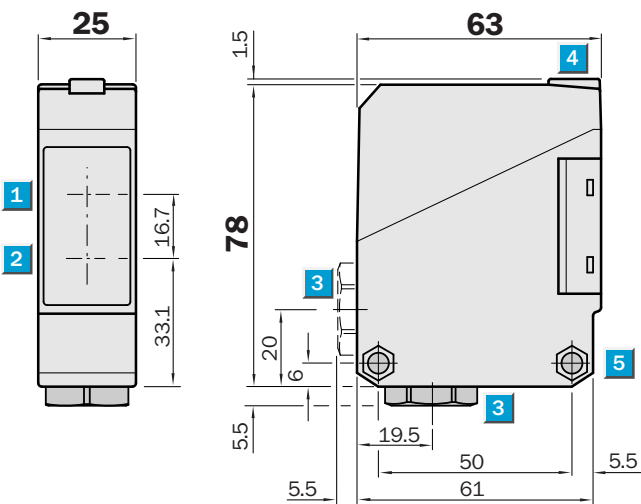


Sensing range diagram



Reflector type	Operating range
1 PL 80 A	0.01 ... 13.0 m
2 P 250	0.01 ... 10.0 m
3 PL 50 A or PL 40 A	0.01 ... 11.5 m
4 PL 30 A or PL 31 A	0.01 ... 8.5 m
5 PL 20 A	0.01 ... 6.5 m
6 Reflective tape Diamond Grade	0.02 ... 5.3 m

Dimensional drawing (Dimensions in mm (inch))



SICK AT A GLANCE

SICK is one of the leading manufacturers of intelligent sensors and sensor solutions for industrial applications. A unique range of products and services creates the perfect basis for controlling processes securely and efficiently, protecting individuals from accidents and preventing damage to the environment.

We have extensive experience in a wide range of industries and understand their processes and requirements. With intelligent sensors, we can deliver exactly what our customers need. In application centers in Europe, Asia and North America, system solutions are tested and optimized in accordance with customer specifications. All this makes us a reliable supplier and development partner.

Comprehensive services complete our offering: SICK LifeTime Services provide support throughout the machine life cycle and ensure safety and productivity.

For us, that is “Sensor Intelligence.”

WORLDWIDE PRESENCE:

Contacts and other locations –www.sick.com