


Electronic housing - EMG 12-LG/SET - 2942962

Please be informed that the data shown in this PDF Document is generated from our Online Catalog. Please find the complete data in the user's documentation. Our General Terms of Use for Downloads are valid (<http://phoenixcontact.com/download>)




Electronic housing set, consisting of electronic housing and printed circuit termination blocks, pitch 5

Your advantages

- ✓ Choice of four cover sizes in transparent or color versions
- ✓ Practical and easy-to-wire conductor connections
- ✓ Space-saving accommodation of electronic components in finely graded module versions available with 10 to 150 mm pitch
- ✓ Uniform and appropriate housing technology
- ✓ High degree of flexibility due to the wide choice of versions
- ✓ User-friendly and safe mounting on DIN rails according to EN 60715
- ✓ Inflammability class V0 insulation material (according to UL 94)
- ✓ Shock and contamination-proof accommodation of electronic components
- ✓ Universal PCBs for all pitches



Key Commercial Data

Packing unit	10 pc
Minimum order quantity	10 pc
GTIN	 4 017918 080921
GTIN	4017918080921
Weight per Piece (excluding packing)	25.650 g
Custom tariff number	85369010
Country of origin	Germany
Sales Key	ACHCBA

Technical data

General

Housing type	Component housing
Housing material	Polycarbonate fiber reinforced

Electronic housing - EMG 12-LG/SET - 2942962

Technical data

General

Color (RAL)	green
-------------	-------

Ambient conditions

Ambient temperature (operation)	-40 °C ... 125 °C
---------------------------------	-------------------

Dimensions

Length	75 mm
Installed height	47.5 mm
Width	12.5 mm
Pitch	5 mm
Depth	75 mm

Technical data

Power dissipation without gap	1.2 W
Power dissipation with 20 mm gap	1.3 W
Number of positions	4

Standards and Regulations

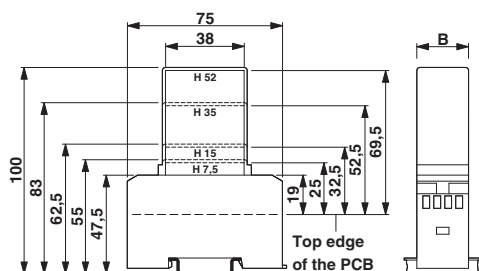
Flammability rating according to UL 94	V0
--	----

Environmental Product Compliance

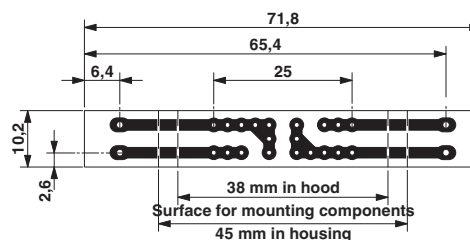
REACH SVHC	Lead 7439-92-1
China RoHS	Environmentally Friendly Use Period = 50 years
	For details about hazardous substances go to tab "Downloads", Category "Manufacturer's declaration"

Drawings

Dimensional drawing



Dimensional drawing



Pitch 5 mm
 a = Area for mounting components, 38 mm in the hood
 b = Area for mounting components, 45 mm in the housing

1 = Top edge of the PCB
 B = Housing width

Electronic housing - EMG 12-LG/SET - 2942962

Articles in set

Electronic housing - EMG 12-LG - 2907910



Electronic housing, with universal foot, without screw connection terminal blocks and cover

PCB terminal block - MKDS 3/ 2 - 1711026



PCB terminal block, nominal current: 24 A, rated voltage (III/2): 400 V, nominal cross section: 2.5 mm², number of potentials: 2, Number of rows: 1, Number of positions per row: 2, product range: MKDS 3, pitch: 5 mm, connection method: Screw connection with tension sleeve, screw head form: L Slotted, mounting: Wave soldering, conductor/ PCB connection direction: 0 °, color: green, Pin layout: Linear pinning, Solder pin [P]: 5 mm, type of packaging: packed in cardboard. The article can be aligned to create different nos. of positions!

Classifications

eCl@ss

eCl@ss 10.0.1	27182702
eCl@ss 11.0	27182702
eCl@ss 4.0	27180400
eCl@ss 4.1	27180400
eCl@ss 5.0	27180500
eCl@ss 5.1	27180500
eCl@ss 6.0	27180800
eCl@ss 7.0	27182702
eCl@ss 9.0	27182702

ETIM

ETIM 2.0	EC001031
ETIM 3.0	EC001031
ETIM 4.0	EC001031
ETIM 6.0	EC001031
ETIM 7.0	EC001031

UNSPSC

UNSPSC 6.01	31261501
UNSPSC 7.0901	31261501
UNSPSC 11	31261501
UNSPSC 12.01	31261501
UNSPSC 13.2	31261501
UNSPSC 18.0	31261501

Electronic housing - EMG 12-LG/SET - 2942962

Classifications

UNSPSC

UNSPSC 19.0	31261501
UNSPSC 20.0	31261501
UNSPSC 21.0	31261501

Approvals

Approvals

Approvals

EAC

Ex Approvals

Approval details

EAC		B.01687
-----	--	---------

Accessories

Accessories

Component housing cover

Marking material - EMG-GKS 12 - 2947035



Device marking label, width: 12 mm, area: 12 x 8 mm, e.g. for EML(10x7) R adhesive marking material

Filler plug

Cover - EMG-KA - 2941510



Terminal block/screw cover, set consisting of 50 strips each for terminal blocks and screw openings, 1 strip covers 12 terminal points.

PCB

Electronic housing - EMG 12-LG/SET - 2942962

Accessories

Electronic housing - P 1-EMG 12 - 2947187



PCB for assembling electronic components

Necessary add-on products

Covering hood - EMG 12-H 7,5MM KLAR - 2947116



Covering hood, for the contact and dust-protected encapsulation of the components, in transparent design. Height: 7.5 mm, width: 12.5 mm

Covering hood - EMG 12-H 15MM KLAR - 2948296



Covering hood, for the contact and dust-protected encapsulation of the components, in transparent design. Height: 15 mm, width: 12.5 mm

Covering hood - EMG 12-H 52MM GN - 2947129



Covering hood, for the contact and dust-protected encapsulation of the components, in green design. Height: 52 mm, width: 12.5 mm
