

Explosion Proof Emergency Stop Switches



Emergency Stop Switches with ATEX EExd IIC T6 certified explosion proof contact blocks.

The internal explosion proof contact blocks (Type LS-EX) conform to European harmonized standard EN60079-0 and EN60079-1 and can be used in European Zone 1, 2, 21, 22 environments. (Gas and Dust).

Designed to the latest standard ISO13850, the switch mechanism will latch the instant the safety contacts open.

Designed for use in oil, petro-chemical, pharmaceutical, food processing and packaging applications where the potential for explosive atmospheres are present.

Exd IIC T6 (-20 ≤ Ta ≤ +60C) Gb Ex tb IIIC T85C (-20 ≤ Ta ≤ +60C) Db

ESL-SS(P)-Ex ESL-SS-Ex STANDARD DUTY MUSHROOM BUTTON TYPES

Protection shroud and lock off versions
 Special Lid Safety Trip Mechanism - contacts will open if the lid is removed
 Positive break contacts to EN60947-5-1
 Resistant to high temperature hosing and detergent washdown.
 Outer enclosure protected to IP67 and IP69K
 Robust Stainless Steel 316 housings
 Pre-wired 1NC 1NO, 2NC or 2NC 2NO contacts



ESL-SS(P)-Ex

ESL-SS-Ex

GLES-Ex GLES-SS-Ex HEAVY DUTY MUSHROOM BUTTON TYPES

High impact robust housings -
 Die Cast (painted yellow) or Stainless Steel 316
 Button mounted on top of enclosure
 Positive break contacts to EN60947-5-1
 Resistant to high temperature hosing and detergent washdown.
 Outer enclosure protected to IP67 and IP69K
 Available with up to 4 pole contacts
 1NC 1NO, 2NC, 3NC 1NO or 2NC 2NO contacts



GLES-Ex

GLES-SS-Ex

GLS-Ex GLS-SS-Ex STANDARD DUTY ROPE PULL TYPES

High impact robust housings -
 Die Cast (painted yellow) or Stainless Steel 316
 Positive break contacts to EN60947-5-1
 Resistant to high temperature hosing and detergent washdown
 Outer enclosure protected to IP67 and IP69K
 Available with up to 4 pole contacts
 1NC 1NO, 2NC, or 2NC 2NO contacts



GLS-Ex

GLS-SS-Ex

Protects up to 80m

Protects up to 100m

GLH-Ex GLH-SS-Ex HEAVY DUTY ROPE PULL TYPES



GLHD-SS-Ex



GLHL-Ex



GLHD-Ex

Dual Head version covers up to 250m with one switch or can be connected in series with other switches to protect long lengths up to 4Km.

High impact robust housings -
 Die Cast Metal or Stainless Steel 316
 Available with up to 4 pole contacts

Button mounted on top of enclosure
 Resistant to high temperature hosing
 1NC 1NO, 2NC, 3NC 1NO or 2NC 2NO

Positive break contacts to EN60947-5-1
 Outer enclosure protected to IP67 and IP69K

TECHNICAL AND SAFETY SPECIFICATIONS:

Standards: IEC/EN60079-0 IEC/EN60079-1
 ISO14119 EN60947-5-1 EN60204-1
 ISO13849-1 EN62061

Safety Classification and Reliability Data:
 Mechanical Reliability B10d 1.5 x 10⁶ operations at 100mA load
 ISO13849-1 Up to PLe depending upon system architecture
 Safety Data – Annual Usage 8 cycles per hour/24 hours per day/365 days
 MTTFd 214 years
 Enclosure Protection IP69K IP67
 Operating Temperature -20C +60C

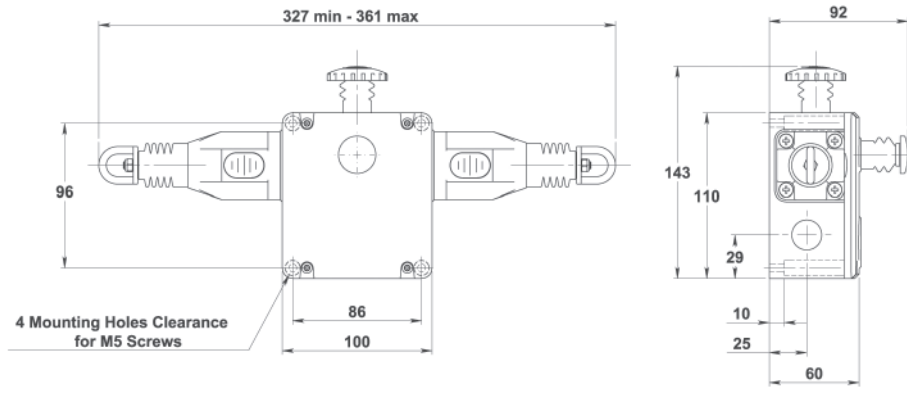

Vibration IEC 68-2-6 10-50Hz + 1Hz
 Excursion 0.35mm 1 octave/min
 Internal Contact Switch Type LS-EX
 Classification Exd IIC T6 (-20 ≤ Ta ≤ +60C) Gb
 Ex tb IIIC T85C (-20 ≤ Ta ≤ +60C) Db
 Rated Voltage 250Vac
 Rated Current 2 Pole 4.0A 4 Pole 2.5A
 Cable Length 3m

Explosion Proof Emergency Stop Switches



ROPE PULL EMERGENCY STOP SWITCHES

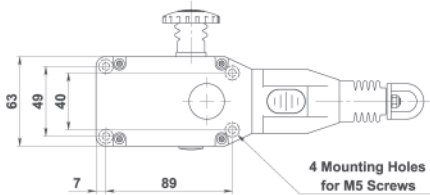
ZONES 1 and 2 ZONES 21 and 22 GAS and DUST



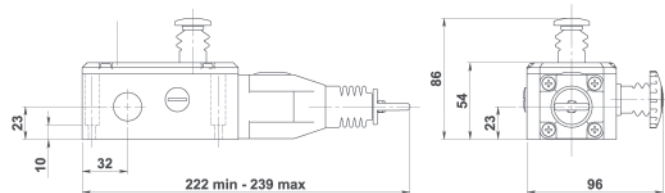
GLS-SS-Ex



GLS-Ex



All Dimensions in mm



SALES NUMBER	TYPE	CONTACTS
141003	GLHD-Ex	1NC 1NO
141014	GLHD-Ex	3NC 1NO
141017	GLHD-Ex	2NC
141018	GLHD-Ex	2NC 2NO
141007	GLHL-Ex	1NC 1NO
141015	GLHL-Ex	3NC 1NO
141019	GLHL-Ex	2NC
141020	GLHL-Ex	2NC 2NO
141011	GLHR-Ex	1NC 1NO
141016	GLHR-Ex	3NC 1NO
141021	GLHR-Ex	2NC
141022	GLHR-Ex	2NC 2NO
145003	GLHD-SS-Ex	1NC 1NO
145014	GLHD-SS-Ex	3NC 1NO
145017	GLHD-SS-Ex	2NC
145018	GLHD-SS-Ex	2NC 2NO
145007	GLHL-SS-Ex	1NC 1NO
145015	GLHL-SS-Ex	3NC 1NO
145019	GLHL-SS-Ex	2NC
145020	GLHL-SS-Ex	2NC 2NO
145011	GLHR-SS-Ex	1NC 1NO
145016	GLHR-SS-Ex	3NC 1NO
145021	GLHR-SS-Ex	2NC
145022	GLHR-SS-Ex	2NC 2NO
142025	GLS-Ex	1NC 1NO
142028	GLS-Ex	2NC
142030	GLS-Ex	2NC 2NO
144025	GLS-SS-Ex	1NC 1NO
144026	GLS-SS-Ex	2NC
144030	GLS-SS-Ex	2NC 2NO

All switches are pre-wired with 3m length of cabling through the cable glands as shown. Other lengths and cable exits available on request.