


Gold plated double contacts  
see separate datasheet




- According to DIN EN 61810-1, DIN EN 61810-3 (Type A)
- With forcibly guided contacts
- Clearance and creepage distances:  
contact - contact  $\geq 5,5$  mm
- Low rated power consumption and holding power
- High mechanical service life
- High temperature range
- High thermal continuous current
- 15,5 mm height
- Version with double contacts possible, AgNi + 5  $\mu$ m Au-contacts

**Applications**

- To be used in electrical circuits for safety applications
- Escalators and walkways
- Elevators for men and load
- Press controls
- Railway technology
- Medical technology

**Approvals and Markings**



**Technical Data**

Relay type		OA 5621	OA 5622	OA 5622.50
<b>1.0 Coil</b>				
1.1 Nominal voltage	DC V	6, 12, 24, 48, 60, 110 (others on request)		
1.2 Nominal consumption	W	0.6	0.8	0.9
1.11 Voltage range	$U_N$	0.75 ... 1.4		
1.12 Thermal resistance	K/W	55 (mounting distance between relays $\geq 5$ mm)		
1.13 Holding Power (at 0.5 x $U_N$ )	W	0.15	0.2	0.225
<b>2.0 Contacts</b>				
2.1 Contact arrangement (Type A)		2 NO / 2 NC 3 NO / 1 NC	3 NO / 3 NC 4 NO / 2 NC 5 NO / 1 NC	2 NO / 4 NC
2.2 Contact material		AgSnO <sub>2</sub> + 0.2 $\mu$ m Au; AgNi + 0.2 $\mu$ m Au, AgNi + 5 $\mu$ m Au		
2.3 Rated insulation voltage	AC V	250		
Switching voltage min./max	V	AC/DC 10 / DC 250, AC 400 (AC/DC 2 V / 60 V) <sup>1)</sup>		
2.4 Limiting continuous current $I_{th}$	A	3 x 8	5 x 8 (s. operating voltage limit curve.)	
Switching current min./max	A		10 mA <sup>4)</sup> / 8 (2 mA / 0.3 A) <sup>1)</sup>	
2.5 Switching power min./max.	VA	0.1 <sup>4)</sup> / 2000 (10 mVA / 12 VA) <sup>1)</sup>		
Switching power min./max.	W	0.1 <sup>4)</sup> / 200 (10 mW / 12 W) <sup>1)</sup> (see limit curve for arc-free operation)		
2.6 Switching capacity to IEC/EN 60947-5-1				
AC 15 <sup>7)</sup>	AC V/A		NO: 250 / 3	NC: 250 / 2
AC 15 <sup>6)</sup>	AC V/A		NO: 250 / 5	NC: 250 / 2
DC 13 <sup>7)</sup>	DC V/A		NO: 24 / 2	NC: 24 / 2
DC 13 <sup>7)</sup> at 0.1 Hz to UL 508	DC V/A		NO: 24 / 4	NC: 24 / 4
			B300 / Q 300	
2.7 Electrical life		at 1 s On, 1 s Off (see contacts service life)		
at AC 230 V, 5 A, $\cos\phi = 1$	switching cycles	$> 3 \times 10^5$ AgSnO <sub>2</sub>	$> 2.2 \times 10^5$ AgNi	
at AC 230 V, 8 A, $\cos\phi = 1$	switching cycles	$> 1.5 \times 10^5$ AgSnO <sub>2</sub>	$> 10^5$ AgNi	
at DC 24 V, 5 A ohmic	switching cycles	$> 2 \times 10^5$ AgSnO <sub>2</sub>	$> 1.5 \times 10^5$ AgNi	
at DC 24 V, 8 A ohmic	switching cycles	$> 10^5$ AgSnO <sub>2</sub>	$> 0.75 \times 10^5$ AgNi	
2.8 Switching frequency max	switching cycles/s	10		
2.9 Response time / Release time	ms	typically 12 / typically 8		
2.10 Contact force	cN	$\geq 8$		
2.14 Contact gap	mm	$> 0.5$ <sup>5)</sup>		
<b>3.0 Other</b>				
3.1 Mechanical life	switching cycles	$> 20 \times 10^6$		
3.2 Temperature range	$^{\circ}$ C	- 40 ... + 80		
3.3 Degree of protection, housing		Wash proof RT III		
3.4 Test procedure		A (group mounting)		
3.5 Vibration resistance		10 ... 200 Hz; 0,35 mm amplitude; 5 g max. IEC/EN 60068-2-6		
3.6 Climate resistance		40 / 080 / 04; A / B / D IEC/EN 60068-1		
3.7 Short circuit strength 1 kA / AC 250 V	AgSnO <sub>2</sub> AgNi	NO: 10 AgL / NC: 10 AgL IEC/EN 60947-5-1 NO: 10 AgL / NC: 6 AgL IEC/EN 60947-5-1		

<sup>1)</sup> Values for AgNi-contacts + 5  $\mu$ m Au    <sup>2)</sup> at  $T_u = 60^{\circ}$ C  $> 10^5$     <sup>3)</sup> at  $T_u = 60^{\circ}$ C  $> 0,75 \times 10^5$     <sup>4)</sup> Typical values  
<sup>5)</sup> over entire service life, even when under fault and at 1.4 x  $U_N$     <sup>6)</sup> Values for AgSnO<sub>2</sub>-contacts    <sup>7)</sup> Values for AgNi-contacts

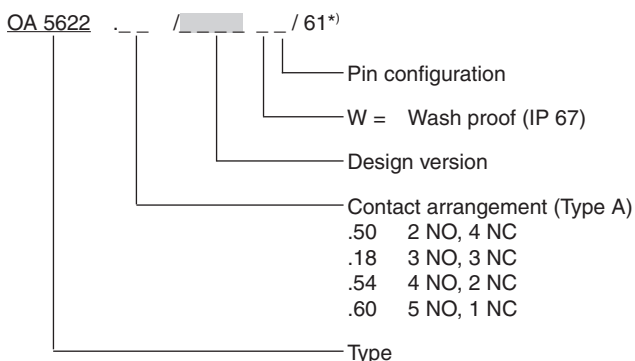
## Technical Data

3.8	Insulation acc. to IEC 60664-1, EN 50178		
	Rated insulation voltage	AC V	250
	Pollution degree		2
	Overvoltage category		III
	Test voltage		
	Contact-coil (1 min)	AC kV eff.	≥ 4
	Contact-contact (1min)	AC kV eff.	≥ 4
	Open contact acc. to DIN EN 61810-1	AC kV eff.	1.5
	Transient voltage		
	Contact-coil (1,2 - 50 μs)	kV	≥ 6
	Clearance and creepage distance	mm	≥ 5.5
3.9	Weight	g	approx. 35      approx. 38      approx. 38
<b>4.0 Packing unit</b>			
4.1	on cardboard in slipcase	piece	25      20      20
4.2	in case package	piece	250      200      200
<b>5.0 Solder method</b>			
5.1	Solder method /-temperature /-duration	°C / s	Wave soldering / 260 / 5

## Design Versions

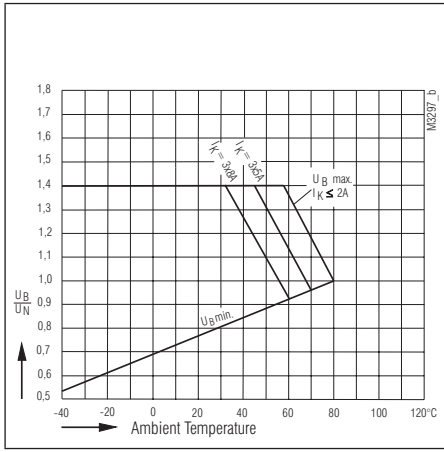
U <sub>N</sub> (DC V)	Voltage range (DC V)	OA 5621			OA 5622					
		R <sub>Coil</sub> Ω ± 10%	.48 3NO, 1NC	.52 2NO, 2NC	R <sub>Coil</sub> Ω ± 10%	.18 3NO, 3NC	.54 4NO, 2NC	.60 5NO, 1NC	R <sub>Coil</sub> Ω ± 10%	.50 2NO, 4NC
AgSnO <sub>2</sub> -contacts + 0,2 μm Au										
6	4,5 ... 8,4	60	3721	3751	45	3601	3661	3691	38	3631
12	9,0 ... 16,8	240	3722	3752	180	3602	3662	3692	150	3632
24	18,0 ... 33,6	960	3723	3753	720	3603	3663	3693	600	3633
48	36,0 ... 67,2	3840	3724	3754	2880	3604	3664	3694	2425	3634
60	45,0 ... 84,0	6000	3725	3755	4500	3605	3665	3695	3790	3635
110	82,5 ... 154,0	20000	3726	3756	15125	3606	3666	3696	12735	3636
AgNi-contacts + 0,2 μm Au										
6	4,5 ... 8,4	60	3731	3761	45	3611	3671	3701	38	3641
12	9,0 ... 16,8	240	3732	3762	180	3612	3672	3702	150	3642
24	18,0 ... 33,6	960	3733	3763	720	3613	3673	3703	600	3643
48	36,0 ... 67,2	3840	3734	3764	2880	3614	3674	3704	2425	3644
60	45,0 ... 84,0	6000	3735	3765	4500	3615	3675	3705	3790	3645
110	82,5 ... 154,0	20000	3736	3766	15125	3616	3676	3706	12735	3646
AgNi-contacts + 5 μm Au										
6	4,5 ... 8,4	60	3741	3771	45	3621	3681	3711	38	3651
12	9,0 ... 16,8	240	3742	3772	180	3622	3682	3712	150	3652
24	18,0 ... 33,6	960	3743	3773	720	3623	3683	3713	600	3653
48	36,0 ... 67,2	3840	3744	3774	2880	3624	3684	3714	2425	3654
60	45,0 ... 84,0	6000	3745	3775	4500	3625	3685	3715	3790	3655
110	82,5 ... 154,0	20000	3746	3776	15125	3626	3686	3716	12735	3656

## Ordering example

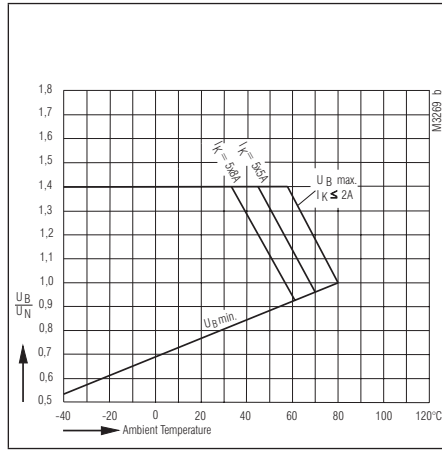


**On request  
version with double contacts**

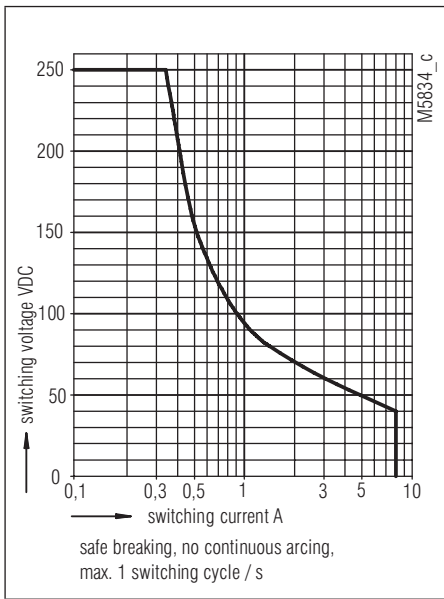
\*) / 61 cURus approval



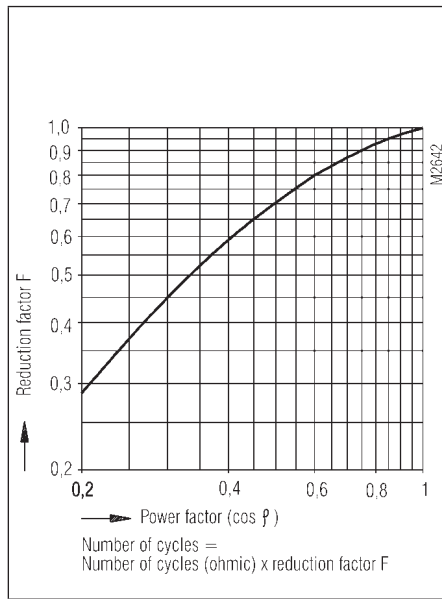
Operating voltage limit curve OA 5621



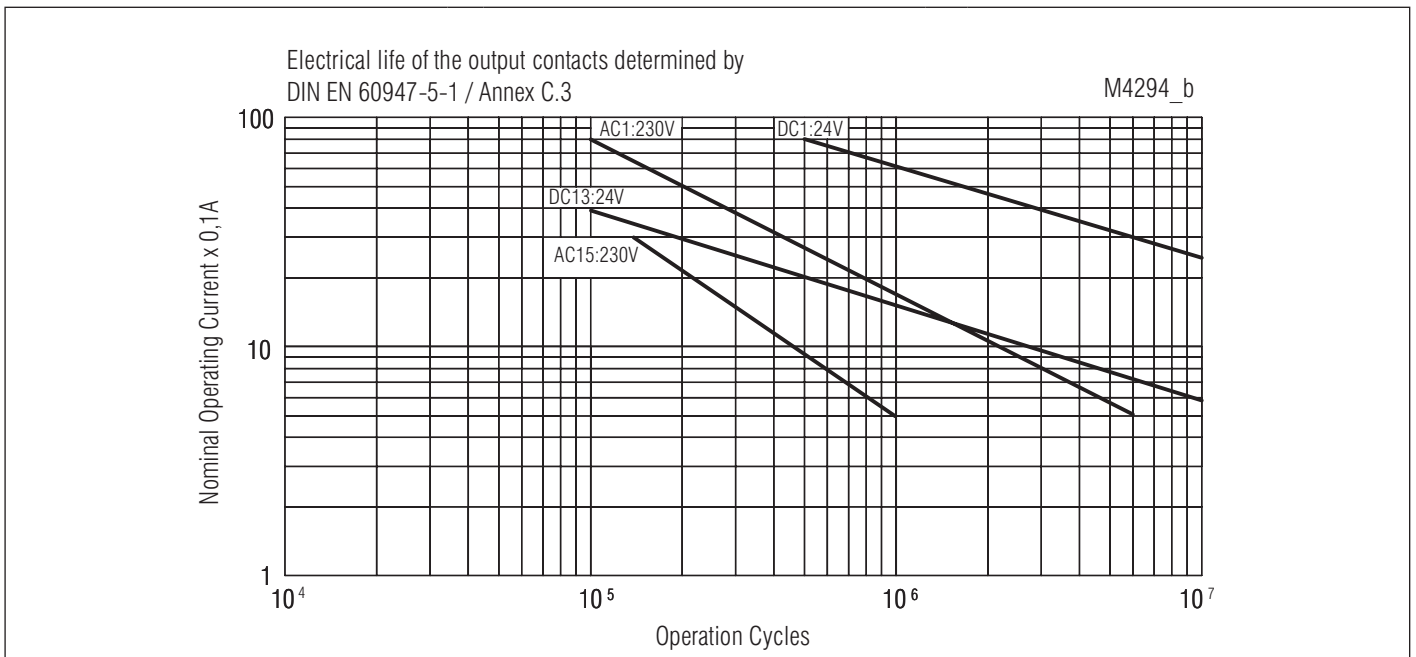
Operating voltage limit curve OA 5622



Arc limit curve (load limit curve)

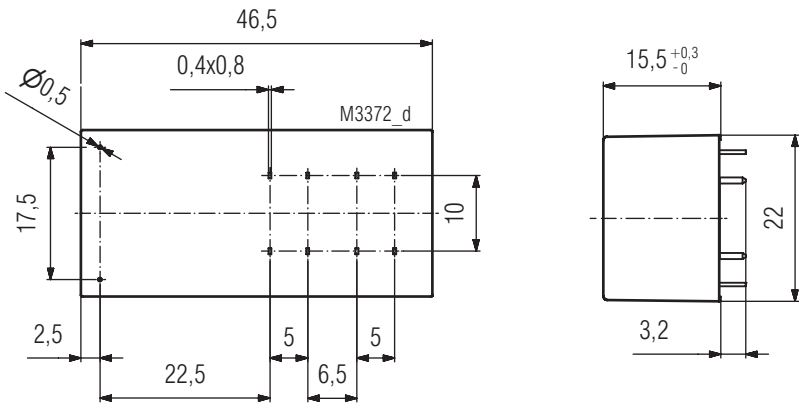


Reduction factor for inductive loads

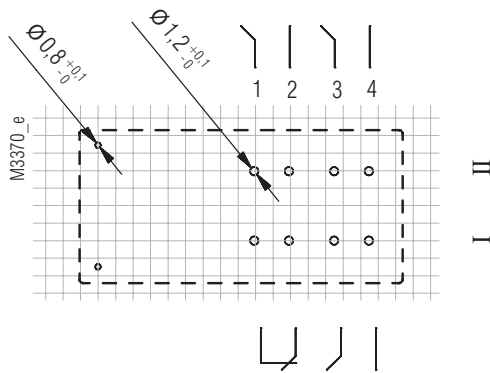


Electrical life

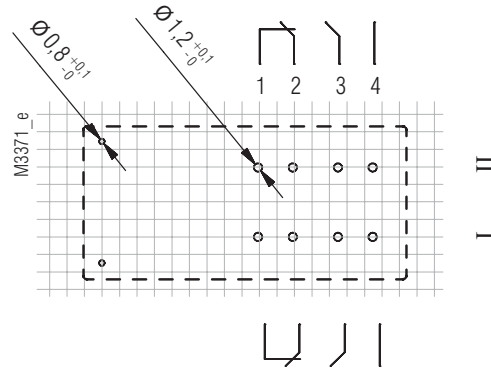
Pin Configuration W1 / W5



Pin Configuration sW1  
Drilling plan (solder side)

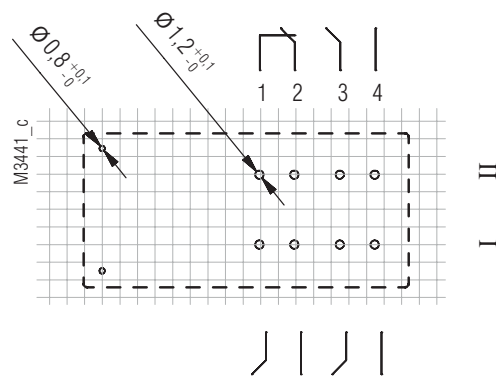


OA5621.48/\_\_\_W1 3NO / 1NC



OA5621.52/\_\_\_W1 2NO / 2NC

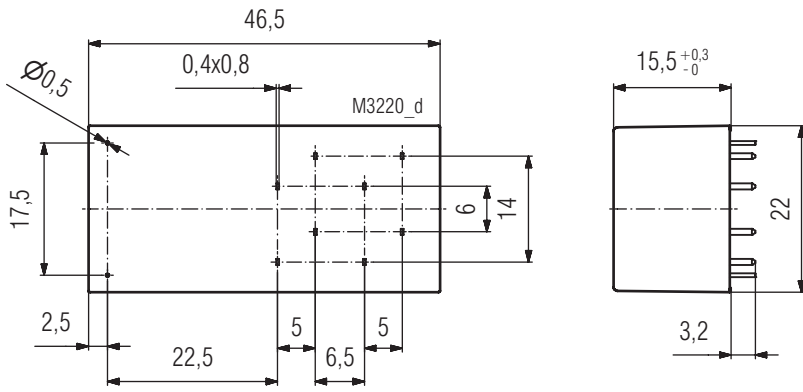
Pin Configuration D5  
Drilling plan (solder side)



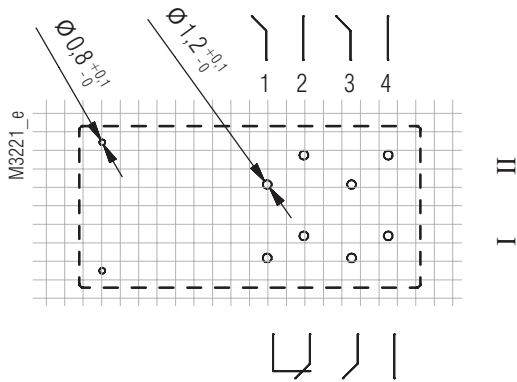
OA5621.48/\_\_\_W5 3NO / 1NC

Connection for basic grid dimensions 2.50 mm as well as 2.54 mm according to IEC/EN 60 097, IEC 60 326

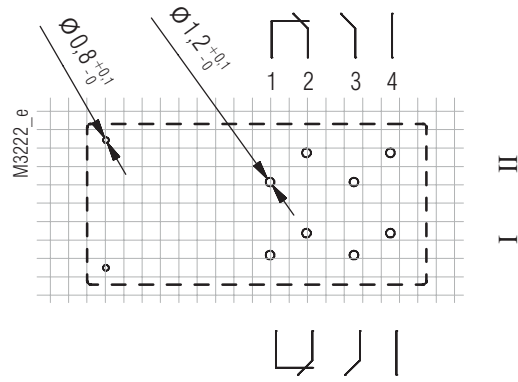
Pin Configuration W7



Pin Configurations W7  
Drilling plan (solder side)



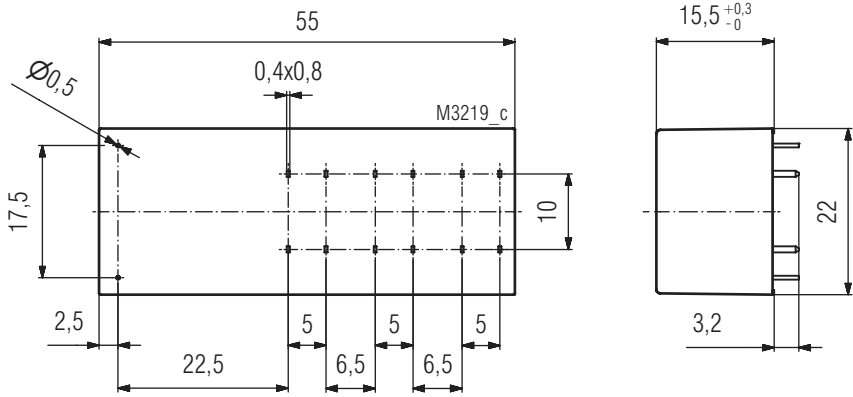
OA5621.48/\_\_\_W7 3NO / 1NC



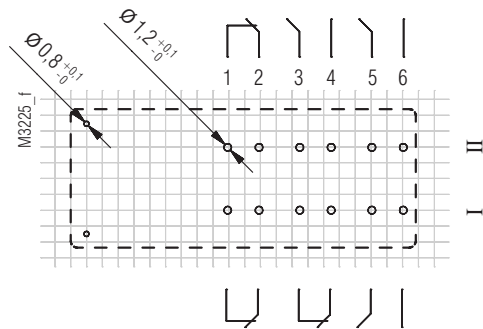
OA5621.52/\_\_\_W7 2NO / 2NC

Connection for basic grid dimensions 2.50 mm as well as 2.54 mm according to IEC/EN 60 097, IEC 60 326

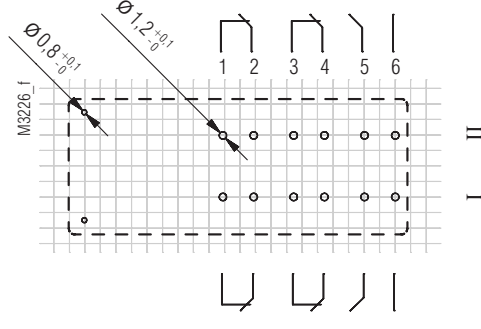
Pin Configuration W1



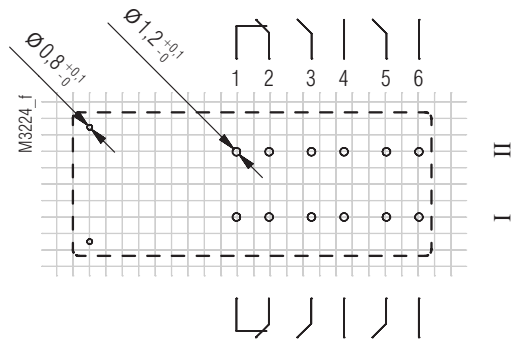
Pin Configurations W1  
Drilling plan (solder side)



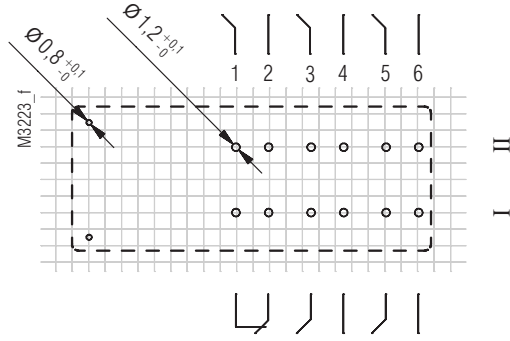
OA 5622.18/\_\_\_W1 3NO / 3NC



OA 5622.50/\_\_\_W1 2NO / 4NC

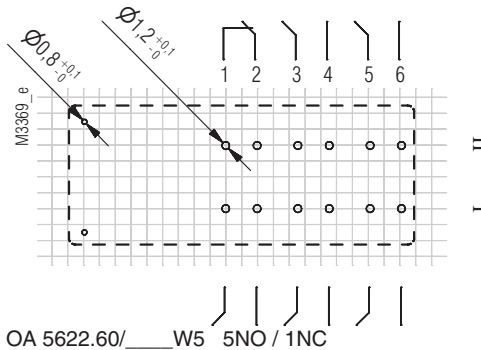


OA 5622.54/\_\_\_W1 4NO / 2NC



OA 5622.60/\_\_\_W1 5NO / 1NC

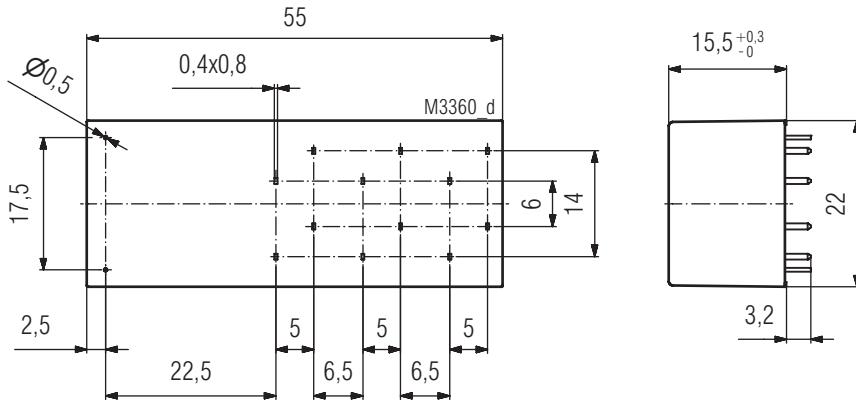
Pin Configuration W5  
Drilling plan (solder side)



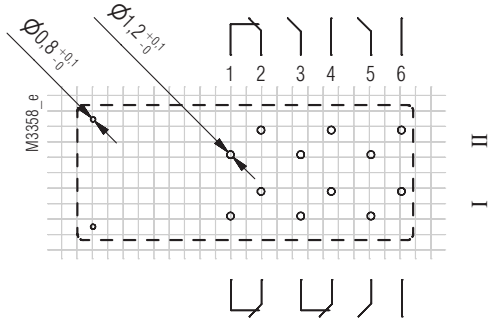
OA 5622.60/\_\_\_W5 5NO / 1NC

Connection for basic grid dimensions 2.50 mm as well as 2.54 mm according to IEC/EN 60 097, IEC 60 326

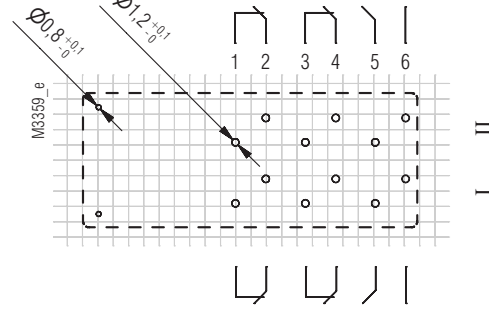
Pin Configuration W7



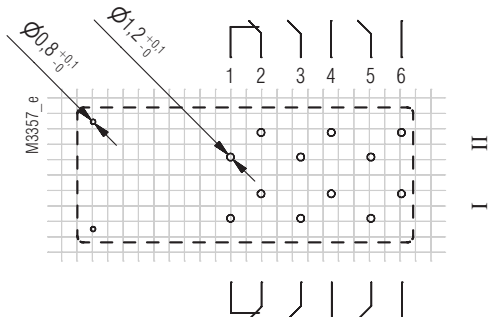
Pin Configurations W7  
Drilling plan (solder side)



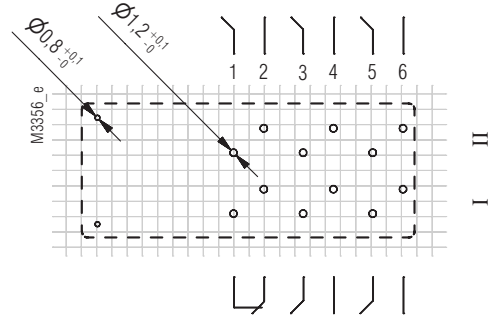
OA 5622.18/\_\_\_W7 3NO / 3NC



OA 5622.50/\_\_\_W7 2NO / 4NC

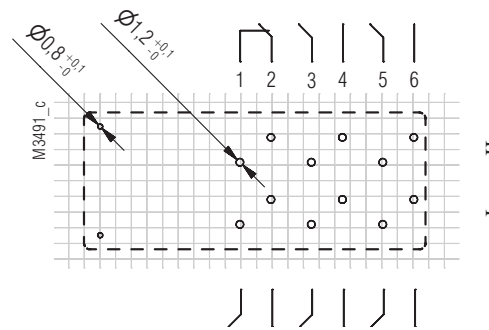


OA 5622.54/\_\_\_W7 4NO / 2NC



OA 5622.60/\_\_\_W7 5NO / 1NC

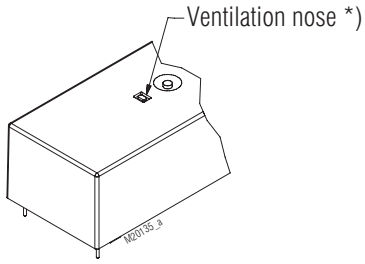
Pin Configurations W8  
Drilling plan (solder side)



OA 5622.60/\_\_\_W8 5NO / 1NC

Connection for basic grid dimensions 2.50 mm as well as 2.54 mm according to IEC/EN 60 097, IEC 60 326

**Notes**

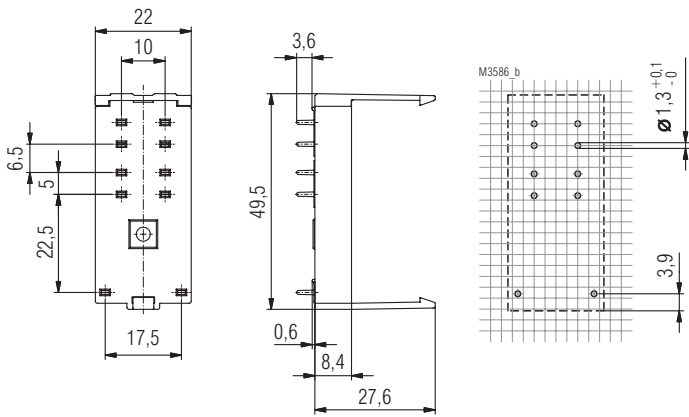


\*) When using the maximum switching capacity it is recommended to open the relay at the indicated position.

**Accessories**

**Relay socket ET 1415.035 for OA 5621**

Article number: 0059509



**Relay socket ET 1415.037 for OA 5622**

Article number: 0059275

