

**ITEM 099272 STP3A-4141A024M**

Description	Technical data	Accessories	Downloads
-------------	----------------	-------------	-----------



**Features**

- › Actuating head made of metal
- › Auxiliary release on the front
- › With door monitoring contact

**Approach direction**



- › Figure  
Horizontal and vertical  
Can be adjusted in 90° steps

**Solenoid operating voltage**

- › AC/DC 24 V +10%, -15%

## Guard locking type

**STP3** Closed-circuit current principle, guard locking by spring force. Release by applying voltage to the guard locking solenoid.

## Switching element

**4141** Slow-action switching contact 2 NC  $\rightarrow$  + 2 NC  $\rightarrow$  (door monitoring contacts)

## Auxiliary release

Is used for releasing the guard locking with the aid of a tool. To protect against tampering, the auxiliary release is sealed with sealing lacquer.

## Approvals



## Mechanical values and environment

Housing material	Reinforced thermoplastic
Weight	Net 0,5 kg
Ambient temperature	-20 ... 55 °C
Degree of protection	IP67
Mechanical life	$1 \times 10^6$
Contact material	Silver alloy, gold flashed
Switching principle	Slow-action switching contact
Installation position	Any
Number of door position positively driven contacts	2
Number of guard lock monitoring positively driven contacts	2
Connection	3 x M20 x 1.5
Approach speed	max. 20 m/min
Actuation frequency	1200 1/h
Guard locking principle	Closed-circuit current principle
Locking force $F_{max}$	2500 N
Locking force $F_{Zh}$	2000 N
Retention force	20 N
Extraction force	30 N
Actuating force	35 N
Insertion depth	min.24,5 mm

## Electrical connection ratings

rated thermal current $I_{th}$	4 A
Utilization category according to EN 60947-5-1	
AC-15	4A 230V
DC-13	4A 24V
Solenoid operating voltage	
AC/DC	24 V -15% ... +10%
Short circuit protection according to IEC 60269-1	
(Fuse)	4A gG
Rated insulation voltage $U_i$	250 V
Rated impulse withstand voltage $U_{imp}$	2,5 kV
Switching voltage	
Min. at 10mA	12 V
Switching current	
Min. at 24V	1 mA
Power consumption	8 W
Solenoid duty cycle	100 %
Connection cross-section	0,34 ... 1,5 mm <sup>2</sup>

## Reliability values acc. to EN ISO 13849-1

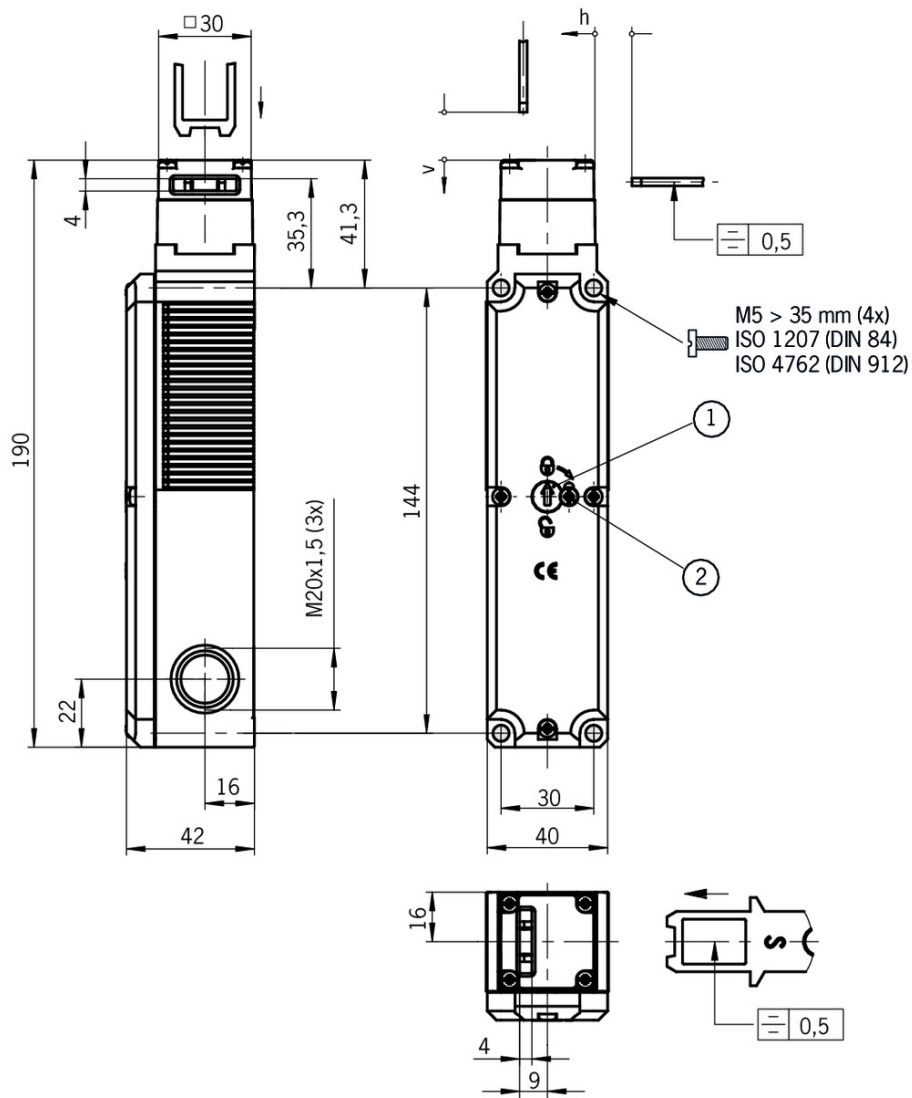
	<b>Monitoring of guard locking and the safety guard position</b>
B10 <sub>D</sub>	$5 \times 10^6$
	<b>Control of the guard locking</b>
Category	Depending on external control of guard locking
Performance Level	Depending on external control of guard locking
PFH <sub>D</sub>	Depending on external control of guard locking

## in combination with Actuator BETAETIGER-S-GT-SN

### Mechanical values and environment

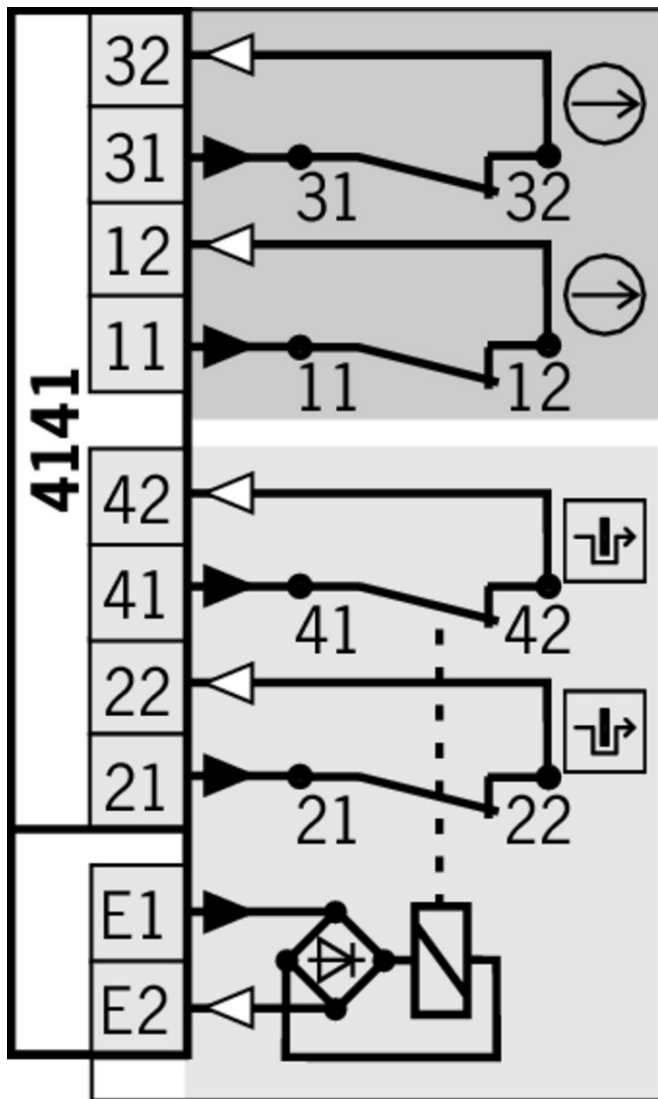
Overtravel	5 mm
------------	------

## Dimension drawing





## Legende

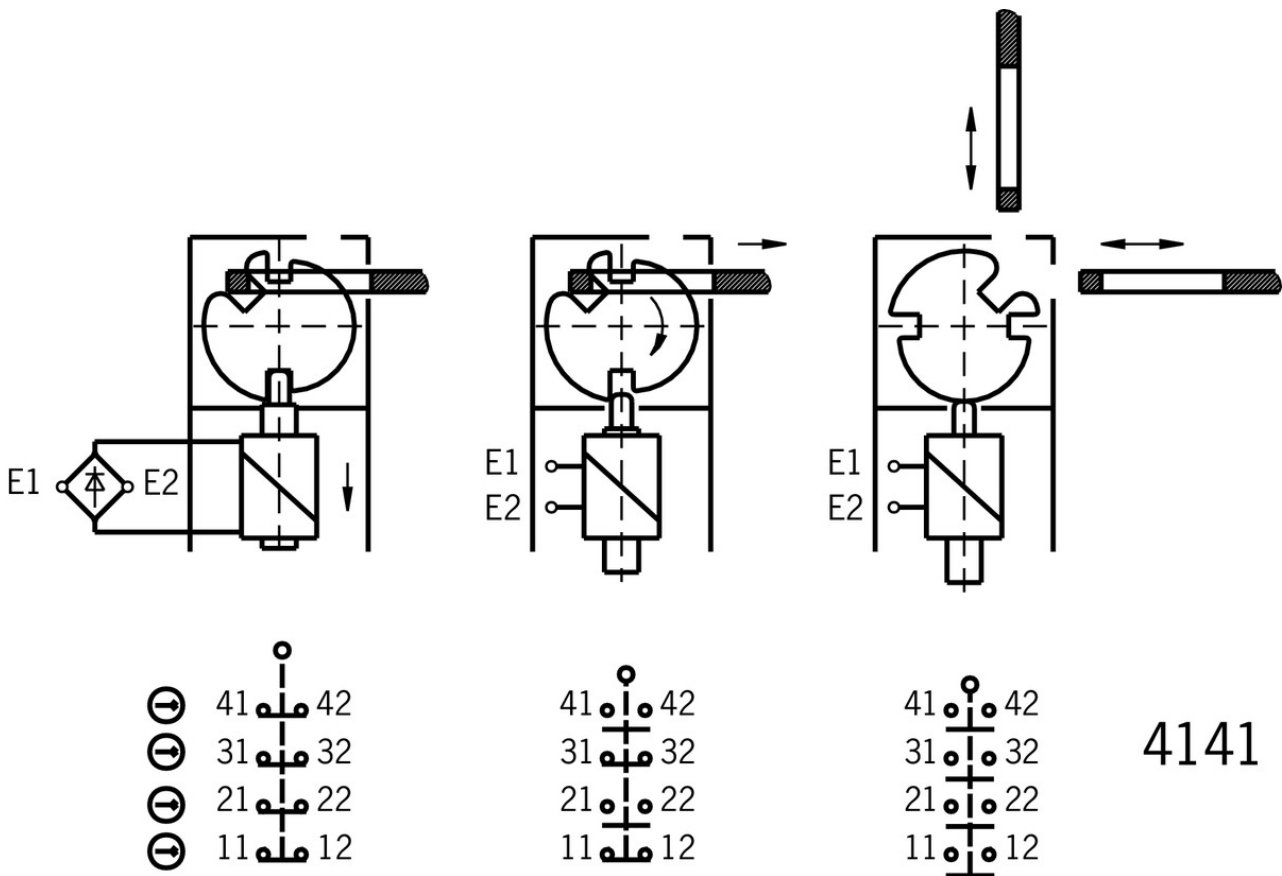
- 1 Auxiliary release
- 2 Locking screw



**Legende**

-  Solenoid monitoring
-  Door monitoring

## Switching functions



## Function expansion

### ✓ Lock for auxiliary release for safety switches CTP/TP/STP



#### **109212** SCHLOSS TP GLEICHSCHLIESSEND C2293

##### ✓ Features

- › Identical locking
- › Key can be removed only in "locked" position



#### **084177** SCHLOSS TP VERSCHIEDENSCHLIESSEND

##### ✓ Features

- › Lock unique locking
- › Key removable in "unlocked" and "locked" positions



#### **086236** SCHLOSS TP GLEICHSCHLIESSEND

##### ✓ Features

- › Identical locking
- › Key removable in "unlocked" and "locked" positions

### ✓ Emergency unlocking for safety switches CTP/TP/STP



#### **099877** NOTENTSPERRUNG TP/STP

- ▼ Release with automatic reset for safety switches CTP/TP/STP



**103110** ENTRIEGELUNG RUECKSTELLEND TP/STP

---

- ▼ Handle for wire front release



**099795** AY-HDL-099795

- ▼ Features

- › Suitable for all wire front releases
- 

- ▼ Built-in LED



**095510** EINBAULEUCHTE LED-F M20X1,5



**087423** EINBAULEUCHTE LED M20X1,5

---

- ▼ LED set



**098035** STP LED SET

---

- ▼ Lockout bar STA/STP/SGA/SGP/STM



**105701** SPERREINSATZ STP/STA

- ▼ Features

- › Prevents unintentional closing of the door
  - › Can be secured with padlocks
- 

- ▼ Insertion funnel for safety switches SGP/STA/STP/STM/SGA



**093157** EINFUEHRTRICHTER-S

---

- ▼ Handle for escape release for safety switches TP/STP/STA



**105329** FE-GRIFF

---

- ▼ Wire front release



**096230** AE-B-A1-02,0-096230

- ▼ Features

- › Can be used as escape release or emergency unlocking
  - › No automatic return
  - › Sheath length 2 m (rope length 6 m)
-



**097747** AE-B-A1-02,0-F-097747

✓ Features

- › Can be used as escape release or emergency unlocking
- › automatic return
- › Sheath length 2 m (rope length 6 m)



**098313** AE-B-A1-03,0-098313

✓ Features

- › Can be used as escape release or emergency unlocking
- › No automatic return
- › Sheath length 3 m (rope length 6 m)



**124770** AE-B-A1-06,0-F-124770

✓ Features

- › Can be used as escape release or emergency unlocking
- › automatic return
- › Rope length 6 m (without sheath)



**111233** AE-B-A1-03,0-F-111233

✓ Features

- › Can be used as escape release or emergency unlocking
- › automatic return
- › Sheath length 3 m (rope length 6 m)



**098314** AE-B-A1-04,0-098314

✓ Features

- › Can be used as escape release or emergency unlocking
- › No automatic return
- › Sheath length 4 m (rope length 6 m)



**125582** AE-B-A1-06,0-125582

✓ Features

- › Can be used as escape release or emergency unlocking
- › No automatic return
- › Rope length 6 m (without sheath)

## Spare parts

- ✓ Replacement key for mechanical key release



**099434** ERSATZSCHLUESSEL GLEICHSCHL.0354

## Bolts

- ✓ Bolt S-... for safety switches STA, STP, SGP and SGA

**096384** RIEGEL S-A





- ✓ Features
    - › Steel bolt
    - › For doors hinged on the right
    - › Can be locked in open position with padlocks
    - › Actuator included
- 



- ✓ **096385** RIEGEL S-C
    - ✓ Features
      - › Steel bolt
      - › For doors hinged on the left
      - › Can be locked in open position with padlocks
      - › Actuator included
- 

- ✓ Bolt STP-GFK for safety switches STA, STP, SGP and SGA



- ✓ **098121** RIEGEL STP-GFK
    - ✓ Features
      - › Fiber glass reinforced plastic bolt
      - › For doors hinged on the left or right
      - › Can be locked in open position with padlocks
      - › Actuator included
- 

- ✓ Bolt BTC-ST/G... without escape release for safety switches STA, STP, SGP and SGA



- ✓ **106284** BTC-ST/G-S-TH-00-X
    - ✓ Features
      - › Aluminum bolt
      - › For doors hinged on the left or right
      - › Can be locked in open position with padlocks
      - › Actuator included
- 

## Mounting accessories

---

- ✓ Mounting plates EMP-SB for safety switches CTP, TP...A, STA, STP and TX



- ✓ **093456** EMP-SB
    - ✓ Features
      - › For vertical and horizontal mounting of safety switches TP...A, STA, STP and TX
- 

- ✓ Mounting plates EMP-B2 for actuators for safety switches CTP, TP...A, STA, STP, TX and TZ



- ✓ **093458** EMP-B2
- 

- ✓ Mounting plates EMP-B1 for actuators for safety switches CTP, TP...A, STA, STP, TX and TZ



- ✓ **093457** EMP-B1
-

▼ Switch bracket TP/STP GFK



**096613** SCHALTERAUFNAHME TP/STP GFK

▼ Features

- › Switch bracket made of fiber glass reinforced plastic
  - › For left or right hinged doors
- 

## Actuator

▼ Actuator S for safety switches SGA/SGP/STA/STP/STM



**097861** BETAETIGER-S-G-SN-C2115

▼ Features

- › Two safety screws included
  - › Physically compatible with TP actuator P-G
- 



**095738** BETAETIGER-S-GT-SN

▼ Features

- › Two safety screws included
  - › Actuators with rubber bushings
- 

▼ Actuator S, bent, for safety switches SGA/SGP/STA/STP/STM



**095740** BETAETIGER-S-WQT-SN

▼ Features

- › Two safety screws included
- 



**115073** BETAETIGER-S-W-SN-C2115

▼ Features

- › Two stainless safety screws per actuator
  - › Minimum door radius 300 mm
- 



**105808** BETAETIGER-S-WT-SN-C2115

▼ Features

- › Two stainless safety screws per actuator
  - › Actuators with rubber bushings
  - › Minimum door radius 300 mm
- 



**105809** BETAETIGER-S-WT-LN-C2115

▼ Features

- › Two stainless safety screws per actuator
  - › Actuators with rubber bushings
  - › Minimum door radius 300 mm
- 

▼ Actuator L for safety switches SGA/SGP/STA/STP/STM for insertion funnel



**095739** BETAETIGER-S-GT-LN

▼ Features

- › Two safety screws included
  - › Actuators with rubber bushings
- 

▼ Actuator L, bent, for safety switches SGA/SGP/STA/STP/STM for insertion funnel



**095741** BETAETIGER-S-WQT-LN

▼ Features

- › Two safety screws included
  - › Actuators with rubber bushings
- 

▼ Hinged actuator S top/bottom for safety switches SGA/SGP/STA/STP/STM



**095315** RADIUSBETAETIGER-S-OU-SN

▼ Features

- › Actuators made of stainless steel
  - › Two safety screws included
  - › For doors hinged at top and bottom
- 

▼ Hinged actuator L top/bottom, for safety switches SGA/SGP/STA/STP/STM for insertion funnel



**096697** RADIUSBETAETIGER-S-OU-LN

▼ Features

- › Actuators made of stainless steel
  - › Two stainless safety screws per actuator
  - › For doors hinged at top and bottom
- 

▼ Hinged actuator S left/right for safety switches SGA/SGP/STA/STP/STM



**096838** RADIUSBETAETIGER-S-LR-SN

▼ Features

- › Actuators made of stainless steel
  - › Two safety screws included
  - › For doors hinged on right and left
- 

▼ Hinged actuator L left/right, for safety switches SGA/SGP/STA/STP/STM for insertion funnel



**096844** RADIUSBETAETIGER-S-LR-LN

▼ Features

- › Actuators made of stainless steel
  - › Two stainless safety screws per actuator
  - › For doors hinged on right and left
- 













## Instructions

▼ Инструкция по эксплуатации предохранительных выключателей STP...

	Doc. no.	Version	Language	Download
Betriebsanleitung Sicherheitsschalter STP... Manual de instrucciones del interruptor de seguridad STP... Mode d'emploi pour les interrupteurs de sécurité STP... Operating Instructions Safety Switches STP...	2095803	09-12/17	   	 6.4 MB
Инструкция по эксплуатации предохранительных выключателей STP...	2095803	09-12/17		 1.8 MB
İşletim kılavuzu Emniyet şalteri STP...	2095803	09-12/17		 1.8 MB
Istruzioni di impiego dei finecorsa di sicurezza STP...	2095803	09-12/17		 1.7 MB

## Catalogs

- Bezpečnostní spínače s plastovým pouzdem Sicherheitsschalter mit Kunststoffgehäuse Safety Switches with Plastic Housing Interruptores de seguridad con carcasa plástica Interrupteurs de sécurité avec boîtier plastique 塑料壳体 的安全开关

	Doc. no.	Version	Language	Download
Sicherheitsschalter mit Kunststoffgehäuse	096955	11-03/18		 6.6 MB
Interrupteurs de sécurité avec boîtier plastique	100677	11-03/18		 6.6 MB
Interruptores de seguridad con carcasa plástica	104855	11-03/18		 6.6 MB
Bezpečnostní spínače s plastovým pouzdem	121649	11-03/18		 6.6 MB
Safety Switches with Plastic Housing	096956	11-03/18		 6.6 MB
塑料壳体 的安全开关	116243	11-03/18		 6.2 MB

## Declaration of conformity

- EU prohlášení o shodě

	Doc. no.	Version	Language	Download
EU-Konformitätserklärung Declaración UE de conformidad Déclaration UE de conformité Dichiarazione di conformità EU declaration of conformity	2077153	25-02/17	    	 0.3 MB
EU prohlášení o shodě EU-overensstemmelseserklæring Δήλωση συμμόρφωσης της ΕΕ EU-vaatimustenmukaisuusvakuutus EU-típusbizonyítvány EU-conformiteitsverklaring Deklaracja zgodności UE Declaração de Conformidade UE Declarația de conformitate UE EÚ vyhlásenie o zhode	2077153	25-02/17	         	 0.5 MB

## CAD data

CAD data for this item on TraceParts