

**RCI424T30****Weidmüller Interface GmbH & Co. KG**

Klingenbergstraße 26

D-32758 Detmold

Germany

www.weidmueller.com

**Product image**

Similar to illustration

Individual relays within the RIDERSERIES RCI

- 2 CO contacts
- AC coils
- With integrated status LED

**General ordering data**

Version	RIDERSERIES RCI, Relay, Number of contacts: 2, CO contact AgNi, Rated control voltage: 230 V AC, Continuous current: 8 A, Plug-in connection, Test button available: No
Order No.	<a href="#">8870230000</a>
Type	RCI424T30
GTIN (EAN)	4032248613601
Qty.	10 pc(s).

Creation date July 27, 2021 10:32:39 AM CEST

Catalogue status 23.07.2021 / We reserve the right to make technical changes.

## RCI424T30

Weidmüller Interface GmbH &amp; Co. KG

Klingenbergstraße 26

D-32758 Detmold

Germany

www.weidmueller.com

## Technical data

## Dimensions and weights

Depth	25.6 mm	Depth (inches)	1.008 inch
Height	29 mm	Height (inches)	1.142 inch
Width	13 mm	Width (inches)	0.512 inch
Net weight	13.851 g		

## Temperatures

Storage temperature	-40 °C...85 °C	Operating temperature	-40 °C...70 °C
Humidity	40 °C / 93 % rel. humidity, no condensation		

## Probability of failure

B10	65.000 AC15: 250Vac/2.5A
-----	-----------------------------

## Rated data UL

Certificate No. (cURus)	E224238
-------------------------	---------

## Control side

Rated control voltage	230 V AC	Rated current AC	4.4 mA
Power rating	1012 mVA	Pull-in/drop-out voltage, typ.	172.5 V / 34.5 V AC
Coil resistance	32500 Ω ± 15 %	Status indicator	red LED

## Load side

Rated switching voltage	250 V AC	Continuous current	8 A
Max. switching frequency at rated load	0.1 Hz	Min. switching power	1 mA @ 24 V, 10 mA @ 12 V, 100 mA @ 5 V
Inrush current	15 A / 4 s	AC switching capacity (resistive), max.	2000 VA
DC switching capacity (resistive), max.	192 W @ 24 V	Switch-on delay	≤ 10 ms
Switch-off delay	≤ 6 ms	Contact material product selector	non-gold-plated contacts
Contact type	2 CO contact (AgNi)	Mechanical service life	AC coil 5 x 10 <sup>6</sup> switching cycles, DC coil 10 x 10 <sup>6</sup> switching cycles

## General data

Test button available	No	Mechanical switch position indicator	No
Colour	Transparent	UL 94 flammability rating	V-2

## Insulation coordination

Rated voltage	250 V	Pollution severity	2
Surge voltage category	III	Insulating material group	IIIa
Clearance and creepage distances for control side - load side	≥ 8 mm	Dielectric strength for control side - load side	5 kV <sub>eff</sub> / 1 min
Dielectric strength of neighbouring contacts	2.5 kV <sub>eff</sub> / 1 Min.	Dielectric strength of open contact	1 kV <sub>eff</sub> / 1 min
Impulse withstand voltage	5 kV (1.2/50 μs)		

## RCI424T30

Weidmüller Interface GmbH &amp; Co. KG

Klingenbergstraße 26

D-32758 Detmold

Germany

www.weidmueller.com

## Technical data

## Further details of approvals / standards

Standards	IEC 61810-1, UL508	Certificate No. (CSA)	249409-2426937
Certificate No. (VDE)	40018043	Certificate No. (cURus)	E224238

## Connection data

Wire connection method	Plug-in connection	Pitch in mm (P)	5 mm
------------------------	--------------------	-----------------	------

## Classifications

ETIM 6.0	EC001437	ETIM 7.0	EC001437
ETIM 8.0	EC001437	ECLASS 9.0	27-37-16-01
ECLASS 9.1	27-37-16-01	ECLASS 10.0	27-37-16-01
ECLASS 11.0	27-37-16-01		

## Approvals

Approvals



ROHS	Conform
UL File Number Search	E224238

## Downloads

Approval/Certificate/Document of Conformity	<a href="#">EU Konformitätserklärung / EU Declaration of Conformity</a>
Engineering Data	<a href="#">STEP</a>
Engineering Data	<a href="#">EPLAN, WSCAD</a>
Catalogues	<a href="#">Catalogues in PDF-format</a>
Brochures	

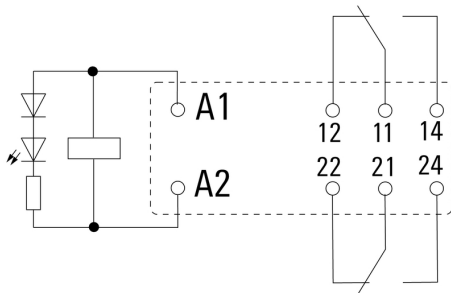
**RCI424T30**

**Weidmüller Interface GmbH & Co. KG**  
 Klingenbergstraße 26  
 D-32758 Detmold  
 Germany

www.weidmueller.com

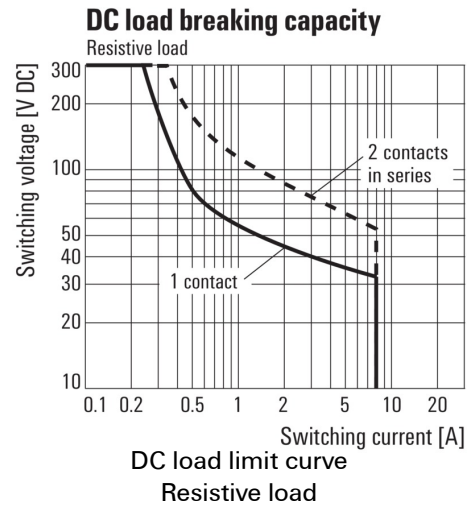
**Drawings**

**Wiring diagram**

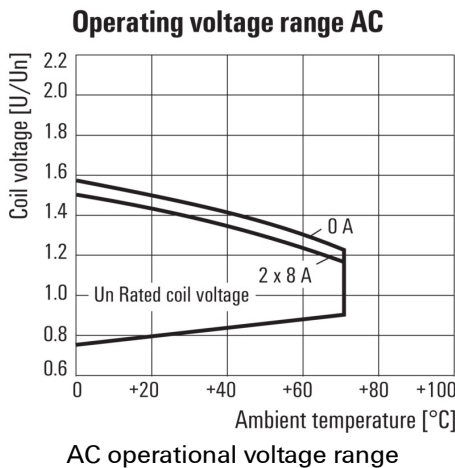


View of Pins from below

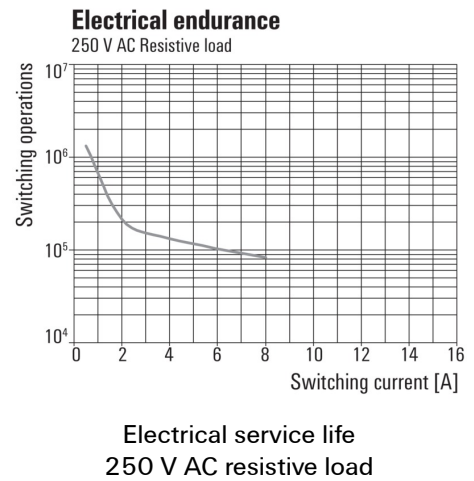
**Graph**



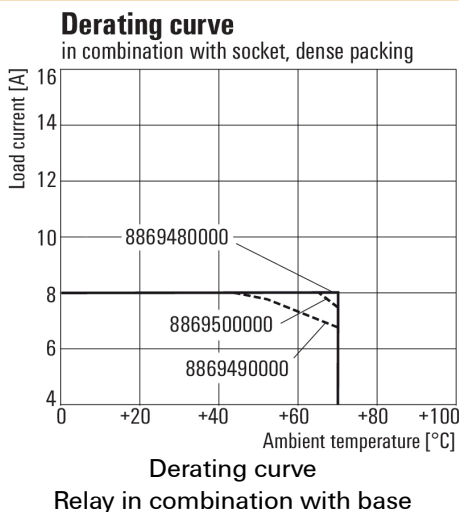
**Graph**



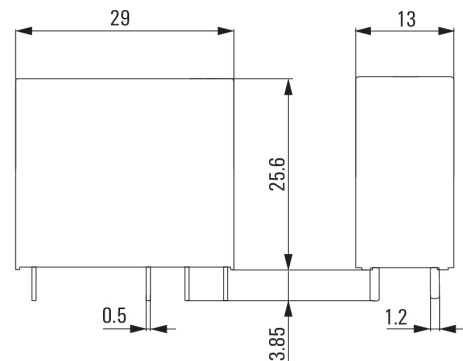
**Graph**



**Graph**



**Dimensional drawing**



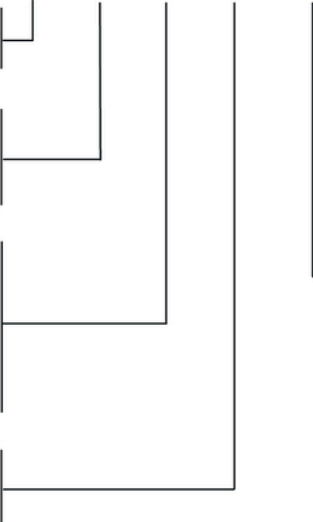
**RCI424T30**

**Weidmüller Interface GmbH & Co. KG**  
 Klingenbergstraße 26  
 D-32758 Detmold  
 Germany

www.weidmueller.com

**Drawings**

**Miscellaneous**

	RCI					
<b>Type</b>						<b>Coil voltage</b>
RIDER Control Industrial						012 12 V DC
<b>Type of construction</b>		024 24 V DC				
3 16 A pinning 5 mm		048 48 V DC				
4 8 A, pinning 5mm		110 110 V DC				
<b>Type of contact</b>		AB2 12 V DC + LED + diode				
1 1 CO without push button		AC4 24 V DC + LED + diode				
2 2 CO without push button		AE8 48 V DC + LED + diode				
7 1 CO with push button		BB0 110 V DC + LED + diode				
8 2 CO with push button		524 24 V AC				
<b>Contact material</b>		615 115 V AC				
4 AgNi 90/10		730 230 V AC				
		R24 24 V AC + LED				
		S15 115 V AC + LED				
		T30 230 V AC + LED				

Type codes