

**2, 4, 5 and 6-Wire eurofast® Receptacles, Front Mount, 1/2-14 NPT Threads**

- Male Receptacles
- NEMA 1, 3, 4, 6P and IEC IP 68 Protection



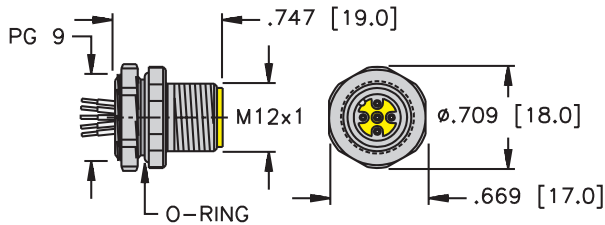
Drawing Number	Part Number	Lead Specs.	Application	Pinout		
<p>FS .. /14.5/NPT</p>	FS 4.2-*/14.5/NPT	UL, CSA 2x22 AWG 105°C 250 VAC/ 300 VDC 4 A	Mates with 2-pin Cordsets	1. N/C 2. N/C 3. BN 4. BU		
	FS 4.22-*/14.5/NPT	UL, CSA 2x22 AWG 105°C 250 VAC/ 300 VDC 4 A	Mates with 2-pin Cordsets	1. BN 2. N/C 3. BU 4. N/C		
	FS 4.4-*/14.5/NPT	UL, CSA 2x22 AWG 105°C 250 VAC/ 300 VDC 4 A	Mates with 4-pin Cordsets	1. BN 2. WH 3. BU 4. BK		
	FS 4.5-*/14.5/NPT	UL, CSA 5x22 AWG 105°C 250 V, 4 A	Mates with 5-pin Cordsets	1. BN 2. WH 3. BU 4. BK 5. GY		
	FS 4.6-*/14.5/NPT	UL, CSA 6x22 AWG 105°C 250 V 4 A	Mates with 6-pin Cordsets	1. BN 2. WH 3. BU 4. BK 5. GY 6. PK		
	FS 6-*/14.5/NPT	UL, CSA 6x24 AWG 105°C 60 VAC/75 VDC 2 A	Mates with 6-pin Cordsets			

See page B109 for dimensional drawings.

\* Length in meters. Standard lead length is 0.5 Meters. Consult factory for other lengths. Standard housing material is nickel plated brass "FS."; "FSV.." indicates 316 stainless steel. To specify PVC jacketed cable, add "/S717" to the end of the part number.

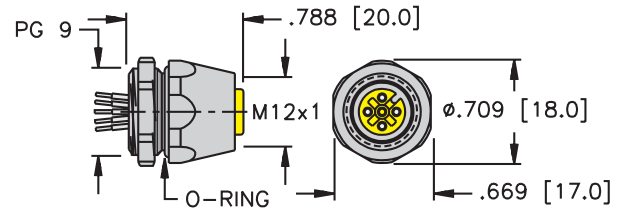
**eurofast® Receptacles**

1



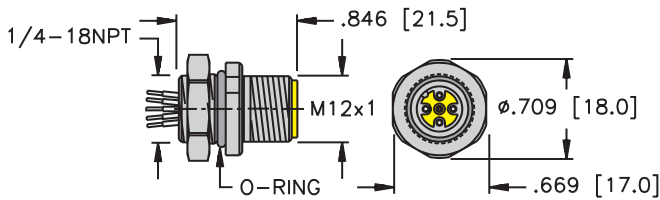
**FS ..\*** Pages B117 - B118

2



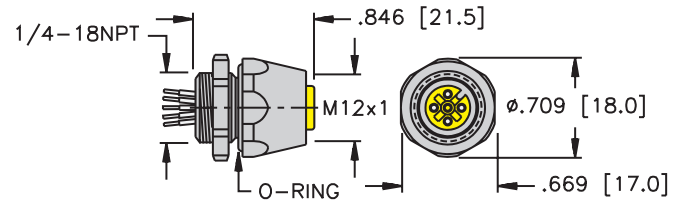
**FK ..\*** Pages B119 - B120

3



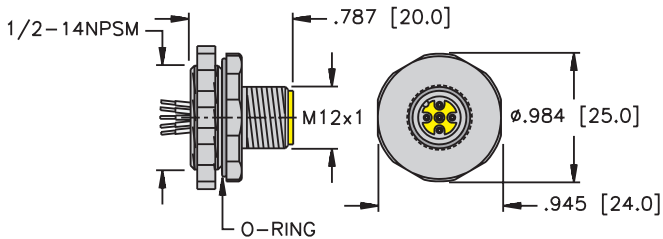
**FS ..18.25** Pages B121 - B122

4



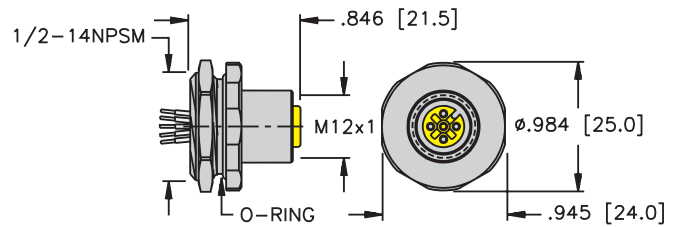
**FK ..\*/18.25** Pages B123 - B124

5



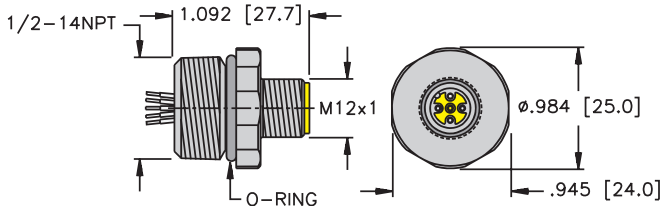
**FS .. 14.5** Pages B125 - B126 & B151

6



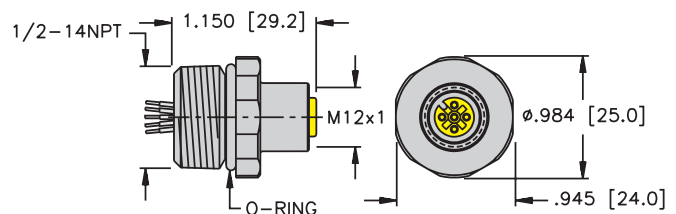
**FK ..14.5** Page B127

7



**FS ..14.5/NPT** Pages B128 - B129

8



**FK .. 14.5/NPT** Page B130