


marking label sheets


for Viking 3 terminal blocks



0395 20




0395 98



0395 05 on Viking 3 terminal blocks

CAB 3[®] marking system

for cables and Viking 3 terminal blocks



Same markers for cable and terminal blocks

Strips of 20 markers
For cables or Viking 3 terminal blocks

Technical information p. 143

Pack	Cat. Nos.	Blank markers
1000	0395 00	Displayed by sheet of 100 pre-cut markers
1000	0395 01	Manual marking with black felt tip pen Cat. No. 0395 98
1000	0395 02	For blocks 5 mm width
		For blocks 6 mm width
		For blocks 8 mm width

Pre-printed markers – numbers

Horizontal format		
Width of 5 mm		
1000	0395 05	From 1 to 10 (10 times)
1000	0395 06	From 11 to 20 (10 times)
1000	0395 09	From 1 to 50 (2 times)
1000	0395 10	From 1 to 100
Width of 6 mm		
1000	0395 15	From 1 to 10 (10 times)
1000	0395 16	From 11 to 20 (10 times)
1000	0395 19	From 1 to 50 (2 times)
1000	0395 20	From 1 to 100
1000	0395 21	From 101 to 200

Black felt tip pen

10	0395 98	Permanent marker
----	---------	------------------

Pack	Cat. Nos.	Markers for cables 1.5 to 2.5 mm ² cross section and terminal blocks
Numbers : black on white background		
240	0381 60	01 to 20
240	0381 61	21 to 40
240	0381 62	41 to 60
240	0381 63	61 to 80

Viking 3 terminal blocks
p. 118-135



CAB 3® marking system

for cables and Viking 3 terminal blocks (continued)



Perfect alignment of markers



0382 12



Terminal blocks with CAB 3 markers and label holders

Technical information p. 143

Pack*	Cat. Nos.		Markers for cables 0-15 to 0-5 mm ² and 0-5 to 1-5 mm ² cross section and terminal blocks	
			On Viking 3 terminal blocks - 4 markers 0-15 to 0-5 mm ² max. - 3 markers 0-15 to 1-5 mm ² max.	
			Digits : international colour code	
1 000	1 200	0381 00	0382 10	0
1 000	1 200	0381 01	0382 11	1
1 000	1 200	0381 02	0382 12	2
1 000	1 200	0381 03	0382 13	3
1 000	1 200	0381 04	0382 14	4
1 000	1 200	0381 05	0382 15	5
1 000	1 200	0381 06	0382 16	6
1 000	1 200	0381 07	0382 17	7
1 000	1 200	0381 08	0382 18	8
1 000	1 200	0381 09	0382 19	9
				Letters : black on yellow background
300	0381 10	0383 00		A
300	0381 11	0383 01		B
300	0381 12	0383 02		C
300	0381 13	0383 03		D
300	0381 14	0383 04		E
300	0381 15	0383 05		F
300	0381 16	0383 06		G
300	0381 17	0383 07		H
300	0381 18	0383 08		I
300	0381 19	0383 09		J
300	0381 20	0383 10		K
300	0381 21	0383 11		L
300	0381 22	0383 12		M
300	0381 23	0383 13		N
300	0381 24	0383 14		O
300	0381 25	0383 15		P
300	0381 26	0383 16		Q
300	0381 27	0383 17		R
300	0381 28	0383 18		S
300	0381 29	0383 19		T
300	0381 30	0383 20		U
300	0381 31	0383 21		V
300	0381 32	0383 22		W
300	0381 33	0383 23		X
300	0381 34	0383 24		Y
300	0381 35	0383 25		Z
				Conventional symbols : black on yellow background
300	0381 40	0382 70		/
300	0381 41	0382 71		•
300	0381 42	0382 72		+
300	0381 43	0382 73		-
300	0381 44	0382 74		~
300		0382 75		≡
300		0382 76		⊕

Pack*	Cat. Nos.		Markers for cables 1-5 to 2-5 mm ² and 4 to 6 mm ² cross section	
			Digits : international colour code	
1 200	800	0382 20	0382 30	0
1 200	800	0382 21	0382 31	1
1 200	800	0382 22	0382 32	2
1 200	800	0382 23	0382 33	3
1 200	800	0382 24	0382 34	4
1 200	800	0382 25	0382 35	5
1 200	800	0382 26	0382 36	6
1 200	800	0382 27	0382 37	7
1 200	800	0382 28	0382 38	8
1 200	800	0382 29	0382 39	9
				Letters : black on yellow background
300	0383 30	0383 60		A
300	0383 31	0383 61		B
300	0383 32	0383 62		C
300	0383 33	0383 63		D
300	0383 34	0383 64		E
300	0383 35	0383 65		F
300	0383 36	0383 66		G
300	0383 37	0383 67		H
300	0383 38	0383 68		I
300	0383 39	0383 69		J
300	0383 40	0383 70		K
300	0383 41	0383 71		L
300	0383 42	0383 72		M
300	0383 43	0383 73		N
300	0383 44	0383 74		O
300	0383 45	0383 75		P
300	0383 46	0383 76		Q
300	0383 47	0383 77		R
300	0383 48	0383 78		S
300	0383 49	0383 79		T
300	0383 50	0383 80		U
300	0383 51	0383 81		V
300	0383 52	0383 82		W
300	0383 53	0383 83		X
300	0383 54	0383 84		Y
300	0383 55	0383 85		Z
				Conventional symbols : black on yellow background
300	0382 80	0382 90		/
300	0382 81	0382 91		•
300	0382 82	0382 92		+
300	0382 83	0382 93		-
300	0382 84	0382 94		~
300	0382 85	0382 95		≡
300	0382 86	0382 96		⊕

1 : Up to 0-5 mm²: strips of 25 markers
From 0-5 mm² to 2-5 mm²: strips of 30 markers
Upper 2-5 mm²: strips of 20 markers

CAB 3 accessories p. 142
Viking 3 terminal blocks p. 118-135



Download the full file at

<http://assets.kempstoncontrols.com/doc/Legrand%20Industrial%20and%20power%20protection%20catalogue.pdf>



KEMPSTON
CONTROLS