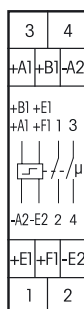


IMPULSE SWITCH WITH POTENTIAL FREE CONTACTS ES12Z-200-UC, ALSO FOR CENTRAL CONTROL



ES12Z-200-UC



2 NO contacts potential free 16 A/250 V AC. Incandescent lamp load up to 2000 W. Standby loss 0.03–0.4 watt only. Central control priorities selectable.

Modular device for DIN-EN 60715 TH35 rail mounting. 1 module = 18 mm wide, 58 mm deep.

State-of-the-art hybrid technology combines advantages of nonwearing electronic control with high capacity of special relays.

Local universal control voltage 8 to 230 V UC.

In addition control inputs 8 to 230 V UC central ON and central OFF, electrically isolated from the local input.

Supply voltage same as the local control voltage. Very low switching noise. Glow lamp current starting at 110 V control voltage up to 50 mA in positions 1 to 3 and 5 to 7 of the rotary switch.

By using a bistable relay coil power loss and heating is avoided even in the on mode.

The switched consumer may not be connected to the mains before the short automatic synchronisation after installation has terminated.

Maximum current across both contacts 16 A for 230 V. Contact position indication with LED. This starts blinking after 15 seconds in case of an inhibited pushbutton, not in position 4+8 of the rotary switch.

With the upper rotary switch this impulse switch can be partly or completely excluded from central control:

ZE+ZA = 'Central ON' and 'Central OFF' are active. You can select a response delay of 0, 1, 2 or 3 seconds for 'Central ON'. **ZE** = Only 'Central ON' is active. You can select a response delay of 0, 1, 2 or 3 seconds. **ZA** = Only 'Central OFF' is active. **ZE+ZA** = No central control is active.

The lower rotary switch sets several priorities. These determine which other control inputs are inhibited as long as another control input is excited permanently.

Furthermore, here it is decided if the switch position should be kept or not after a power failure:

In positions 1 to 4 of the rotary switch the switch position remains unchanged, in positions 5 to 8 it is switched off. Incoming central commands are executed immediately after the powersupply returns.

OFF = Permanent OFF, **ON** = Permanent ON

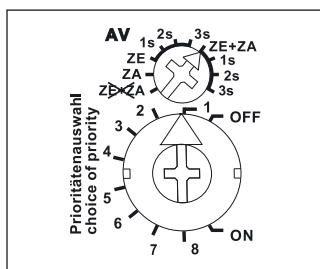
1 and 5 = No priority. Also if central control inputs are excited permanently, it is possible to operate the device by pushing a local push-button. The last central command is executed. This is the setting ex factory.

2 and 6 = Priority for central ON and OFF. Local push-buttons are temporarily inhibited. However, continuous excitation central OFF has priority over continuous excitation central ON.

3 and 7 = Priority for central ON and OFF. Local push-buttons are temporarily inhibited. However, continuous excitation central ON has priority over continuous excitation central OFF.

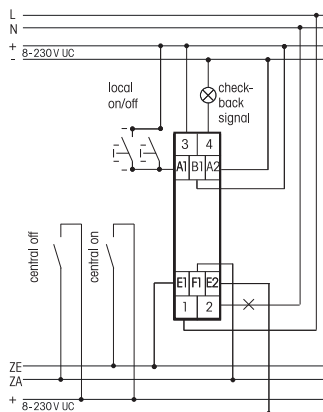
4 and 8 = Priority for permanently excited local push-button. In the meantime central commands are not executed. In these positions a glow lamp current is not permitted.

Function rotary switches



Standard setting ex works.

Typical connection



ES12Z-200-UC	2 NO 16 A	EAN 4010312107690	54,90 €/pc.
--------------	-----------	-------------------	-------------