

## ITEM 110906 CET3-AR-CRA-CH-50X-SG-110906

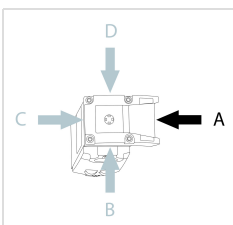
Description	Technical data	Accessories	Downloads
-------------	----------------	-------------	-----------



### Features

- › Safety switch with guard locking and integrated evaluation electronics
- › Locking force up to 6500 N
- › Up to 20 switches in series
- › Short circuit monitoring
- › 2 safety outputs (semiconductor outputs)
- › Up to category 4/PL e according to EN ISO 13849-1
- › With 2 plug connectors M12
- › Multicode
- › Door monitoring output
- › Indication of the door position by LED
- › Approach direction A (default setting on delivery)

### Approach direction



› Figure

Horizontal  
Can be adjusted in 90° steps

---

### Safety switch

The device may be operated only in conjunction with the actuator CET-A-....

**Important:** The actuator must be ordered separately.

---

### Multicode evaluation unit

Every suitable actuator is detected by the switch.

---

### Solenoid operating voltage

› DC 24 V +10% -15%

---

### Guard locking type

**CET3 Closed-circuit current principle**, guard locking by spring force.

Release by applying voltage to the guard locking solenoid. The door position is also monitored. The door monitoring output OUT D is set to HIGH as soon as the actuator is above the extended plunger (state: door closed, guard locking not active). The output OUT D remains set also with guard locking active.

---

### LED function display

**LED State** Status LED  
**LED DIA** Diagnostics LED  
**LED 1 rot** freely configurable  
**LED 2 grün** illuminates when door is closed

---

### Additional connections

**OUT** Monitoring output (semiconductor)  
**OUT D** Door monitoring output  
**RST** Reset input

---

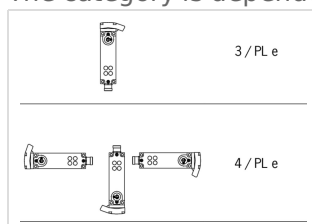
### Category according to EN ISO 13849-1

Due to two redundantly designed semiconductor outputs (safety outputs) with internal monitoring suitable for:

› Category 4/PL e according to EN ISO 13849-1

**Important:** To achieve the stated category in accordance with EN ISO 13849-1, both safety outputs (OA and OB) must be evaluated.

The category is dependent on the installation position of the safety switch:



› Figure

## Approvals



## Mechanical values and environment

Housing material	Slide	Stainless steel
	Safety switch housing	Die-cast aluminum
Weight	Net	1 kg
Ambient temperature	At $U_B = 24V$ DC	-20 ... 55 °C
Degree of protection		IP67 [1]
Resilience to vibration		In acc. with EN IEC 60947-5-2
Mechanical life		$1 \times 10^6$
Installation position		Any [2]
Degree of freedom	Z	$\pm 4$ mm
	Y	$\pm 5$ mm
	X	$\pm 5$ mm
Ready delay		10 s
Switching frequency		max.0,5 Hz
Connection		2 plug connectors M12, 5 and 8-pin
Approach speed		20 m/min
Guard locking principle		Closed-circuit current principle
Locking force $F_{max}$		6500 N
Locking force $F_{Zh}$		5000 N [3]

## Electrical connection ratings

Operating voltage DC	$U_B$	24 V DC -15% ... 15% Reverse polarity protected, regulated, residual ripple < 5%, PELV
	LED	24 V DC -15% ... 10%
Current consumption	$I_B$	80 mA
	$I_{CM}$	480 mA
Utilization category according to EN 60947-5-2	DC-13	24V 200mA [4]
Solenoid operating voltage DC	$U_{CM}$	24 V DC -15% ... +10% Reverse polarity protected, regulated, residual ripple < 5%, PELV

Fusing		
External (operating voltage $U_B$ )		0,25 ... 2 A
External (solenoid operating voltage $U_{CM}$ )		0,5 ... 8 A
Power consumption		
	Solenoid	max.12 W
EMC protection requirements		In acc. with EN IEC 60947-5-3
Solenoid duty cycle		100 %
Degree of contamination (external, according to EN 60947-1)		3
Connection cable		30V DC, 2A [5]
Safety class		
	EN IEC 61140	III
Switching load		
	According to UL	24V DC, class 2 [6]
		<b>Safety outputs OA/OB</b>
Type of output		2 semiconductor outputs, p-switching, short circuit-proof
Switching current		
	Per safety output OA / OB	1 ... 200 mA
Output voltage		
	High $U(OA) / U(OB)$	$U_B - 1,5V \dots U_B$ V DC
	Low $U(OA) / U(OB)$	0 ... 1 V DC
Off-state current $I_r$		max.0,25 mA
Risk time according to EN 60947-5-3		
	Single device	max.400 ms
	Delay per device	5 ms
Switch-on time		400 ms
Discrepancy time		
	Both safety outputs	max.10 ms
		<b>Monitoring output OUT</b>
Type of output		p-switching, short circuit-proof
Switching current		
	OUT	1 ... 50 mA
Output voltage		
	OUT	$0,8 \times U_B \dots U_B$ V DC
Switching delay from state change		max.400 ms
		<b>Monitoring output OUT D</b>
Type of output		p-switching, short circuit-proof
Switching current		
	OUT D	1 ... 50 mA
Output voltage		
	OUT D	$0,8 \times U_B \dots U_B$ V DC
Switching delay from state change		max.700 ms

## Operating distance

Repeat accuracy R According to EN 60947-5-2	10 %
--	------

### Miscellaneous

For the approval according to UL the following applies	Operation only with UL class 2 power supply, or equivalent measures see operating instructions
--	--

### Reliability values according to EN ISO 13849-1

		Monitoring of guard locking and the safety guard position
Category		
	Head upward	3
	Head downward or horizontal	4
Performance Level		PL e
PFH <sub>D</sub>		
	Head upward	$4.29 \times 10^{-8}$
	Head downward or horizontal	$3.1 \times 10^{-9}$
		Control of the guard locking
Category		Depending on external control of guard locking [7]
Performance Level		Depending on external control of guard locking [8]
PFH <sub>D</sub>		Depending on external control of guard locking [9]
<hr/>		
Mission time		20 y

[1] Screwed tight plug connector/mating component

[2] Preferably head downward

[3]  $FZH = FMAX/1.3$

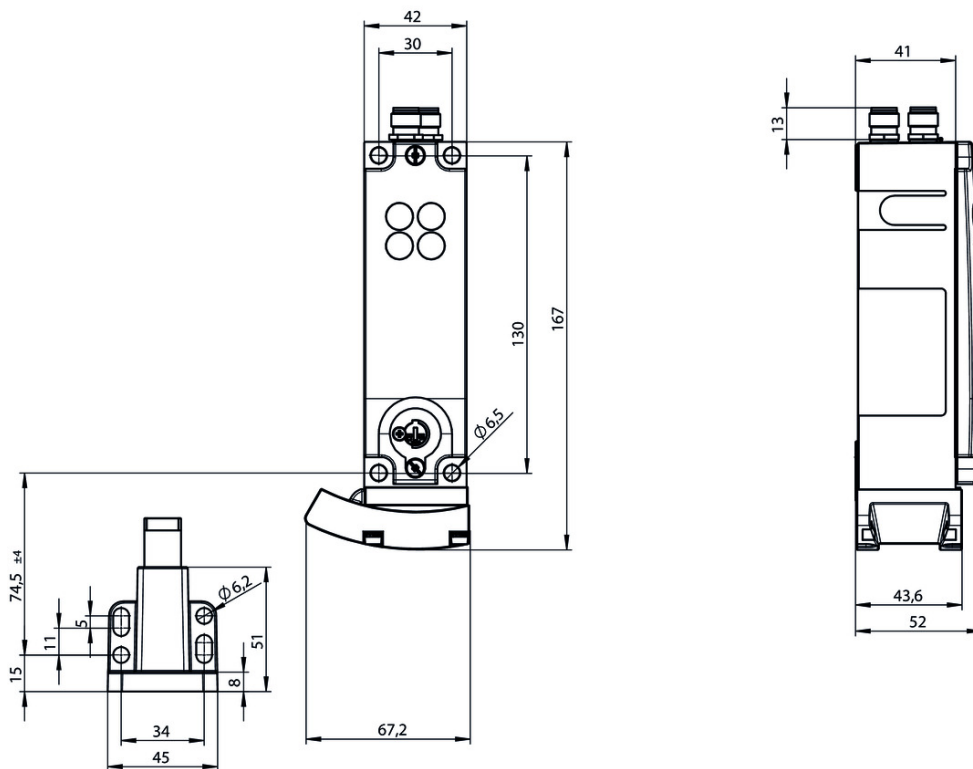
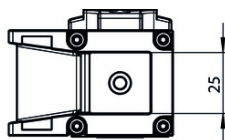
[4] Caution: outputs must be protected with a free-wheeling diode in case of inductive loads

[5] For UL requirement UL category code (CYJV/CYJV7)

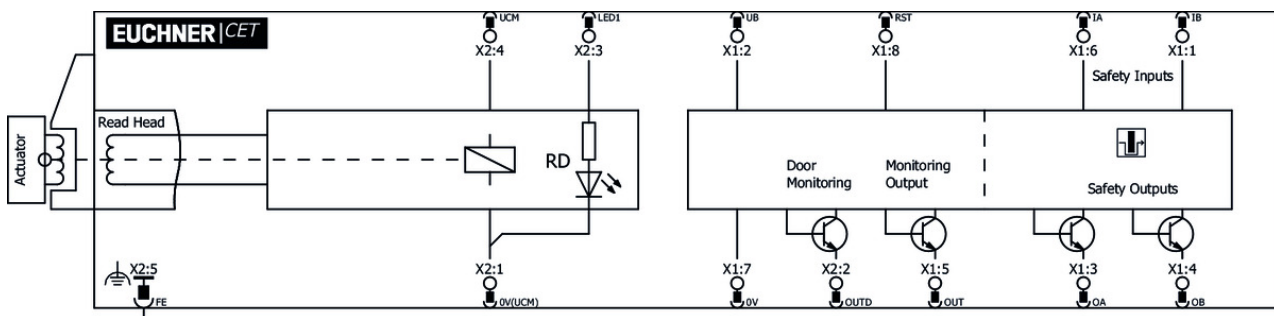
[6] For alternatives see operating instructions

[7, 8, 9] LEDs have the same ground potential as the guard locking solenoid.

## Dimension drawing



## Block diagram



## Connection material

✓ M12 extension PUR 5-pin, plug connectors at both ends, 10m



**115565** C-M12F05-05X025PU10,0-M12M05-115565

✓ Features

- › M12 female plug, 5-pin (angled) to M12 plug connector (straight)
- › Connectors at both ends

- › PUR cable
- › Cable length 10 m
- › With cable exit A (right)



**115566** C-M12F05-05X025PU10,0-M12M05-115566

▣ Features

- › M12 female plug, 5-pin (angled) to M12 plug connector (straight)
- › Connectors at both ends
- › PUR cable
- › Cable length 10 m
- › With cable exit C (left)

▣ Connection cable with angled plug connector M12, 8-pin, 10m



**113188** C-M12F08-08X025PU10,0-MA-113188

▣ Features

- › M12 female plug, 8-pin
- › Angled plug connector
- › Cable outlet A (right)
- › PUR cable
- › Cable length 10 m
- › With flying lead



**113189** C-M12F08-08X025PU10,0-MA-113189

▣ Features

- › M12 female plug, 8-pin
- › Angled plug connector
- › Cable outlet C (left)
- › PUR cable
- › Cable length 10 m
- › With flying lead

▣ Connection cable with plug connector M12, 5-pin, 10m



**100184** C-M12F05-05X034PV10,0-MA-100184

▣ Features

- › M12 female plug, 5-pin
- › Straight plug connector
- › PVC cable
- › Cable length 10 m
- › With flying lead

▣ Connection cable with plug connector M12, 5-pin, 20m



**100185** C-M12F05-05X034PV20,0-MA-100185

▣ Features

- › M12 female plug, 5-pin
- › Straight plug connector
- › PVC cable
- › Cable length 20 m
- › With flying lead

▼ Connection cable with angled plug connector M12, 5-pin, 10m



**113187** C-M12F05-05X025PU10,0-MA-113187

▼ Features

- › M12 female plug, 5-pin
  - › Angled plug connector
  - › PUR cable
  - › Cable length 10 m
  - › Cable exit A (right)
  - › With flying lead
- 



**113190** C-M12F05-05X025PU10,0-MA-113190

▼ Features

- › M12 female plug, 5-pin
  - › Angled plug connector
  - › PUR cable
  - › Cable length 10 m
  - › Cable exit C (left)
  - › With flying lead
- 

▼ Connection cable with plug connector M12, 5-pin, 5m



**100183** C-M12F05-05X034PV05,0-MA-100183

▼ Features

- › M12 female plug, 5-pin
  - › Straight plug connector
  - › PVC cable
  - › Cable length 5 m
  - › With flying lead
- 

▼ Connection cable with 2 plug connectors M12, 5-pin, 10m



**100181** C-M12F05-05X034PV10,0-M12M05-100181

▼ Features

- › M12 female plug to M12 plug connector, 5-pin
  - › Straight female plug and plug connector
  - › PVC cable
  - › Cable length 10 m
- 



**119947** C-M12F05-05X034PU10,0-M12M05-119947

▼ Features

- › M12 female plug to M12 plug connector, 5-pin
  - › Straight female plug and plug connector
  - › PUR cable
  - › Cable length 10 m
- 

▼ Connection cable with plug connector M12, 8-pin, 5m



**100177** C-M12F08-08X025PV05,0-MA-100177

▼ Features

- › M12 female plug, 8-pin
- › Straight plug connector



- › PVC cable
- › Cable length 5 m
- › With flying lead



**115112** C-M12F08-08X025PU05,0-MA-115112

✓ Features

- › M12 female plug, 8-pin
- › Straight plug connector
- › PUR cable
- › Cable length 5 m
- › With flying lead

✓ Connection cable with plug connector M12, 8-pin, 10m



**100178** C-M12F08-08X025PV10,0-MA-100178

✓ Features

- › M12 female plug, 8-pin
- › Straight plug connector
- › PVC cable
- › Cable length 10 m
- › With flying lead



**115113** C-M12F08-08X025PU10,0-MA-115113

✓ Features

- › M12 female plug, 8-pin
- › Straight plug connector
- › PUR cable
- › Cable length 10 m
- › With flying lead

✓ Connection cable with plug connector M12, 8-pin, 20m



**100179** C-M12F08-08X025PV20,0-MA-100179

✓ Features

- › M12 female plug, 8-pin
- › Straight plug connector
- › PVC cable
- › Cable length 20 m
- › With flying lead



**115114** C-M12F08-08X025PU20,0-MA-115114

✓ Features

- › M12 female plug, 8-pin
- › Straight plug connector
- › PUR cable
- › Cable length 20 m
- › With flying lead

✓ Connection cable with 2 plug connectors M12, 5-pin, 5m



**100180** C-M12F05-05X034PV05,0-M12M05-100180

✓ Features

- › M12 female plug to M12 plug connector, 5-pin
- › Straight female plug and plug connector
- › PVC cable
- › Cable length 5 m



**119932** C-M12F05-05X034PU05,0-M12M05-119932

✓ Features

- › M12 female plug to M12 plug connector, 5-pin
- › Straight female plug and plug connector
- › PUR cable
- › Cable length 5 m

✓ Connection cable with 2 plug connectors M12, 5-pin, 20m



**100182** C-M12F05-05X034PV20,0-M12M05-100182

✓ Features

- › M12 female plug to M12 plug connector, 5-pin
- › Straight female plug and plug connector
- › PVC cable
- › Cable length 20 m



**119971** C-M12F05-05X034PU20,0-M12M05-119971

✓ Features

- › M12 female plug to M12 plug connector, 5-pin
- › Straight female plug and plug connector
- › PUR cable
- › Cable length 20 m

✓ Y-distributor M12 with connection cable



**112395** Y-VERTEILER M12 MIT 1M KABEL

✓ Features

- › Y-distributor M12 with connection cable, 2 x 5-pin, 1 x 8-pin
- › Straight plug connector
- › PVC cable
- › Cable length 1 m



**111696** Y-VERTEILER M12 MIT ANSCHLUSSKABEL

✓ Features

- › Y-distributor M12 with connection cable, 2 x 5-pin, 1 x 8-pin
- › Straight plug connector
- › PVC cable
- › Cable length 0.2 m

✓ Y-distributor M12



**097627** Y-VERTEILER M12

✓ Features

- › Y-distributor M12, 2 x 5-pin, 1 x 8-pin
- › Straight plug connector

▼ Bridging plug M12



**097645** BRUECKEN-STECKER

▼ Features

- › Bridging plug
  - › M12 male plug, 4-pin
- 

▼ Connection cable with plug connector M12, 8-pin, 30m



**115257** C-M12F08-08X025PU30,0-MA-115257

▼ Features

- › M12 female plug, 8-pin
  - › Straight plug connector
  - › PUR cable
  - › Cable length 30 m
  - › With flying lead
- 



**115116** C-M12F08-08X025PV30,0-MA-115116

▼ Features

- › M12 female plug, 8-pin
  - › Straight plug connector
  - › PVC cable
  - › Cable length 30 m
  - › With flying lead
- 

▼ Passive distribution module



**120861** AC-DP-04-SA-120861

▼ Features

- › Connection of up to 4 CES-AR, CET-AR, CTP-AR and ESL-AR
  - › LEDs for the indication of the door position on each port
  - › Can be connected in series
- 

▼ Connection cable with angled plug connector M12, 8-pin, 20m



**120998** C-M12F08-08X025PU20,0-MA-120998

▼ Features

- › M12 female plug, 8-pin
  - › Angled plug connector
  - › Cable outlet A (right)
  - › PUR cable
  - › Cable length 20 m
  - › With flying lead
- 



**120999** C-M12F08-08X025PU20,0-MA-120999

▼ Features

- › M12 female plug, 8-pin
- › Angled plug connector
- › Cable outlet C (left)
- › PUR cable
- › Cable length 20 m
- › With flying lead

- 
- ▼ Connection cable with straight plug connector M12, 5-pin, 30 m



**122784** C-M12F05-05X034PU30,0-MA-122784

▼ Features

- › M12 female plug, 5-pin
- › Straight plug connector
- › PUR cable
- › Cable length 30 m
- › With flying lead

- 
- ▼ Connection cable with straight plug connector M12, 5-pin, 20 m



**113682** C-M12F05-05X034PU20,0-MA-113682

▼ Features

- › M12 female plug, 5-pin
- › Straight plug connector
- › PUR cable
- › Cable length 20 m
- › With flying lead

- 
- ▼ Connection cable with straight plug connector M12, 5-pin, 10m



**113640** C-M12F05-05X034PU10,0-MA-113640

▼ Features

- › M12 female plug, 5-pin
- › Straight plug connector
- › PUR cable
- › Cable length 10 m
- › With flying lead

- 
- ▼ Connection cable with straight plug connector M12, 5-pin, 5m



**113620** C-M12F05-05X034PU05,0-MA-113620

▼ Features

- › M12 female plug, 5-pin
- › Straight plug connector
- › PUR cable
- › Cable length 5 m
- › With flying lead

- 
- ▼ Connection cable with 2 plug connectors M12, 1m



**123430** C-M12M08-08X025PV01,0-M12F08-123430

▼ Features

- › 8-pin M12 male plug, straight
- › 8-pin M12 female connector, straight
- › PVC cable
- › Cable length 1m

- 
- ▼ Connection cable with 2 plug connectors M12, 2m



**123431** C-M12M08-08X025PV02,0-M12F08-123431

✓ Features

- › 8-pin M12 male plug, straight
  - › 8-pin M12 female connector, straight
  - › PVC cable
  - › Cable length 2m
- 

✓ Connection cable with 2 plug connectors M12, 5m



**123432** C-M12M08-08X025PV05,0-M12F08-123432

✓ Features

- › 8-pin M12 male plug, straight
  - › 8-pin M12 female connector, straight
  - › PVC cable
  - › Cable length 5m
- 

✓ Connection cable with 2 plug connectors M12, 10m



**123433** C-M12M08-08X025PV10,0-M12F08-123433

✓ Features

- › 8-pin M12 male plug, straight
  - › 8-pin M12 female connector, straight
  - › PVC cable
  - › Cable length 10m
- 

## Actuator

---

✓ Actuator CET-A-BWK-50X



**096327** CET-A-BWK-50X

✓ Features

- › Actuator for read head/safety switch CET
  - › Four safety screws M5x16 included
- 

## Bolt

---

✓ Bolt CET-A-C



**104309** RIEGEL CET-A-C

✓ Features

- › Steel bolt
  - › In combination with CET
  - › For left or right hinged doors
  - › Can be locked in open position with padlocks
- 



**109672** RIEGEL CET-A-C-C2308

✓ Features

- › Steel bolt
- › In combination with CET

- › For left or right hinged doors
  - › Can be locked in open position with padlocks
  - › Bolt without door stop, suitable for swing doors
- 

## Function expansion

---

### ✓ Mechanical key release for CET read head/switch



#### **098850** SCHLUESSEL-HILFSENTRIEGELUNG

##### ✓ Features

- › Identical locking
  - › Key removable in “unlocked” and “locked” positions
- 

### ✓ Emergency unlocking for CET



#### **103714** NOTENTSPERRUNG CET

---

### ✓ Cover for read head and actuator CET



#### **098808** CET ABDECKUNG RECHTS

##### ✓ Features

- › Cover for read heads / safety switches CET and actuators CET
  - › For approach direction A
- 



#### **098807** CET ABDECKUNG LINKS

##### ✓ Features

- › Cover for read heads / safety switches CET and actuators CET
  - › For approach direction C
- 

### ✓ Double ramp for safety switch/read head CET



#### **114091** CET-DR

---

### ✓ Cover for actuator CET



#### **124979** AM-C-124979

##### ✓ Features

- › Cover for actuator CET
  - › Horizontal and vertical fastening option on the actuator
  - › Mounting using 4 screws M5x16 (included with the actuator)
  - › Not suitable in combination with lockout bar for actuator CET
- 

### ✓ Lockout mechanism for CET actuator



#### **122609** AE-L-CET-122609

##### ✓ Features

- › Prevents unintentional closing of the door

- › Can be secured with padlocks
- › Not suitable in combination with cover AM-C for actuator CET



#### **156429** AE-L-CET-156429

##### ✓ Features

- › Prevents unintentional closing of the door
- › Can be secured with padlocks
- › Not suitable in combination with cover AM-C for actuator CET

#### ✓ Holder for lockout mechanism CET actuator



#### **156338** Y-CHN-A1-156338

##### ✓ Features

- › Holder (incl. wire rope) for lockout mechanism CET
- › Not suitable in combination with cover AM-C for actuator CET

#### ✓ Lockout bar and holder for CET actuators



#### **155865** AE-SET-LCHN-A1-155865

##### ✓ Features

- › Prevents unintentional closing of the door
- › Can be secured with padlocks
- › Not suitable in combination with cover AM-C for actuator CET

## Mounting accessories

#### ✓ Mounting plate EMP-L... for CET read head/switches



#### **106695** EMP-L-CET

##### ✓ Features

- › Mounting plate for CET read heads/switches
- › For hinged or sliding doors
- › Suitable for aluminum profiles 40 ... 45 mm
- › Horizontal and vertical mounting
- › Suitable for CET with escape release

#### ✓ Mounting plate EM-P switch for safety switch CET



#### **126399** AM-P-126399

##### ✓ Features

- › Mounting plate for CET read heads/switches
- › Direct mounting on aluminum profiles of width 30/40/50 mm
- › Suitable for the mounting plates AM-P-126400 and AM-P-126398

#### ✓ Mounting plate EM-P actuator for safety switch CET



#### **126400** AM-P-126400

##### ✓ Features

- › Mounting plate for CET actuator
- › Suitable for mounting on aluminum profiles of width 30/40/50 mm

› Suitable for the mounting plates AM-P-126399 and AM-P-126398

▼ Mounting plate EM-P handle for safety switch CET



**126398** AM-P-126398

▼ Features

- › Mounting plate with handle (handle included)
- › For hinged or sliding doors
- › Horizontal and vertical assembly circuits possible
- › Suitable for aluminum profiles of width 30/40/50 mm
- › Suitable for the CET mounting plates AM-P-126399 and AM-P-126400

▼ Mounting plate EMP-B-... for actuator CET



**106694** EMP-B-CET

▼ Features

- › Mounting plate for actuator CET for hinged or sliding doors
- › Suitable for aluminum profiles 40 ... 45 mm
- › Horizontal and vertical mounting
- › Made of aluminum

## Instructions

▼ Operating Instructions Transponder-Coded Safety Switch With Guard Locking CET.-AR-... (Unicode/Multicode)

	Doc. no.	Version	Language	Download
Betriebsanleitung Transpondercodierter Sicherheitsschalter mit Zuhaltung CET.-AR-... (Uni-/Multicode)	110788	11-05/16		3.8 MB
Operating Instructions Transponder-Coded Safety Switch With Guard Locking CET.-AR-... (Unicode/Multicode)	110788	11-05/16		3.8 MB
Mode d'emploi Interrupteur de sécurité à codage par transpondeur avec interverrouillage CET.-AR-... (uni-/multicode)	110788	11-05/16		3.8 MB
Manual de instrucciones Interruptor de seguridad con codificación por transponder con bloqueo CET.-AR-... (Unicode/Multicode)	110788	11-05/16		3.8 MB
Istruzioni di impiego Finecorsa di sicurezza con codifica a transponder con meccanismo di ritenuta CET.-AR-... (Unicode/Multicode)	110788	11-05/16		3.8 MB
Návod k použití Bezpečnostní spínač s kódovaným transpondérem a jištěním ochranného krytu CET.-AR-... (Unicode/Multicode)	110788	11-05/16		4.5 MB
操作指示書トランスポンダー型コード化安全スイッチ CET.-AR-... (ユニコード/マルチコード)	110788	11-05/16		5.0 MB



Инструкция по эксплуатации Транспондерный предохранительный выключатель с защитной блокировкой CET.-AR-... (Uni-/Multicode)	110788	11-05/16		4.6 MB
İşletim kılavuzu Kapalı tutmalı CET.-AR-... (Uni-/Multicode)	110788	11-05/16		4.5 MB
使用说明书应答机编码安全开关 CET.-AR-... (特殊/通用编码)	110788	11-05/16		4.2 MB

#### ▼ Safety Information CET (-AR/-AP)

	Doc. no.	Version	Language	Download
Sicherheitsinformation CET (-AR/-AP)	105517	14-01/17		0.7 MB
Safety Information CET (-AR/-AP)				
Información de seguridad CET (-AR/-AP)				
Information de sécurité CET (-AR/-AP)				
Informazioni sulla sicurezza CET (-AR/-AP)				
Bezpečnostní informace CET (-AR/-AP)	105517	14-01/17		0.2 MB
Informação de segurança CET (-AR/-AP)	105517	14-01/17		0.2 MB
Güvenlik bilgisi CET (-AR/-AP)	105517	14-01/17		0.3 MB
安全情報 CET (-AR/-AP)	105517	14-01/17		0.6 MB
Информация о безопасности CET (-AR/-AP)	105517	14-01/17		0.3 MB
安全信息 CET (-AR/-AP)	105517	14-01/17		0.3 MB

## Catalogs

#### ▼ Transponder-coded safety switches - Interlocking devices and guard locking devices

	Doc. no.	Version	Language	Download
Transpondercodierte Sicherheitsschalter - Verriegelungseinrichtungen und Zuhaltungen	127594	01-09/16		5.1 MB
Transponder-coded safety switches - Interlocking devices and guard locking devices	127595	01-09/16		5.0 MB
Interrupteurs de sécurité à codage par transpondeur - Dispositifs de verrouillage et interverrouillages	137558	01-09/16		5.0 MB
Interruptores de seguridad con codificación por transponder - Dispositivos de enclavamiento y bloqueos	137560	01-09/16		5.0 MB

## Application example





#### ▼ Connection of CET3-AR to PNOZ Multi

	Doc. no.	Version	Language	Download
Anschluss CET3-AR an PNOZ Multi	AP000165	05-03/16		0.3 MB
Connection of CET3-AR to PNOZ Multi	AP000165	05-03/16		0.4 MB





#### ▼ Connection of CET3-AR to Pilz PDP67

	Doc. no.	Version	Language	Download
Anschluss CET3-AR an Pilz PDP67	AP000139	07-03/16		0.4 MB
Connection of CET3-AR to Pilz PDP67	AP000139	07-03/16		0.4 MB





▼ Connection of CET3-AR to Safety Relay ESM-BA..1

	Doc. no.	Version	Language	Download
Anschluss CET3-AR an Sicherheitsrelais ESM-BA..1	AP000109	06-03/16		 0.2 MB
Connection of CET3-AR to Safety Relay ESM-BA..1	AP000109	06-03/16		 0.3 MB





▼ Connection of CET3-AR to Siemens ET 200S

	Doc. no.	Version	Language	Download
Anschluss CET3-AR an Siemens ET 200S	AP000100	05-03/16		 0.3 MB
Connection of CET3-AR to Siemens ET 200S	AP000100	05-03/16		 0.4 MB

▼ Connection of CET3-AR to safety relay PNOZ s4.1







	Doc. no.	Version	Language	Download
Anschluss CET3-AR an Sicherheits-Schaltgerät PNOZ s4.1	AP000110	05-03/16		 0.2 MB
Connection of CET3-AR to safety relay PNOZ s4.1	AP000110	05-03/16		 0.3 MB

▼ Connection of serial wired CET3-AR to Safety Relay ESM-BA..1

	Doc. no.	Version	Language	Download
Anschluss CET3-AR in Reihe an Sicherheitsrelais ESM-BA..1	AP000111	06-03/16		 0.3 MB
Connection of serial wired CET3-AR to Safety Relay ESM-BA..1	AP000111	06-03/16		 0.4 MB

## Declaration of conformity

▼ EU declaration of conformity

	Doc. no.	Version	Language	Download
EU-Konformitätserklärung	2110802	10-01/17		 0.3 MB
EU declaration of conformity				
Declaración UE de conformidad				
Déclaration UE de conformité				
Dichiarazione di conformità				

## CAD data

CAD data for this item on TraceParts