

Ex-plugs and receptacles 10 A 21-pole up to 250 V

1



Wall socket



Plug

Technical data

Ex-plugs and receptacles, 21-pole

Marking accd. to 2014/34/EU	⊕ II 2 G Ex e II T6
EC-Type Examination Certificate	PTB 00 ATEX 1109
Permissible ambient temperature	-20 °C to + 40 °C
Rated voltage	250 V AC
Rated current	10 A
Frequency	up to 400 Hz
External back up fuse	without therm. protection: 10 A with therm. protection: 16 A gG (rated current 10 A set to)
Protection class	I
Degree of protection accd. to EN 60529	IP65
Enclosure colour	black

Wall socket

Cable entry/enclosure drilling	1 x M40 cable gland, 1 x M32 metal thread with plastic Ex-screw plug
Connecting terminals	1 x 1.0 - 2.5 mm ²
Enclosure material	glass-fibre reinforced polyester

Plug

Cable entry	Ø 19 - 28 mm
Connecting terminals	1 x 1.0 - 2.5 mm ² crimp or solder connection ¹⁾
Enclosure material	Polyamide

¹⁾ Please use appropriate crimp tool

Details for used cable glands see pages 2.3.ff



Plug



Wall socket

Ordering details

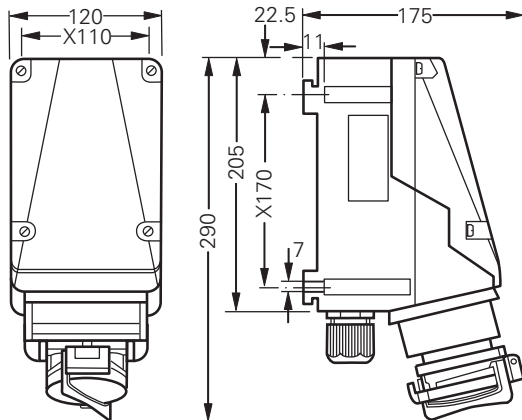
Type	h	Cable gland	Weight	Order No.
Type 10 A 21-pole				
Wall socket	5 h	KU	1.8 kg	GHG 511 4905 R0001
Wall socket	5 h	ME	1.9 kg	GHG 511 4905 R3001
Plug	5 h		0.7 kg	GHG 591 2201 R0001
Wall socket	6 h	KU	1.8 kg	GHG 511 4906 R0001
Wall socket	6 h	ME	1.9 kg	GHG 511 4906 R3001
Plug	6 h		0.7 kg	GHG 591 2201 R0002
Wall socket	7 h	KU	1.8 kg	GHG 511 4907 R0001
Wall socket	7 h	ME	1.9 kg	GHG 511 4907 R3001
Plug	7 h		0.7 kg	GHG 591 2201 R0003

Type	Application	Fixing method	Order No.
Accessories			
Plug cap 21-pole			GHG 530 1935 R0008
Mounting plate size 5	for wall mounting	snap on	GHG 610 1953 R0128
Mounting plate size 5	for trellis mounting	snap on	GHG 610 1953 R0128
Mounting plate size 5	for pipe clamp	snap on	GHG 610 1953 R0132
Socket bushes 1 set = 7 pcs.			GHG 590 1301 R0102
Plug pins 1 set = 7 pcs.			GHG 590 1302 R0102
Ex-crimping tool for sockets and pins			GHG 590 1902 R0001
Dismanteling tool for sockets and pins			GHG 590 1903 R0001

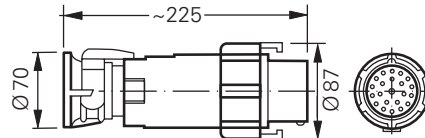
KU = 1 x plastic cable glands M40

ME = 1 x metal thread M32 with plastic Ex-screw plug

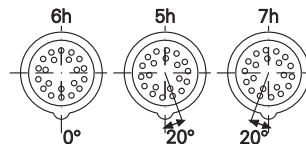
Dimension drawing | Wiring diagram



Wall socket 21-pole



Plug 21-pole



X = fixing dimensions