



CSM-WN1124P

CSM

COLOR SENSORS

SICK
Sensor Intelligence.



Illustration may differ



Ordering information

Type	Part no.
CSM-WN1124P	1082174

Other models and accessories → www.sick.com/CSM

Detailed technical data

Features

Dimensions (W x H x D)	12 mm x 31.5 mm x 21 mm
Sensing distance	12.5 mm
Sensing distance tolerance	± 3 mm
Housing design (light emission)	Rectangular
Light source	LED, RGB ¹⁾
Wave length	640 nm, 525 nm, 470 nm
Light spot size	1.5 mm x 6.5 mm
Light spot direction	Vertical
Adjustment	Teach-in button
Teach-in mode	Static 1-point teach-in

¹⁾ Average service life: 100,000 h at T_J = +25 °C.

Mechanics/electronics

Supply voltage	12 V DC ... 24 V DC ¹⁾
Ripple	< 5 V _{pp} ²⁾
Current consumption	< 50 mA ³⁾
Switching frequency	1.7 kHz ⁴⁾
Response time	300 μs ⁵⁾
Jitter	150 μs
Switching output	NPN

¹⁾ Limit values: DC 12 V (-10 %) ... DC 24 V (+20 %). Operation in short-circuit protected network max. 8 A.

²⁾ May not exceed or fall below U_v tolerances.

³⁾ Without load.

⁴⁾ With light/dark ratio 1:1.

⁵⁾ Signal transit time with resistive load.

⁶⁾ At supply voltage > 24 V, I_{max} = 50 mA. I_{max} is consumption count of all Q_N.

Switching output (voltage)	NPN: HIGH = approx. U_V / LOW ≤ 2 V
Switching mode	Light/dark switching
Output (channel)	1 color
Output current I_{max}	< 100 mA ⁶⁾
Input, teach-in (ET)	NPN: Teach: $U < 2$ V Run: $U = 10$ V ... < U_V or open
Connection type	Cable open end, 4-wire, 2 m
Cable diameter	\varnothing 3.4 mm
Protection class	III
Circuit protection	U_V connections, reverse polarity protected Output Q short-circuit protected Interference pulse suppression
Enclosure rating	IP67
Weight	Approx. 25 g
Housing material	Plastic, ABS
Optics material	Plastic, PMMA

¹⁾ Limit values: DC 12 V (-10 %) ... DC 24 V (+20 %). Operation in short-circuit protected network max. 8 A.

²⁾ May not exceed or fall below U_V tolerances.

³⁾ Without load.

⁴⁾ With light/dark ratio 1:1.

⁵⁾ Signal transit time with resistive load.

⁶⁾ At supply voltage > 24 V, $I_{max} = 50$ mA. I_{max} is consumption count of all Q_n .

Ambient data

Ambient operating temperature	-10 °C ... +55 °C
Ambient temperature, storage	-20 °C ... +75 °C
Shock load	According to IEC 60068
UL File No.	NRKH.E348498 & NRKH7.E348498

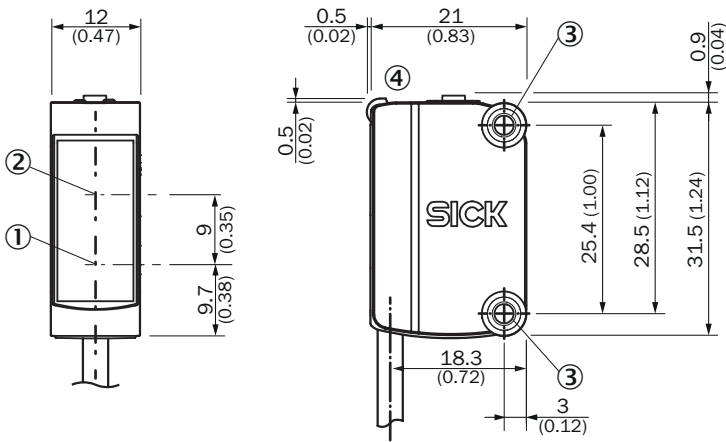
Classifications

ECl@ss 5.0	27270907
ECl@ss 5.1.4	27270907
ECl@ss 6.0	27270907
ECl@ss 6.2	27270907
ECl@ss 7.0	27270907
ECl@ss 8.0	27270907
ECl@ss 8.1	27270907
ECl@ss 9.0	27270907
ECl@ss 10.0	27270907
ECl@ss 11.0	27270907
ETIM 5.0	EC001817
ETIM 6.0	EC001817
ETIM 7.0	EC001817
ETIM 8.0	EC001817
UNSPSC 16.0901	39121528

Connection/pin assignment

Connection type	Cable open end, 4-wire, 2 m
Connection type Detail	
Cable material	PVC
Conductor cross-section	0.15 mm ²
Pin assignment	
BN 1	+ (L+)
WH 2	ET
BU 3	- (M)
BK 4	Q

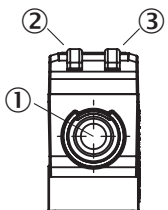
Dimensional drawing (Dimensions in mm (inch))



- ① Center of optical axis, sender
- ② Center of optical axis, receiver
- ③ Mounting holes M3
- ④ Display and adjustment elements

Adjustments

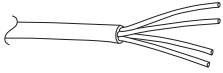
Display and adjustment elements



- ① Teach-in button
- ② LED yellow
- ③ LED green

Connection type

Connection type, see table: **Connection/pin assignment**

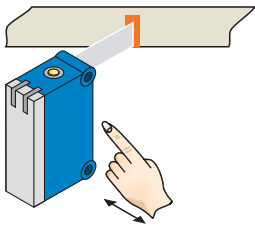


Cable open end, 4-wire, AWG26 0.15 mm²

Concept of operation

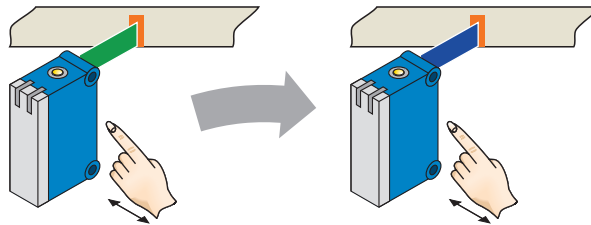
Setting the switching threshold

1. Trigger teach-in



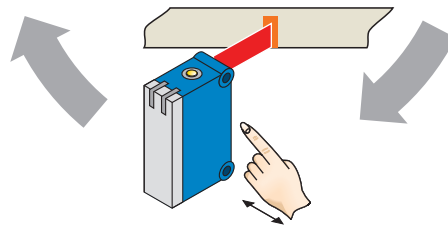
Position object in light field.
Press teach-in button > 1 s.

2. Select color tolerance



Press teach-in button when
transmitted light is green
= **tolerance medium**
(standard setting).

Press teach-in button when
transmitted light is blue
= **tolerance precise.**

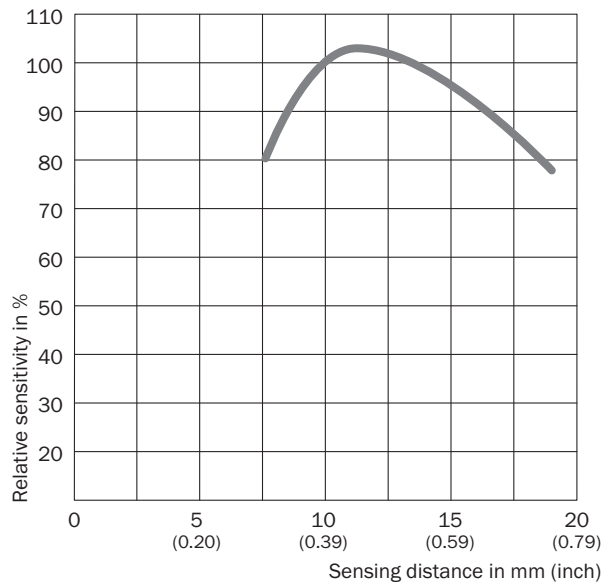


Press teach-in button when
transmitted light is red
= **tolerance coarse.**

Teach-in can also be performed using an external control signal (only dynamic teach-in).



Keylock activation and deactivation: hold down teach-in button > 30 s.

Sensing distance



Recommended accessories

Other models and accessories → www.sick.com/CSM

	Brief description	Type	Part no.
Mounting brackets and plates			
	Stainless steel (1.4301)	BEF-WN-G6	2062909
Plug connectors and cables			
	Head A: male connector, M8, 4-pin, straight Head B: - Cable: unshielded	STE-0804-G	6037323
	Head A: male connector, M12, 4-pin, straight Head B: - Cable: unshielded	STE-1204-G	6009932

SICK AT A GLANCE

SICK is one of the leading manufacturers of intelligent sensors and sensor solutions for industrial applications. A unique range of products and services creates the perfect basis for controlling processes securely and efficiently, protecting individuals from accidents and preventing damage to the environment.

We have extensive experience in a wide range of industries and understand their processes and requirements. With intelligent sensors, we can deliver exactly what our customers need. In application centers in Europe, Asia and North America, system solutions are tested and optimized in accordance with customer specifications. All this makes us a reliable supplier and development partner.

Comprehensive services complete our offering: SICK LifeTime Services provide support throughout the machine life cycle and ensure safety and productivity.

For us, that is “Sensor Intelligence.”

WORLDWIDE PRESENCE:

Contacts and other locations –www.sick.com