




































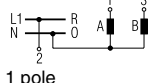
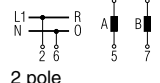
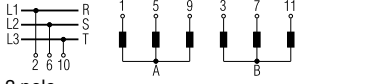










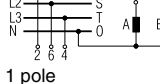
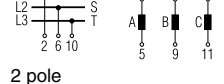
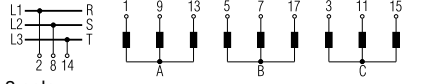










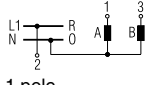

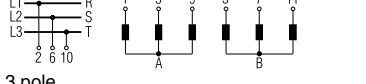










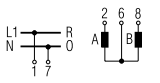
Function	Escutch. Plate	Type/Handle	Code	Stages	Connection Diagram
		CA4 CAD.. CA40 CA4-1 CA10- C26- CAD4-1 CA25 CA25B C315			

Double-throw Switches with Spring Return to Center

Dimensions p. 56

1 pole with spring return 2 pole to center 3 pole		  	   	   	A214 A215 A216	1 2 3	 1-3 pole
1 pole with spring return 2 pole from left to center 3 pole		  	   	  	A320 A321 A322	1 2 3	 1-3 pole

General Application Switches

1 pole 2 Gang 2 pole Switching sequence: 3 pole 0, A, A+B		  	  	  	A310 A312 WAA314	1 2 3	 1 pole  2 pole  3 pole
1 pole 3 Gang 2 pole Switching sequence: 3 pole 0, A, A+B, A+B+C		  	  	  	A311 WAA313 WAA315	2 3 5	 1 pole  2 pole  3 pole
1 pole 2 Gang 2 pole Series switching 3 pole Switching sequence: 0, A, B, A+B		  	  	  	WAA330 WAA331 WAA332	1 2 3	 1 pole  2 pole  3 pole
2 pole 2 Gang Series-parallel Switching Switching sequence: 0, A+B series, A, A+B parallel		  	  	  	WAA339	2	 2 pole

¹not available for switch type CA25 ²not available for switch type C315 ³available only up to switch type CA63