












Assembly of other products using:
body/contact assemblies: see page 36068-EN/2
accessories: see pages 36069-EN/2 and 36070-EN/2

Pushbuttons with flush push (1)						
Screw clamp terminal connections (Schneider Electric anti-retightening system)						
Shape of head	Type of push	Type of contact		Colour of push	Reference	Weight
						
		N/O	N/C			kg

Complete units						
	Flush	1	-	White	XB4 BA11 (ZB4 BZ101 + ZB4 BA1)	0.080
				Black	XB4 BA21 (ZB4 BZ101 + ZB4 BA2)	0.080
				Green	XB4 BA31 (ZB4 BZ101 + ZB4 BA3)	0.080
				Yellow	XB4 BA51 (ZB4 BZ101 + ZB4 BA5)	0.080
				Blue	XB4 BA61 (ZB4 BZ101 + ZB4 BA6)	0.080
				Red	XB4 BA42 (ZB4 BZ102 + ZB4 BA4)	0.080
		-	1			

Heads only						
	Without cap (2)			-	ZB4 BA0	0.028
	Flush, with set of 6 coloured caps			6 colours (3)	ZB4 BA9	0.038
	Flush			White	ZB4 BA1	0.029
				Black	ZB4 BA2	0.029
				Green	ZB4 BA3	0.029
				Red	ZB4 BA4	0.029
				Yellow	ZB4 BA5	0.029
				Blue	ZB4 BA6	0.029
				Grey	ZB4 BA8	0.029
				White	ZB4 BA18	0.028
	Flush with transparent cap for insertion of legend (4)			Green	ZB4 BA38	0.028
				Red	ZB4 BA48	0.028
				Yellow	ZB4 BA58	0.028
				Blue	ZB4 BA68	0.028
				White	ZB4 BA14	0.034
	Flush (high bezel)			Black	ZB4 BA24	0.034
				Green	ZB4 BA34	0.034
				Red	ZB4 BA44	0.034
				Yellow	ZB4 BA54	0.034
				Blue	ZB4 BA64	0.034

Pushbuttons with projecting push (1)						
Screw clamp terminal connections (Schneider Electric anti-retightening system)						
Shape of head	Type of push	Type of contact		Colour of push	Reference	Weight
						
		N/O	N/C			kg

Complete units						
	Projecting	-	1	Red	XB4 BL42 (ZB4 BZ102 + ZB4 BL4)	0.081

Heads only						
	Projecting			White	ZB4 BL1	0.030
				Black	ZB4 BL2	0.030
				Green	ZB4 BL3	0.030
				Red	ZB4 BL4	0.030
				Yellow	ZB4 BL5	0.030
				Blue	ZB4 BL6	0.030

Heads with black metal bezel

To order, add a figure 7 to the references listed from above.
Example: **ZB4 BA0** becomes **ZB4 BA07**.

(1) Recommended maximum number of contacts constituting the body (fixing collar + contact) associated with the head, see page 36072-EN/2.

(2) Coloured cap to be ordered separately: see page 36069-EN/2.

(3) Head supplied with 6 different coloured caps (white, black, green, red, yellow, blue) not fitted.

(4) For legend ordering information, see page 36070-EN/4.

Assembly of other products using:
body/contact assemblies: see page 36068-EN/2
accessories: see pages 36069-EN/2 and 36070-EN/2



ZB4 BA36

Pushbuttons with recessed push (1)					
High guard					
Shape of head	Type of push		Colour	Reference	Weight kg
Heads only					
	Recessed (high guard)		White	ZB4 BA16	0.034
			Black	ZB4 BA26	0.034
			Green	ZB4 BA36	0.034
			Red	ZB4 BA46	0.034
			Yellow	ZB4 BA56	0.034
			Blue	ZB4 BA66	0.034



XB4 BP21

Pushbuttons with silicone booted head for severe environments (1)						
Screw clamp terminal connections (Schneider Electric anti-retightening system)						
Shape of head	Type of push	Type of contact		Colour of push	Reference	Weight kg
		N/O	N/C			kg
Complete units						
	Booted, clear silicone (colour of push unobscured)	1	-	Black	XB4 BP21 (ZB4 BZ101 + ZB4 BP2)	0.082
				Green	XB4 BP31 (ZB4 BZ101 + ZB4 BP3)	0.082
				Yellow	XB4 BP51 (ZB4 BZ101 + ZB4 BP5)	0.082
				Blue	XB4 BP61 (ZB4 BZ101 + ZB4 BP6)	0.082
				Red	XB4 BP42 (ZB4 BZ102 + ZB4 BP4)	0.082
		-	1			



ZB4 BP18

Silicone booted heads only, with increased protection (IP 69K)						
Flush	Clear boot (2)	For insertion of protected legend within head (3)		Colour	Reference	Weight kg
	Clear boot (2)			White	ZB4 BP18	0.034
				Green	ZB4 BP38	0.034
				Red	ZB4 BP48	0.034
				Yellow	ZB4 BP58	0.034
				Blue	ZB4 BP68	0.034
	Clear boot (2)			White	ZB4 BP1	0.031
				Black	ZB4 BP2	0.031
				Green	ZB4 BP3	0.031
				Red	ZB4 BP4	0.031
				Yellow	ZB4 BP5	0.031
				Blue	ZB4 BP6	0.031



ZB4 BP2S

Silicone booted heads only, standard for mouting with legend holder (IP 66)						
Flush	Coloured boot (4)			Colour	Reference	Weight kg
	Coloured boot (4)			White	ZB4 BP1S	0.034
				Black	ZB4 BP2S	0.034
				Green	ZB4 BP3S	0.034
				Red	ZB4 BP4S	0.034
				Yellow	ZB4 BP5S	0.034
				Blue	ZB4 BP6S	0.034



ZB4 BP183

	Clear membrane (4)	For insertion of protected legend within head (3)		White	ZB4 BP183	0.026
				Green	ZB4 BP383	0.026
				Red	ZB4 BP483	0.026
				Yellow	ZB4 BP583	0.026
				Blue	ZB4 BP683	0.026

Heads with black metal bezel

To order, add a figure 7 to the references selected from above.
Example: ZB4 BP18 becomes ZB4 BP187.












(1) Recommended maximum number of contacts constituting the body (fixing collar + contact) associated with the head, see page 36072-EN/2.



(2) Permissible panel thickness 1 to 5 mm, cannot be used with legend holders.

(3) To order a legend for insertion within the head, see page 36070-EN/2.

(4) Replacement of silicone protection element without dismantling head, see page 36069-EN/3.

Assembly of other products using:
body/contact assemblies: see page 36068-EN/2
accessories: see pages 36069-EN/2 and 36070-EN/2

Pushbuttons with flush or projecting push (1)									
Screw clamp terminal connections (Schneider Electric anti-retightening system)									
Shape of head	Type of push	Type of contact		Marking Text (colour)	Colour of push	Reference	Weight		
		 N/O	 N/C					kg	
Complete units									
	Flush	1	–	"I" (white)	Green	XB4 BA3311 (ZB4 BZ101 + ZB4 BA331)	0.080		
	Flush	–	1	"O" (white)	Red	XB4 BA4322 (ZB4 BZ102 + ZB4 BA432)	0.080		
	Projecting	–	1	"O" (white)	Red	XB4 BL4322 ▲ (ZB4 BZ102 + ZB4 BL432)	0.080		
	Flush (2)	1	–	↑ (black)	White	XB4 BA3341 (ZB4 BZ101 + ZB4 BA334)	0.080		
	Flush (2)	1	–	↓ (white)	Black	XB4 BA3351 (ZB4 BZ101 + ZB4 BA335)	0.080		
Heads only									
	Flush			"I" (white)	Green	ZB4 BA331	0.029		
				"I" (black)	White	ZB4 BA131	0.029		
				"II" (white)	Green	ZB4 BA336	0.029		
				"II" (black)	White	ZB4 BA136	0.029		
						"START" (white)	Green	ZB4 BA333	0.029
						"START" (black)	White	ZB4 BA133	0.029
						"ON" (white)	Green	ZB4 BA341	0.029
						"ON" (black)	White	ZB4 BA141	0.029
						"MARCHE" (white)	Green	ZB4 BA342	0.029
						"MARCHE" (black)	White	ZB4 BA142	0.029
						 (white)	Black	ZB4 BA245	0.029
						 (black)	White	ZB4 BA145	0.029
						"O" (white)	Red	ZB4 BA432	0.029
							Black	ZB4 BA232	0.029
						"ARRET" (white)	Red	ZB4 BA433	0.029
							Black	ZB4 BA233	0.029
						"STOP" (white)	Red	ZB4 BA434	0.029
							Black	ZB4 BA234	0.029
						"OFF" (white)	Red	ZB4 BA435	0.029
							Black	ZB4 BA235	0.029
						↑ (black) (2)	White	ZB4 BA334	0.029
						↓ (white) (2)	Black	ZB4 BA335	0.029
			Projecting			"O" (white)	Red	ZB4 BL432	0.030
							Black	ZB4 BL232	0.030
						"ARRET" (white)	Red	ZB4 BL433	0.030
							Black	ZB4 BL233	0.030
				"STOP" (white)	Red	ZB4 BL434	0.030		
					Black	ZB4 BL234	0.030		
				"OFF" (white)	Red	ZB4 BL435	0.030		
					Black	ZB4 BL235	0.030		



Heads with black metal bezel

To order, add a figure 7 to the references selected from above.
Example: **ZB4 BA331** becomes **ZB4 BA3317**.

- (1) Recommended maximum number of contacts constituting the body (fixing collar + contact) associated with the head, see page 36072-EN/2.
(2) Product supplied with cap not clipped-in, allowing orientation through 360° in 90° steps.

▲ Available:
1st quarter 2009.

General :
page 36022-EN/2

Characteristics :
page 36001-EN/2

Dimensions :
page 36020-EN/2

Assembly of other products using:
combined sub-assemblies: see page 36068-EN/6
accessories: see page 36072-EN/2



ZB4 BW333













ZB4 BW563







ZB4 BW113

Illuminated pushbuttons with flush push (1)

Shape of head	Type of push	Colour	Reference	Weight kg
Heads only (2) - With plain lens				
 	Flush	White	ZB4 BW313	0.026
		Green	ZB4 BW333	0.026
		Red	ZB4 BW343	0.026
		Orange	ZB4 BW353	0.026
		Blue	ZB4 BW363	0.026
 	Flush with illuminated ring	White	ZB4 BW913	0.026
		Green	ZB4 BW933	0.026
		Red	ZB4 BW943	0.026
		Orange	ZB4 BW953	0.026
		Blue	ZB4 BW963	0.026
 	Flush with clear boot	White	ZB4 BW513	0.031
		Green	ZB4 BW533	0.031
		Red	ZB4 BW543	0.031
		Orange	ZB4 BW553	0.031
		Blue	ZB4 BW563	0.031
 	Flush for insertion of legend (3)	White	ZB4 BA18	0.028
		Green	ZB4 BA38	0.028
		Red	ZB4 BA48	0.028
		Orange	ZB4 BA58	0.028
		Blue	ZB4 BA68	0.028
Heads only (2) - With grooved lens (4)				
 	Flush	White	ZB4 BW313S	0.026
		Green	ZB4 BW333S	0.026
		Red	ZB4 BW343S	0.026
		Orange	ZB4 BW353S	0.026
		Blue	ZB4 BW363S	0.026

Illuminated pushbuttons with projecting push (1)

Shape of head	Type of push	Colour	Reference	Weight kg
Heads only (2) - With plain lens				
 	Projecting	White	ZB4 BW113	0.029
		Green	ZB4 BW133	0.029
		Red	ZB4 BW143	0.029
		Orange	ZB4 BW153	0.029
		Blue	ZB4 BW163	0.029
 	Projecting	White	ZB4 BW113S	0.026
		Green	ZB4 BW133S	0.026
		Red	ZB4 BW143S	0.026
		Orange	ZB4 BW153S	0.026
		Blue	ZB4 BW163S	0.026

Heads with black metal bezel

To order, add a figure 7 to the references selected from above.

Example: ZB4 BW313 becomes ZB4 BW3137.

Example 2: ZB4 BW313S becomes ZB4 BW313S7.



(1) Recommended maximum number of contacts constituting the body (fixing collar + contact) associated with the head, see page 36072-EN/2.


(2) Only for use with bodies comprising a light source with integral LED.

(3) For legend ordering information, see page 36070-EN/2.

(4) For use in bright ambient light conditions (outdoors in sunlight, for example).

Assembly of other products using:
combined sub-assemblies: see page 36068-EN/8
accessories: see page 36072-EN/2

Illuminated pushbuttons with flush push ⁽¹⁾							
Screw clamp terminal connections (Schneider Electric anti-retightening system)							
Shape of head	Description	Type of contact		Supply voltage	Colour of push	Reference	Weight
		 N/O	 N/C				

Complete units - With plain lens							
	Direct supply for bulb with BA 9s base fitting, 2.4 W max (bulb not included)	1	1	≤ 250	White	XB4 BW3165 (ZB4 BW065 + ZB4 BW31)	0.097
					Green	XB4 BW3365 (ZB4 BW065 + ZB4 BW33)	0.097
					Red	XB4 BW3465 (ZB4 BW065 + ZB4 BW34)	0.097
					Orange	XB4 BW3565 (ZB4 BW065 + ZB4 BW35)	0.097
	Via integral transformer 1.2 VA, 6 V secondary, incandescent bulb with BA 9s base fitting (bulb included)	1	1	~110...120 50/60 Hz	White	XB4 BW3135 (ZB4 BW035 + ZB4 BW31)	0.169
					Green	XB4 BW3335 (ZB4 BW035 + ZB4 BW33)	0.169
					Red	XB4 BW3435 (ZB4 BW035 + ZB4 BW34)	0.169
					Orange	XB4 BW3535 (ZB4 BW035 + ZB4 BW35)	0.169
				~ 230 50 Hz ~220...240 60 Hz	White	XB4 BW3145 (ZB4 BW045 + ZB4 BW31)	0.170
					Green	XB4 BW3345 (ZB4 BW045 + ZB4 BW33)	0.170
					Red	XB4 BW3445 (ZB4 BW045 + ZB4 BW34)	0.170
					Orange	XB4 BW3545 (ZB4 BW045 + ZB4 BW35)	0.170

XB4 BW3545

Heads only ⁽²⁾ - With plain lens							
	Flush				White	ZB4 BW31	0.027
					Green	ZB4 BW33	0.027
					Red	ZB4 BW34	0.027
					Orange	ZB4 BW35	0.027
					Blue	ZB4 BW36	0.027
					Clear	ZB4 BW37	0.027


ZB4 BW33

Heads only ⁽²⁾ - With grooved lens ⁽³⁾							
	Flush				White	ZB4 BW31S	0.027
					Green	ZB4 BW33S	0.027
					Red	ZB4 BW34S	0.027
					Orange	ZB4 BW35S	0.027
					Blue	ZB4 BW36S	0.027
					Clear	ZB4 BW37S	0.027

Illuminated pushbuttons with projecting push ⁽¹⁾

Heads only ⁽²⁾ - With plain lens							
	Projecting				White	ZB4 BW11	0.028
					Green	ZB4 BW13	0.028
					Red	ZB4 BW14	0.028
					Orange	ZB4 BW15	0.028
					Blue	ZB4 BW16	0.028
					Clear	ZB4 BW17	0.028

ZB4 BW14

Heads only ⁽²⁾ - With grooved lens ⁽³⁾							
	Projecting				White	ZB4 BW11S	0.027
					Green	ZB4 BW13S	0.027
					Red	ZB4 BW14S	0.027
					Orange	ZB4 BW15S	0.027
					Blue	ZB4 BW16S	0.027
					Clear	ZB4 BW17S	0.027

Heads with black metal bezel

To order, add a figure 7 to the references selected from above.

Example: **ZB4 BW31** becomes **ZB4 BW317**. Example 2: **ZB4 BW31S** becomes **ZB4 BW31S7**.

⁽¹⁾ Recommended maximum number of contacts constituting the body (fixing collar + contact) associated with the head, see page 36072-EN/2

⁽²⁾ Only for use with bodies comprising a light source with BA9s base fitting bulb (incandescent, neon or LED).

⁽³⁾ For use in bright ambient light conditions (outdoors in sunlight, for example).