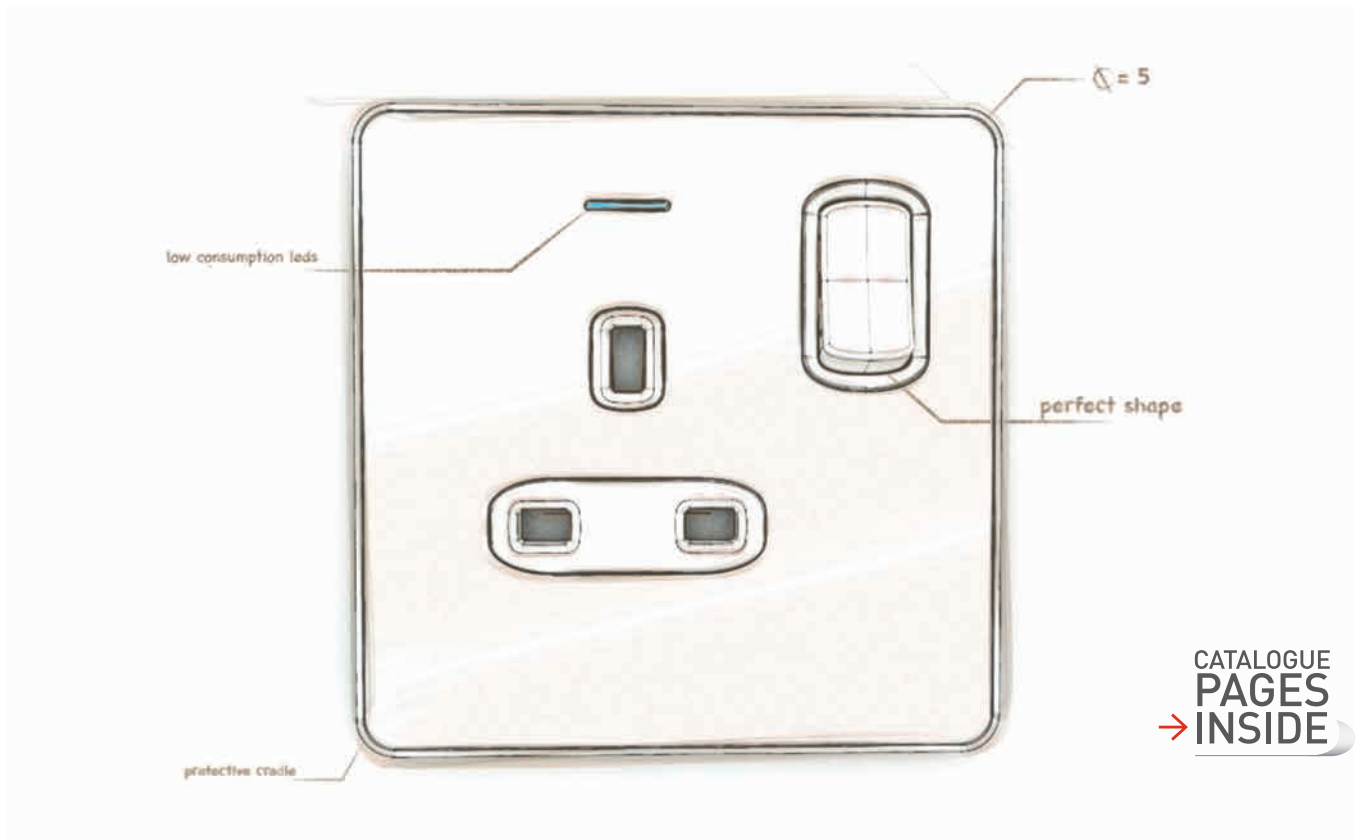


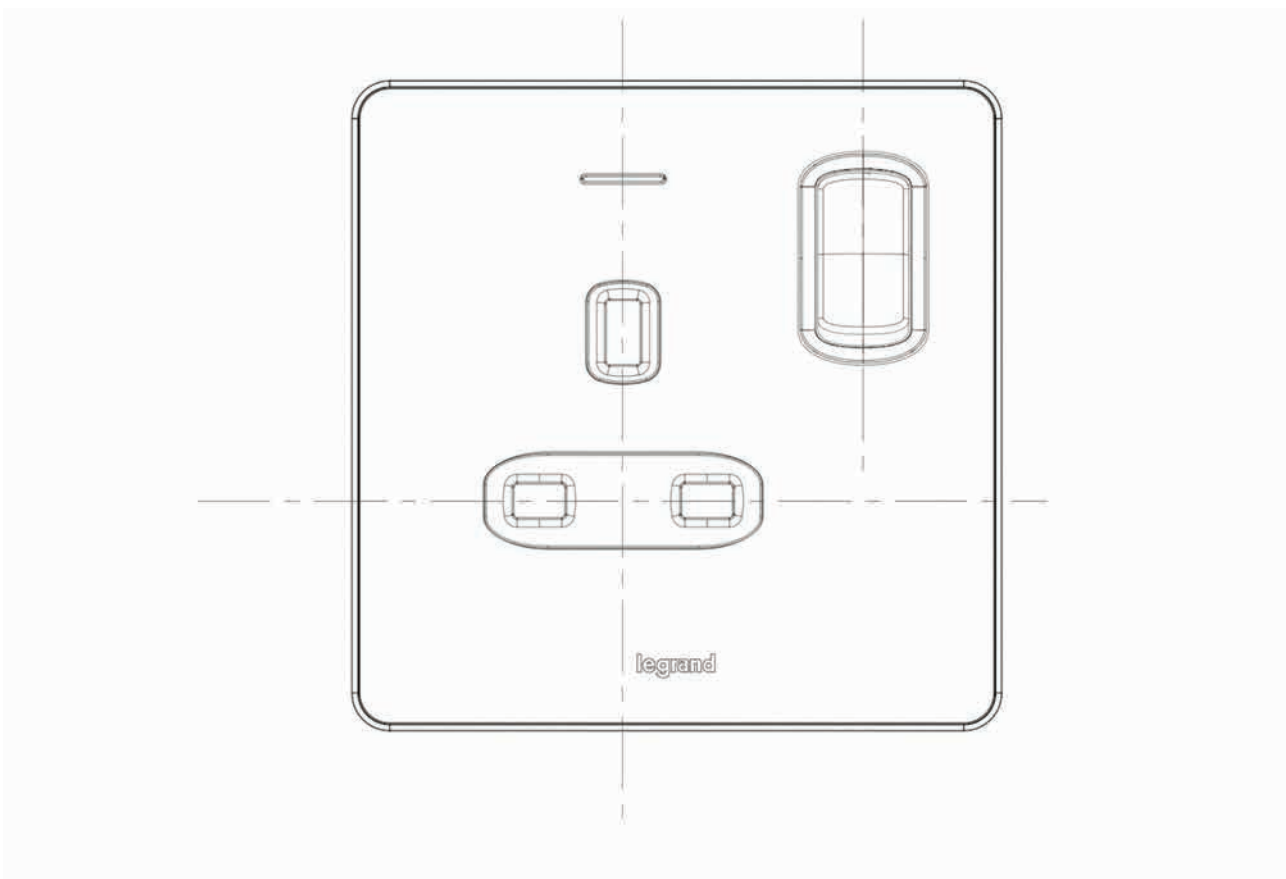
# Synergy<sup>®</sup>

## A Good Fit



CATALOGUE  
PAGES  
→ INSIDE

# From designing the functions...



to specifying the  
finishes...



**Synergy**<sup>®</sup>  
is a good fit – for you.



## Synergy® Authentic



This all-metal finish with proven technical quality places Synergy Authentic in a class of its own. Its features and superior quality are truly authentic.

## Synergy® Sleek Design



The slim profile and clean outline with no visible screws characterise Synergy Sleek Design. Cold and warm tones, glossy and brushed surfaces – three timeless metal finishes.

## Synergy® Metalclad



Known for its durability and reliability, Synergy Metalclad offers unique clam-type fit.

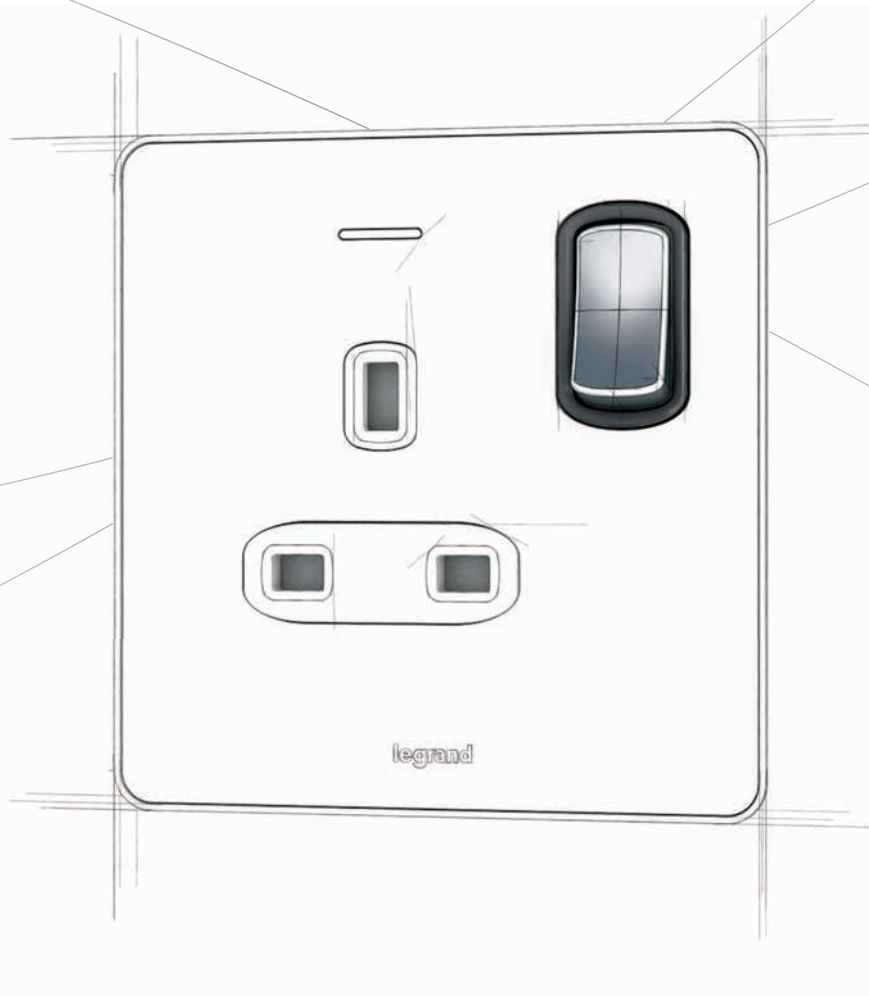
## Synergy® White



Perfect harmony of form and function defines Synergy White. An all-purpose, all-time classic.

# Boasting a **Complete Range**

*White. Authentic. Sleek Design. Metalclad.*



Synergy was designed to fit your preferences right from its inception a decade ago. Today, Synergy renews its quality promise, enhances its features and elevates its functions to present you with four series that are carefully crafted and intricately modelled to suit any space, application and budget.

## Synergy® Authentic

Featuring Grade 430 stainless steel for polished finishes and non-magnetic Grade 304L stainless steel for the brushed finish, the Synergy Authentic range comes with additional surface treatment for rust resistance.



**Brushed Stainless Steel**  
This series exudes understated elegance, adding personality to your installation.

Quality you can rely on -  
Made in the UK



**Polished Stainless Steel**  
This series enhances your project's character, with its smooth finish.



**Gold Finish**  
The shiny surface of the Gold series brings cheer to any space.



### Certified quality and safety

Synergy Authentic comprises a complete range, providing a solution for every important function you'll need.

British standard sockets come with ASTA certification.



# Embodying Timeless Styles

*Full Metal. Sturdy. Reliable.*



Synergy Authentic embodies the familiar quality and stylish authenticity that everyone loves. Its full metal exterior comes complete with three distinctively different finishes – you are sure to find one that fits your style and demand for quality.

## Synergy® Sleek Design

Inspired by modern electronic consumer devices, Synergy Sleek Design embodies a slim, compact form, a surface with smooth edges and no visible screws. Its specially designed cradle sits the product perfectly flat on the wall.



**Brushed Stainless Steel**  
The warm metal tone of this series accentuates the sleekness of the range.

Quality you can rely on -  
Made in the UK



**Gold Finish**  
This finish provides an opulent impression without compromising on functionality.

Special cradle fits product flat to the wall



**Polished Stainless Steel**  
The smooth surface enhances the uniqueness of the series.

Synergy Sleek Design presents a full series of functions that complement your every installation requirement.


British standard sockets come with ASTA certification.





# And Exclusive Profiles

*Flat. Screwless. Sleek.*



Synergy Sleek Design comes in the same three beautiful finishes and is of the same high quality as Synergy Authentic. Synergy Sleek Design has an exclusive profile and a stylised appearance emphasised by the absence of visible screws on the plate.



### USB Charger

The Synergy USB charger ensures that you can now conveniently charge your digital gadgets whenever you want. It makes the need for an adaptor a thing of the past. Better still, it is low in energy consumption.

USB charging options are also available in double switched sockets.



CFL



LED



Halogen



Incandescent

### Universal Dimmer

With the Universal Dimmer you always have the right choice: whether you need to dim incandescent or halogen lamps or to control dimmable CFLs and LEDs. This is one device that does it all - helping you to harness the full energy efficiency potential of modern loads.

Like all electronic functions of the Synergy range, the Universal Dimmers comply with EMC requirements.




### RCD Sockets

Our RCD sockets provide you with enhanced safety. Available in both ELO and ELR modes, the RCD sockets protect you against hazardous situations while keeping your important equipment running.

# Coupled with **Enduring Functions**

*USB Chargers. Universal Dimmers. RCD sockets.*



Synergy is a thoughtful range that goes beyond attending to your basic needs. Keeping pace with your modern lifestyle, Synergy offers new functions so that your safety and energy efficiency goals are met. Synergy is a range you can count on to fit... you.

### Grid plates - a perfect blend of style and versatility

Packing in up to 24 modules, Synergy Grid plates satisfy your need for multiple functions. For seamless integration with Synergy Authentic and Sleek Design, switch modules are available in Brushed and Polished Stainless Steel, Gold, White and Anthracite. Grid plates come in all sizes from one to 24 gang.



### Surround plates for Arteor mechanisms

Extending the spectrum of Synergy functions is now possible with these carrier plates. Simply match the plates with functions from the Arteor range.

For more information on Arteor visit: [www.legrand.co.uk](http://www.legrand.co.uk)



+



+



# Suited for **Every Purpose**

*Multiple functions. Single control point.*



Synergy goes the distance with its complete range of Grid plates. As a result, you can enjoy unrivalled versatility with no compromise on style. Whether it is to integrate switches with dimmers, TV or data sockets, Synergy responds to the challenge with fitting answers.



### Red/Green LED

The illuminated switches of Synergy White are a demonstration of perfect lithophane technique. LEDs are invisible unless activated, combining a low power consumption with sufficient brightness - all at once.



### Blue LED

The LED in the Synergy Authentic and Sleek Design collections enhances their technological appeal. Its low power consumption and long life make it particularly energy efficient.

Unique LED kits for location or power indication. Invisible until activated.

The blue LED is integrated into the surface, showcasing depth contrast.


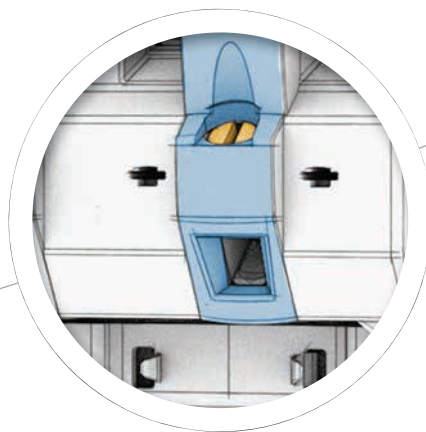
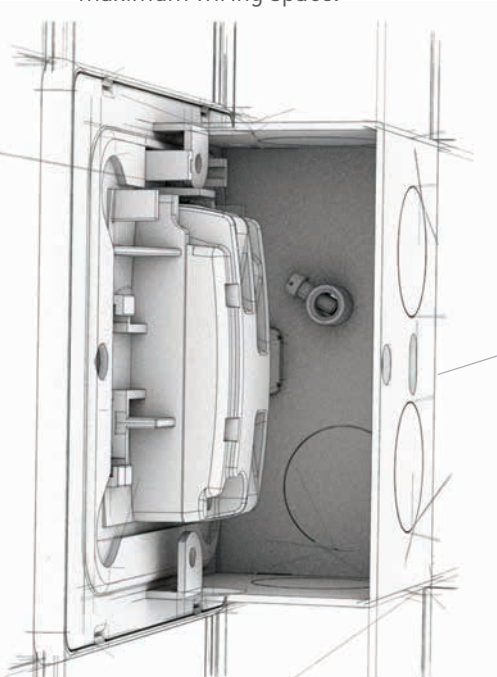


### Optimised Wiring Space

Compact mechanism for maximum wiring space.

### Ease of Installation


Large angled easy-to-access cable entries and captive screws.



Strip length indicator - avoids cable wastage.

# Complete with **Easy and Safe Handling**

*Compact. Simple. Safe.*



Synergy is more than just an aesthetically pleasing and functionally convenient range. The carefully engineered mechanism also makes this British standard monobloc range a breeze to install and handle. The quality that is uniquely Synergy means installers can simply fit and forget.



Hotels

Offices



Residential

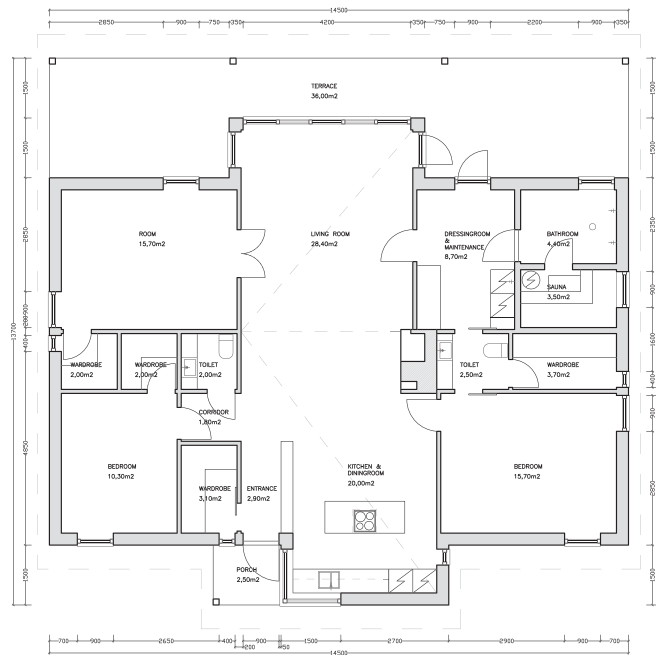
Institutions





# And Versatile Spatial Fit

*Homes. Offices. Hotels. Institutions.*



Synergy provides a comprehensive range that can complement any interior space and design. No matter whether your purpose is business, leisure or a combination of both, Synergy is your right fit – in every sense.

# Residential

Residential projects command a variety of design schemes, functionality and high standards. The Synergy range gives you visually pleasing switches and also heightens comfort and safety with its full features and functions.



2 Gang Switched Socket with Indicator



Double Pole Switch



Universal Dimmer



1 Gang Switched Socket



Double USB Socket



# Offices

The clean, strong lines that personify the Synergy range fit perfectly with contemporary and traditional office design schemes.



2 Gang Switched Socket with Indicator



1 Gang Switch



1 Gang Switched Socket



RJ 45 Twin Socket



3 Gang - 2 Way Switch



# Hotels

Hotels are where people want to feel welcomed and pampered. With dedicated hotel-specific functions, the Synergy range promises a harmonious, complete experience. For installers this means – one range fits all.



Shaver Socket



Key Card Switch



3 Gang - 2 Way Switch



Hotel Call Indicator



2 Gang Switch



RJ 45 Twin Socket



# Institutions

Institutions appreciate practicality, robustness and effortless elegance. The Synergy collections stand for proven quality and design excellence. The Metalclad range in particular provides for that much needed durability.



2 Gang Switched Socket with Indicator



1 Gang Switched Socket



RJ 45 Twin Socket



1 Gang - 1 Way Switch



3 Gang - 2 Way Switch





Synergy®  
White

Synergy®  
Authentic

Synergy®  
Sleek Design

Synergy®  
Metalclad



1 Gang Switch



1 Gang Switch



1 Gang Switch



1 Gang Switch



1 Gang Switched Socket



1 Gang Switched Socket



1 Gang Switched Socket



1 Gang Switched Socket



1 Gang 1000 W Dimmer



2 Gang Dimmer



Universal Dimmer



Fused Connection Unit



Data Socket



Data Socket



Data Socket



Data Socket



TV Antenna Socket



TV-R-SAT Socket



USB Charger



TV Antenna Socket



# It's Definitely An All-time Favourite

*Installers. Designers. End Users.*



Synergy is well liked for its quality, its features and its functions. Today, a decade since it's launch, we renew our quality promise and present Synergy with enhanced features and elevated functions. Although times may have changed and needs may have become more complex, there is no doubt that Synergy continues to be a good fit.

# The perfect finish whatever your style







# CATALOGUE

# Contents

24-30 Selection Charts

31-41 Synergy®  
**White**

42-48 Synergy®  
**Authentic**

49-54 Synergy®  
**Sleek Design**

55 Synergy®  
**MEIGaN**

56-60 Synergy®  
**Metalclad**

61-66 Synergy®  
**Grid**

67-68 Numeric Index

69 Cross References


































Whatever the application, residential or commercial, Synergy offers a great blend of style, choice and functionality, together with countless features designed to make the installer's life easier...

# Synergy® functions and finishes

## selection chart

FUNCTIONS	WHITE		AUTHENTIC		
			Brushed stainless steel	Polished stainless steel	
<b>Switches</b>					
10 AX switch 1 x 1 way		7300 00		8330 00	8332 00
10 AX switch 1 x 2 way		7300 01		8330 01	8332 01
10 AX switch 1 x intermediate		7300 05		8330 05	8332 05
10 AX switch 2 x 2 way		7300 02		8330 02	8332 02
10 AX switch 3 x 2 way		7300 03		8330 03	8332 03
10 AX switch 4 x 2 way		7300 04		8330 04	8332 04
10 AX switch 6 x 2 way		7300 06		-	-
20 AX switch 1 x 1 way		7301 30		-	-
20 AX switch 1 x 2 way		7301 31		8331 31	8333 31
20 AX switch 2 x 2 way		7301 32		8331 32	8333 32
20 AX switch 3 x 2 way		7301 33		8331 33	8333 33
20 AX switch 4 x 2 way		-		-	-
10 A 1 x 2 way push switch		7300 07		8330 07	8332 07
10 A 1 x 2 way push switch marked 'PRESS'		7300 11		-	-
10 AX switch - key 1 x 2 way		7300 08		-	-
10 A 3 pole fan switch		7300 09		8330 09	8332 09
<b>Dimmer units</b>					
Dimmer - 1 x 2 way universal - 5W/300 W push on/off rotary		7311 51		8331 51	8333 51
Dimmer - electronic 1 x 2 way - 400 W push on/off rotary		7301 56		8331 56	8333 56
Dimmer - electronic 2 x 2 way - 400 W push on/off rotary		7301 57		8331 57	8333 57
Dimmer - electronic 4 x 2 way - 400 W push on/off rotary		7300 49		-	-
Dimmer - 1 x 2 way 1000 W push on/off rotary		7301 50		8331 50	8333 50
<b>Socket outlets</b>					
Socket 13 A switched 1 gang DP		7300 60		8330 60	8332 60
Socket 13 A switched 1 gang DP with red rocker		7301 62		-	-
Socket 13 A switched 1 gang DP + indicator		7300 61		8330 61	8332 61
Socket 13 A switched 1 gang DP (clean earth)		7300 64		-	-
Socket 13 A switched 1 gang DP non-standard earth pin		7300 67		-	-
Socket 13 A switched 2 gang DP		7300 70		8330 70	8332 70
Socket 13 A switched 2 gang DP with red rockers		7301 61		-	-
Socket 13 A switched 2 gang DP + indicators		7300 71		8330 71	8332 71
Socket 13 A switched 2 gang outboard DP (clean earth)		7300 74		8330 74	8332 74
Socket 13 A switched 2 gang DP non-standard earth pin		7300 77		-	-
Socket 13 A switched 1 gang SP		7300 66		-	-
Socket 13 A switched 2 gang SP		7300 76		-	-
Socket 13 A unswitched 1 gang		7300 65		8330 65	8332 65
Socket 13 A unswitched 2 gang		7300 75		8330 75	8332 75
Socket 13 A 2 gang single socket with key switch		8200 74		8216 57	8216 58

See catalogue pages for full product specifications







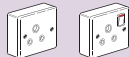



















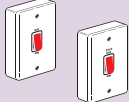

	AUTHENTIC	SLEEK DESIGN			METALCLAD	
	Gold 	Brushed stainless steel 	Polished stainless steel 	Gold 		
8334 00		-	-	-		7338 00
8334 01		8320 01	8322 01	8324 01		7338 01
8334 05		8320 05	8322 05	8324 05		7338 05
8334 02		8320 02	8322 02	8324 02		7338 02
8334 03		-	-	-		7338 03
8334 04		-	-	-		-
-		-	-	-		-
-		-	-	-		-
8335 31		8321 31	8323 31	8325 31		-
8335 32		8321 32	8323 32	8325 32		-
8335 33		8321 33	8323 33	8325 33		-
-		8321 34	8323 34	8325 34		-
8334 07		8320 07	8322 07	8324 07		-
-		-	-	-		-
-		-	-	-		-
8334 09		-	-	-		-
8335 51		8321 51	8323 51	8325 51		-
8335 56		8321 56	8323 56	8325 56		-
8335 57		8321 57	8323 57	8325 57		-
-		-	-	-		-
8335 50		8321 50	8323 50	8325 50		-
8334 60		8320 60	8322 60	8324 60		7338 60
-		-	-	-		-
8334 61		8320 61	8322 61	8324 61		7338 61
-		-	-	-		-
-		-	-	-		-
8334 70		8320 70	8322 70	8324 70		7338 70
-		-	-	-		-
8334 71		8320 71	8322 71	8324 71		7338 71
8334 74		-	-	-		-
-		-	-	-		-
-		-	-	-		-
8334 65		8320 65	8322 65	8324 65		7338 65
8334 75		8320 75	8322 75	8324 75		7338 75
8216 59		-	-	-		8200 73

# Synergy® functions and finishes

selection chart (continued)

FUNCTIONS	WHITE		AUTHENTIC		
			Brushed stainless steel	Polished stainless steel	
RCD unit 1 gang ELO - DP 30 mA - active		6781 33		8330 85	8332 85
RCD unit 1 gang ELO - DP 30 mA - passive		6781 34		8330 97	8332 97
RCD unit 2 gang ELR - DP 30 mA - active		6781 37		8330 86	8332 86
RCD unit 2 gang ELR - DP 30 mA - passive		6781 38		8330 98	8332 98
<b>Socket outlets</b>					
Socket 15 A unswitched		7300 88		8330 88	8332 88
Socket 15 A switched		7300 89		8330 89	8332 89
Socket 5 A unswitched		7300 68		8330 68	8332 68
Socket 5 A switched		7300 69		8330 69	8332 69
Socket 2 A unswitched		7300 59		8330 59	8332 59
Double USB socket		–		8330 44	8332 44
Switched USB socket 2 gang 13 A		–		8200 23	8200 24
Shaver socket 230/120 V		7300 90		8330 90	8332 90
Key card switch 230 V		–		–	–
Hotel indicator DND / Please clean		–		–	–
Hotel indicator - internal room control		–		–	–
<b>Fused connection units</b>					
13 A FCU DP switched		7300 34		8330 34	8332 34
13 A FCU DP switched + indicator		7300 35		8330 35	8332 35
13 A FCU DP switched + cord outlet		7300 36		–	–
13 A FCU DP switched + cord outlet + indicator		7300 37		8330 37	8332 37
13 A FCU DP switched + deep plate + bottom cord outlet		7301 36		–	–
13 A FCU - unswitched		7300 30		8330 30	8332 30
13 A FCU + power indicator - unswitched		7300 31		8330 31	8332 31
13 A FCU + cord outlet - unswitched		7300 32		8330 32	8332 32
13 A FCU + cord outlet + indicator - unswitched		7300 33		8330 33	8332 33
Double pole switches 20 A					
20 A DP switch		7300 10		8330 10	8332 10
20 A DP switch marked 'WATER HEATER'		7301 10		–	–
20 A DP switch + cord outlet		7300 14		–	–
20 A DP switch + cord outlet marked 'WATER HEATER'		7301 14		–	–
20 A DP switch + cord outlet + indicator		7300 16		8330 16	8332 16
20 A DP switch + cord outlet + indicator marked 'WATER HEATER'		7301 16		–	–
20 A DP switch + indicator		7300 12		8330 12	8332 12
20 A DP switch + indicator marked 'WATER HEATER'		7301 12		–	–
20 A sink/bath dual switch + indicator		7300 18		–	–
<b>Double pole switches 45 A</b>					
45 A DP switch 146 x 86		7300 20		–	–
45 A DP switch 146 x 86 + red rocker marked cooker		7301 20		–	–
45 A DP switch 146 x 86 + indicator		7300 21		8330 21	8332 21
45 A DP switch 146 x 86 + red rocker + indicator		–		–	–
45 A DP switch 86 x 86		7300 22		8330 22	8332 22
45 A DP switch 86 x 86 + red rocker marked cooker		7301 22		–	–
45 A DP switch 86 x 86 + indicator		7300 23		8330 23	8332 23
45 A DP switch 86 x 86 + red rocker + indicator		–		–	–

See catalogue pages for full product specifications

AUTHENTIC		SLEEK DESIGN			METALCLAD	
	Gold 	Brushed stainless steel 	Polished stainless steel 	Gold 		
	8334 85		–	–	–	
	8334 97		–	–	–	
	8334 86		–	–	–	
	8334 98		–	–	–	
	8334 88		–	–	–	
	8334 89		8320 89	8322 89	8324 89	
	8334 68		–	–	–	
	8334 69		8320 69	8322 69	8324 69	
	8334 59		8320 59	8322 59	8324 59	
	8334 44		8320 44	8322 44	8324 44	
	8200 25		–	–	–	
	8334 90		8320 90	8322 90	8324 90	
	–		8321 00	8323 00	8325 00	
	–		8321 01	8323 01	8325 01	
	–		8321 02	8323 02	8325 02	
	8334 34		8320 35	8322 35	8324 35	
	8334 35		–	–	–	
	–		–	–	–	
	8334 37		8320 37	8322 37	8324 37	
	–		–	–	–	
	8334 30		–	–	–	
	8334 31		–	–	–	
	8334 32		8320 32	8322 32	8324 32	
	8334 33		–	–	–	
	8334 10		8320 10	8322 10	8324 10	
	–		–	–	–	
	–		8320 16	8322 16	8324 16	
	–		–	–	–	
	8334 16		–	–	–	
	–		–	–	–	
	8334 12		8320 12	8322 12	8324 12	
	–		–	–	–	
	–		–	–	–	
	8334 21		–	–	–	
	–		–	–	–	
	8334 22		–	–	–	
	–		–	–	–	
	8334 23		–	–	–	
	–		8320 23	8322 23	8324 23	

# Synergy® functions and finishes

selection chart (continued)



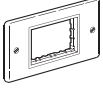
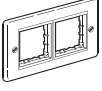













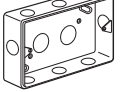
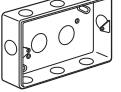
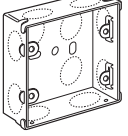
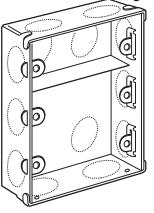
FUNCTIONS	WHITE		AUTHENTIC		
			Brushed stainless steel	Polished stainless steel	
<b>Cooker control units</b>					
Cooker unit DP switch with DP switched socket 45 A		7300 28		–	–
Cooker unit DP switch with DP switched socket + indicator		7300 29		8330 29	8332 29
<b>Cable outlets</b>					
Cable outlet 20 A terminal block		7300 19		8330 19	8332 19
Cable outlet 45 A terminal block		7300 26		8330 26	8332 26
<b>TV, radio and satellite sockets</b>					
Screened TV single male - non isolated		7300 40		8330 40	8332 40
Screened TV single female - non isolated		7301 40		–	–
Screened satellite - single “F” type		7300 41		8330 41	8332 41
Screened TV/FM - isolated		7300 42		–	–
Screened TV/FM/satellite - “F” type		7300 43		8330 43	8332 43
Quad outlet TV/FM / 2 x Satellite/TV return/phone		7300 45 <sup>1</sup>		8216 63	8216 64
<b>Telephone sockets</b>					
Telephone socket single master		7300 50 <sup>1</sup>		8330 50 <sup>1</sup>	8332 50 <sup>1</sup>
Telephone socket single secondary		7300 51 <sup>1</sup>		8330 51 <sup>1</sup>	8332 51 <sup>1</sup>
Telephone socket RJ11/12 single		7300 54		8330 54	8332 54
<b>Data sockets</b>					
Data outlet RJ45 single - CAT 6 UTP		7300 56		8330 56	8332 56
Data outlet RJ45 double - CAT 6 UTP		7300 57		8330 57	8332 57
<b>Media plates</b>					
Media plates (monobloc)		8201 42		8216 60	8216 61
<b>Accessories</b>					
Blanking plate 1 gang		7300 95		8330 95	8332 95
Blanking plate 2 gang		7300 96		8330 96	8332 96
Outlet plate 1 gang		7300 52		8330 52	8332 52
Cord outlet accessory box		7300 53		–	–
Spacer frame 1 gang		7301 95		–	–
Spacer frame 2 gang		7301 96		–	–
<b>Carrier plates</b>					
Carrier plate 1 gang 1 Arteor module		7300 91		8330 91	8332 91
Carrier plate 1 gang 2 Arteor modules		7300 92		8330 92	8332 92
Carrier plate 2 gang 3 Arteor modules		7300 93		8330 93	8332 93
Carrier plate 2 gang 4 Arteor modules		7300 94		8330 94	8332 94
<b>Euro module plates</b>					
1 gang 2 Arteor modules		7300 99		–	–
2 gang 4 Arteor modules		7301 00		–	–

See catalogue pages for full product specifications

1 : Not suitable for use in the ROI

AUTHENTIC		SLEEK DESIGN				METALCLAD	
Gold		Brushed stainless steel	Polished stainless steel	Gold			
8334 29		8320 29	8322 29	8324 29		7338 29	
8334 19		8320 19	8322 19	8324 19		7338 19	
8334 26		8320 26 <sup>2</sup>				-	
8334 40		8320 40	8322 40	8324 40		7338 40	
-		-	-	-		-	
8334 41		8320 41	8322 41	8324 41		7338 41	
-		-	-	-		-	
8334 43		8320 43	8322 43	8324 43		-	
8216 65		-	-	-		-	
8334 50 <sup>1</sup>		8320 50 <sup>1</sup>	8322 50 <sup>1</sup>	8324 50 <sup>1</sup>		7338 50 <sup>1</sup>	
8334 51 <sup>1</sup>		8320 51 <sup>1</sup>	8322 51 <sup>1</sup>	8324 51 <sup>1</sup>		7338 51 <sup>1</sup>	
8334 54		8320 54	8322 54	8324 54		-	
8334 56		8320 56	8322 56	8324 56		7338 56	
8334 57		8320 57	8322 57	8324 57		7338 57	
8216 62		-	-	-		-	
8334 95		8320 95	8322 95	8324 95		7338 95	
8334 96		8320 96	8322 96	8324 96		7338 96	
8334 52		8320 52	8322 52	8324 52		-	
-		-	-	-		-	
-		-	-	-		-	
-		-	-	-		-	
8334 91		8320 91	8322 91	8324 91		7338 91	
8334 92		8320 92	8322 92	8324 92		7338 92	
8334 93		8320 93	8322 93	8324 93		7338 93	
8334 94		8320 94	8322 94	8324 94		7338 94	
-		-	-	-		-	
-		-	-	-		-	

2 : Cat. No. 8320 26 in Anthracite grey colour (plastic)

		SURROUND PLATES FOR ARTEOR MODULES											
		1 gang		1 gang		2 gang		2 gang		2 x 2 gang		3 x 3 gang	
SURROUND PLATES		Clip-in carrier plate - no support frame required								Support frame required			
													
		Pack	1 module	Pack	2 modules	Pack	3 modules	Pack	4 modules	Pack	8 modules	Pack	18 modules
Dimensions (mm)		86 x 86		86 x 86		86 x 146		86 x 146		146 x 146		267 x 206	
White		10	7300 91	10	7300 92	10	7300 93	10	7300 94	1	7301 88	1	7301 90
Authentic brushed stainless steel		1	8330 91	1	8330 92	1	8330 93	1	8330 94	1	8331 88	1	8331 90
Authentic polished stainless steel		1	8332 91	1	8332 92	1	8332 93	1	8332 94	1	8333 88	1	8333 90
Authentic gold		1	8334 91	1	8334 92	1	8334 93	1	8334 94	1	8335 88	1	8335 90
Sleek Design brushed stainless steel		1	8320 91	1	8320 92	1	8320 93	1	8320 94	-	-	-	-
Sleek Design polished stainless steel		1	8322 91	1	8322 92	1	8322 93	1	8322 94	-	-	-	-
Sleek Design gold		1	8324 91	1	8324 92	1	8324 93	1	8324 94	-	-	-	-
Metalclad		5	7338 91'	5	7338 92'	5	7338 93'	5	7338 94'	-	-	-	-
GRID SUPPORT FRAMES for 2 x 2 and 3 x 3 gang surround plates													
Grid support frame complete with Arteor module carrier		-	-	-	-	-	-	-	-	1	2 x 7354 74	1	3 x 7354 76
BACK BOXES													
													
FLUSH MOUNTING		35 mm depth		35 mm depth		35 mm depth		35 mm depth		137 x 137 x 43		254 x 194 x 56	
Flush		50	0891 13	50	0891 13	40	0891 14	40	0891 14	1	0818 52	1	0818 54
Flush with phase barriers			-		-		-		-		-	1	0818 58
SURFACE MOUNTING													
Dimensions (mm)		86 x 86 x 47		86 x 86 x 47		86 x 146 x 47		86 x 146 x 47					
Surface white for white only		10	7364 07	10	7364 07	5	7364 11	5	7364 11		-		-
Dimensions (mm)		86 x 86 x 37		86 x 86 x 37		86 x 146 x 37		146 x 146 x 37		146 x 146 x 37			
Surface steel with knockouts		10	7364 00	10	7364 00	5	7364 01	5	7364 01	1	7364 18		-
Surface steel without knockouts		10	7364 20	10	7364 20	5	7364 21	5	7364 21	1	7364 22		-


 Arteor mechanisms [www.legrand.co.uk](http://www.legrand.co.uk)
**Front plate material**
**White** : 1 to 4 modules - thermoset; 8-18 modules - stainless steel

**Authentic** : All modules - stainless steel

**Sleek Design** : All modules - stainless steel

**Metalclad** : 1 to 4 modules - mild steel; 8 to 18 modules - stainless steel

1 : Supplied with back box

2 : Screw free clip-on surround plate

3 : Phase barrier variant shown



# Synergy® white

## switches




Front plates : white thermoset  
Terminal screws captive and backed off ready for cabling  
Supplied with optional faceplate screw caps

Pack	Cat. Nos.	Single pole plate switches 10 AX - 250 V~
		Conform to BS EN 60669-1 : 2000 Optional Red LED 'power on' indicator and green LED 'locator' upgrade packs available Flush mounting back box : min. 16 mm deep Nominal plate dimensions : 1, 2 and 3 gang - 86 x 86 mm 4 and 6 gang - 86 x 146 mm
10	7300 00	1 gang - 1 way
10	7300 01	1 gang - 2 way
10	7300 05	1 gang - intermediate
10	7300 02	2 gang - 2 way
10	7300 03	3 gang - 2 way
5	7300 04	4 gang - 2 way
5	7300 06	6 gang - 2 way

Pack	Cat. Nos.	Single pole plate switches 20 AX - 250 V~
		Conform to BS EN 60669-1 : 2000 Optional Red LED 'power on' indicator and green LED 'locator' upgrade packs available Flush mounting back box : min. 25 mm deep Nominal plate dimensions : 86 x 86 mm
10	7301 30	1 gang - 1 way
10	7301 31	1 gang - 2 way
10	7301 32	2 gang - 2 way
10	7301 33	3 gang - 2 way

Green locator LED pack or red power indicator pack  
p. 38



Pack	Cat. Nos.	Single pole push switches 10 A - 250 V~
		Conform to BS EN 60669-1 : 2000 Optional Red LED 'power on' indicator and green LED 'locator' upgrade packs available Flush mounting back box : min. 16 mm deep Nominal plate dimensions : 86 x 86 mm
5	7300 07	1 gang - 2 way push switch
5	7300 11	1 gang - 2 way push switch marked "PRESS"

Pack	Cat. Nos.	Single pole key switch 10 AX - 250 V~
		Conforms to BS EN 60669-1 : 2000 Optional Red LED 'power on' indicator and green LED 'locator' upgrade packs available Key supplied Flush mounting back box : min. 16 mm deep Nominal plate dimensions : 86 x 86 mm
10	7300 08	1 gang - 2 way
5	0811 77	Spare key for above

Pack	Cat. Nos.	3 pole fan switch 10 A - 250 V~
		Conforms to BS EN 60669-1 : 2000 With integrated padlockable safety block in OFF position Flush mounting back box : min. 25 mm deep Nominal plate dimensions : 86 x 86 mm
10	7300 09	3 pole fan switch

Flush and surface mounting  
back boxes p. 39



# Synergy® white

## dimmers



7311 51








7301 57




7300 49

Front plates : white thermoset  
Terminal screws captive and backed off ready for cabling  
Supplied with faceplate screw caps

Pack	Cat. Nos.	
		<b>Push on/off rotary universal dimmer 5 W/300 W100 - 240 V<math>\sim</math> - 50/60 Hz</b>
		Conform to BS EN 60669-2-1 Flush mounting back box : min. 40 mm deep Equipped with overvoltage and short-circuit protection Screw terminals. For all types of lamps : - dimmable LEDs: 5 W to 75 W - dimmable compact fluorescent lamps: 5 W to 75 W - halogen with ferromagnetic or electronic transformer : 5 VA to 300 VA - fluorescent tube - ballast : 5 VA to 300 VA - halogen and incandescent 230 V : 5 W to 300 W When switched on, gradually (2 seconds) lights up at the level set before last switch-off Nominal plate dimensions : 86 x 86 mm
1	<b>N</b> 7311 51	 1 gang - 2 way push switch
		<b>Push on/off rotary dimmer 1000 W 100-240 V/50-60 Hz</b>
		Conform to BS EN 60669-1 - Flush mounting back box : min. 40 mm deep - 60-1000 W (230 V) - 60-500 W (127 V) for incandescent and halogen lamps 60-600 VA (230 V) - 60-300 VA (127 V) for halogen lamps with electronic transformers 60-100 VA (230 V) - 60-500 VA (127 V) for halogen lamps with ferromagnetic transformers Nominal plate dimensions : 86 x 86 mm
1	7301 50	 1 gang

Pack	Cat. Nos.	
		<b>Push on/off rotary dimmers - 230 V<math>\sim</math> - electronic type</b>
		Conform to BS EN 60669-2-1 : 2000 and BS EN 55015 Rotary dimming and push on/off For use with 230 V AC - 50-60 Hz Not suitable for fluorescent load Flush mounting back box : min. 25 mm deep Dimmers for use with tungsten filament lamps, good quality wire-wound transformers for low voltage loads Nominal plate dimensions : 86 x 86 mm
1	7301 56	 1 gang – 2 way 50 Hz 40 W-400 W push on/off rotary
1	7301 57	 2 gang – 2 way 50 Hz 40 W-400 W push on/off rotary
		Nominal plate dimensions : 86 x 146 mm
1	7300 49	 4 gang – 2 way 50 Hz 40 W-400 W push on/off rotary


**For non-rotary dimmers, use Arteor modules  
with Synergy carrier plates  
Contact us on +44 (0) 345 605 4333**

 Flush and surface mounting  
back boxes p. 39



# Synergy® white

## socket outlets




Front plates : white thermoset  
Terminal screws captive and backed off ready for cabling  
Supplied with optional faceplate screw caps

Pack	Cat. Nos.	Double pole socket outlets 13 A - 250 V~
		Conform to BS 1363 - Part 2 : 1995 Options available as standard with red 'power on' LED indicator Red LED 'power on' upgrade pack also available 2 earth terminals Flush mounting back box : min. 25 mm deep Nominal plate dimensions : 1 gang - 86 x 86 mm 2 gang - 86 x 146 mm
10	7300 60	1 gang – switched
10	7301 62	1 gang – switched with red rocker
10	7300 61	1 gang – switched with red LED power indicator
10	7300 64	1 gang – switched for standard and clean earth applications
10	7300 67	1 gang – switched non-standard earth pin for standard and clean earth applications
5	7300 70	2 gang – switched
5	7301 61	2 gang – switched with red rocker
5	7300 71	2 gang – switched with red LED power indicator
5	7300 74	2 gang – switched outboard for standard and clean earth applications
5	7300 77	2 gang – switched non-standard earth pin for standard and clean earth applications

Pack	Cat. Nos.	Single pole socket outlets 13 A - 250 V~
		Conform to BS 1363 - Part 2 : 1995 Options available as standard with red 'power on' LED indicator Red LED 'power on' upgrade pack also available Conventional earth pin release shutter Single earth terminal Flush mounting back box : min. 25 mm deep Nominal plate dimensions : 1 gang - 86 x 86 mm 2 gang - 86 x 146 mm
10	7300 66	1 gang – switched
5	7300 76	2 gang – switched
		<b>Unswitched and key switched socket outlets 13 A - 250 V~</b> Conform to BS 1363 - Part 2 : 1995 Optional red LED 'power on' upgrade pack available (not applicable to key switched sockets) 2 earth terminals Flush mounting back box : min. 25 mm deep Nominal plate dimensions : 1 gang - 86 x 86 mm 2 gang - 86 x 146 mm
10	7300 65	1 gang – unswitched
5	7300 75	2 gang – unswitched
1	8200 74	2 gang single socket with DP key switch <sup>1</sup>

1 : Flush mounting back box : min. 35 mm deep

Green locator LED pack or red power indicator pack p. 38



Flush and surface mounting back boxes p. 39



# Synergy® white

## socket outlets (continued)



7300 90



6781 38



7300 89



7300 69



7300 59

Front plates : white thermoset  
Terminal screws captive and backed off ready for cabling  
Supplied with faceplate screw caps

Pack	Cat. Nos.	Shaver socket
1	7300 90	<p>Conforms to BS EN 61558-2-5 : 1998 IP 24</p> <p>For use with European, British, American and Australian 2 pin plugs Screwless live and neutral terminals Double wound isolating transformer Automatic self-resetting overload feature Plug insertion operates microswitch which energises transformer Flush mounting back box : min. 47 mm deep Nominal plate dimensions : 146 x 86 mm</p> <p>Supply : 230 V - 50/60 Hz Output : 230/120 V - 20 VA max.</p>

Pack	Cat. Nos.	Socket outlets 15 A - 250 V~
10	7300 88	<p>Conform to BS 546 : 1950 Optional red LED 'power on' upgrade pack available Flush mounting back box : min. 35 mm deep Nominal plate dimensions : 86 x 86 mm</p> <p>1 gang – unswitched</p>
10	7300 89	<p>1 gang – switched</p>

Pack	Cat. Nos.	RCD sockets 13 A - 250 V~
1	6781 33	<p>Conform to BS 7288 : 1990 and BS 1363 - Part 2 : 1995 Terminal screws captive and backed off ready for cabling Conventional earth pin release shutter Maximum operating current 16 A Incorporate a "test and reset" button Flush mounting back box : min. 25 mm deep Nominal plate dimensions : - 1 gang 86 x 86 mm - 2 gang 86 x 146 mm</p> <p><b>ELO - DP 30 mA - active</b> - trips in the event of a power failure - suitable in applications where automatic restoration of supply would be hazardous, e.g. machinery, power tools</p> <p>RCD unit 1 gang DP 30 mA active</p>
1	6781 37	<p>RCD unit 2 gang DP 30 mA active</p>
1	6781 34	<p><b>ELR - DP 30 mA - passive</b> - does not trip in the event of a power failure - suitable in applications where automatic restoration of supply is required, e.g. fridge, freezer, unmanned areas</p> <p>RCD unit 1 gang DP 30 mA passive</p>
1	6781 38	<p>RCD unit 2 gang DP 30 mA passive</p>

Pack	Cat. Nos.	Socket outlets 5 A - 250 V~
10	7300 68	<p>Conform to BS 546 : 1950 Optional red LED 'power on' upgrade pack available 2 earth terminals Flush mounting back box : min. 25 mm deep Nominal plate dimensions : 86 x 86 mm</p> <p>1 gang – unswitched</p>
10	7300 69	<p>1 gang – switched</p>

Pack	Cat. Nos.	Socket outlet 2 A - 250 V~
10	7300 59	<p>Conforms to BS 546 : 1950 Optional red LED 'power on' upgrade pack available Conventional earth pin shutter release Flush mounting back box : min. 25 mm deep Nominal plate dimensions : 86 x 86 mm</p> <p>1 gang – unswitched</p>

**For switched USB socket outlets  
Contact us on +44 (0) 345 605 4333**

**Red power indicator LED pack p.38**

Flush and surface mounting  
back boxes p. 39



# Synergy® white

## fused connection units



7300 34



7300 35 + optional red LED power indicator (Cat. No. 7301 58)



7300 30



Bespoke and standard engraving available **p. 41**



7300 36



7301 36



7300 33

Front plates : white thermoset  
Terminal screws captive and backed off ready for cabling  
Supplied with faceplate screw caps

Pack	Cat. Nos.	Fused connection units 13 A - 250 V~
		<p>Conform to BS 1363 - Part 4 : 1995</p> <p>Options available as standard with red 'power on' LED indicator</p> <p>LED 'power on' upgrade pack also available Fused 13 A (fuse supplied)</p> <p>Fuse drawer retained by quarter turn catch, drawer padlockable in open position for safety</p> <p>To obtain flush to wall external cord connection on standard depth Cat. Nos. use cord outlet accessory box Cat. No. 7300 53 <b>p. 38</b></p> <p>Flush mounting back box : min. 25 mm deep</p> <p>Nominal plate dimensions : 86 x 86 mm</p> <p><b>Switched</b></p>
10	7300 34	Switched, DP
10	7300 35	Switched, DP with red LED power indicator
10	7300 36	Switched, DP with cord outlet
10	7300 37	Switched, DP with cord outlet + red LED power indicator
10	7301 36	Switched, DP - deep plate with bottom cord outlet

**Red power indicator LED pack p.38**

Pack	Cat. Nos.	Fused connection units 13 A - 250 V~ (continued)
		<b>Unswitched</b>
10	7300 30	Unswitched
10	7300 31	Unswitched with red LED power indicator
10	7300 32	Unswitched with cord outlet
10	7300 33	Unswitched with cord outlet + red LED power indicator

**Red power indicator LED pack p.38**

Flush and surface mounting back boxes **p. 39**





7300 10



7301 10



7300 18



7300 19



7301 20



7300 23



7300 29

Front plates : white thermoset  
Terminal screws captive and backed off ready for cabling  
Supplied with faceplate screw caps

Pack	Cat. Nos.	Double pole switches 20 A - 250 V <sup>1</sup>
		Conform to BS EN 60669-1 : 2000 Options available as standard with red 'power on' LED indicator LED 'power on' upgrade pack also available Use cord outlet accessory box Cat. No. 7300 53 for flush to wall external cord connection <b>p.38</b> Flush mounting back box : min. 25 mm deep Nominal plate dimensions : 86 x 86 mm
10	7300 10	20 A DP
10	7301 10	20 A DP marked "WATER HEATER"
10	7300 14	20 A DP with cord outlet
10	7301 14	20 A DP with cord outlet marked "WATER HEATER"
10	7300 16	20 A DP with cord outlet + red LED power indicator
10	7301 16	20 A DP with cord outlet marked "WATER HEATER" + red LED power indicator
10	7300 12	20 A DP + red LED power indicator
10	7301 12	20 A DP marked "WATER HEATER" + red LED power indicator
10	7300 18	20 A sink/bath dual switch + red LED power indicator

Pack	Cat. Nos.	Cable outlet 20 A - 250 V <sup>1</sup>
		Conforms to BS 5733 : 1995 Flush mounting back box : min. 25 mm deep Nominal plate dimensions : 86 x 86 mm
10	7300 19	20 A – with terminal block and outlet gland

### Red power indicator LED pack **p.38**

1 : Range of engraving available on most products, see table on **p.41**

Pack	Cat. Nos.	Double pole switches 45 A - 250 V <sup>1</sup>
		Conform to BS EN 60669-1 : 2000 Options available as standard with red 'power on' LED indicator LED 'power on' upgrade pack also available Flush mounting back box : min. 48 mm deep Nominal plate dimensions : 2 gang - 146 x 86 mm 1 gang - 86 x 86 mm
5	7300 20	45 A DP
5	7301 20	45 A DP with red rocker marked "COOKER"
5	7300 21	45 A DP + red LED power indicator
10	7300 22	45 A DP
10	7301 22	45 A DP with red rocker marked "COOKER"
10	7300 23	45 A DP + red LED power indicator

Pack	Cat. Nos.	Cooker control units 45 A - 250 V <sup>1</sup>
		Conform to BS 4177 : 1992 Options available as standard with red 'power on' LED indicator LED 'power on' upgrade pack also available 45 A - 250 V <sup>1</sup> double pole switch with 13 A - 250 V <sup>1</sup> double pole switched socket outlet Flush mounting back box : min. 48 mm deep Nominal plate dimensions : 86 x 146 mm
5	7300 28	DP with DP switched socket
5	7300 29	DP with DP switched socket + red LED power indicator


### Flush and surface mounting back boxes **p. 39**



Pack	Cat. Nos.	Cable outlet 45 A - 250 V <sup>1</sup>
		Conforms to BS 5733 : 1995 2 piece design for safety Flush mounting back box : min. 48 mm deep Nominal plate dimensions : 86 x 86 mm
5	7300 26	45 A – with terminal block

# Synergy® white

## TV, telephone and data sockets



Front plates : white thermoset  
Supplied with faceplate screw caps

Pack	Cat. Nos.	TV, radio and satellite sockets
		Flush mounting back box : min. 35 mm deep Nominal plate dimensions : 1 gang - 86 x 86 mm 2 gang - 86 x 146 mm
10	7300 40	Screened TV – single, male Non-isolated
10	7301 40	Screened TV – single, female Non-isolated
1	7300 41	Screened satellite – single, 'F' type
10	7300 42	Screened TV + FM Isolated
1	7300 43	Screened TV + FM + satellite, 'F' type
1	7300 45 <sup>1</sup>	Quad outlet, TV, radio + 2 satellite + TV return with secondary telephone outlet

Pack	Cat. Nos.	Telephone sockets
		Shuttered Flush mounting back box : min. 35 mm deep Nominal plate dimensions : 86 x 86 mm
10	7300 50 <sup>1</sup>	Single master
10	7300 51 <sup>1</sup>	Single secondary
10	7300 54	Single RJ11/12

Pack	Cat. Nos.	Data sockets
		CAT 6 compliant UTP Rapid cable connection Flush mounting back box : min. 35 mm deep Nominal plate dimensions : 86 x 86 mm
1	7300 56	RJ45 – single
1	7300 57	RJ45 – double
<b>Also available :</b> Euro module plates for 25 x 50 mm data modules <b>p.38</b>		

Pack	Cat. Nos.	Media plate (monobloc)
		Comprising : • 2 x independent satellite feeds • 1 x terrestrial TV socket suitable for analogue and digital signals • 1 x video return • 1 gang x 2 modules Arteur carrier plate with blanks, suitable for Arteur mechanisms (telephone, HDMI, RJ45, RCA) • 2 x Synergy 2 gang switched double pole 13 A sockets To be used with back box Cat. No. 8204 88 (see below) Nominal plate dimensions : 206 x 267 mm
1	8201 42	White (metal)

Pack	Cat. Nos.	Back box for media plate
		Dimensions : 194 x 254 x 35 mm With phase barrier Material : grey epoxy coated steel
1	8204 58	35 mm deep box

Flush and surface mounting  
back boxes **p. 39**



1 : Not suitable for use in the ROI



7300 95



7300 96




7300 99

For German standard socket outlet use  
Cat. Nos. 7300 92 + 5711 18Arteor modules [www.legrand.co.uk](http://www.legrand.co.uk)

7301 58



7301 91



7301 94



7354 91

Complete range of grid front plates and modules  
p. 61-66

Pack	Cat. Nos.	Accessories
<b>Blanking plates</b>		
10	7300 95	1 gang - 86 x 86 mm
10	7300 96	2 gang - 86 x 146 mm
<b>LED packs</b>		
Relevant Synergy functions are designed to accept the LED packs for fitting at time of installation or retrospectively by a qualified person Compatible with fluorescent loads		
10	7301 58	Electronic LED locator pack – green diodes : max. current 0.2 mA provides illumination to locate function such as switches in low light
10	7300 58	Electronic LED power indicator pack – red diodes : nominal current 2 mA provides indication of 'power on' condition in such functions as sockets and control switches
<b>Outlet plate - VDI/low voltage</b>		
10	7300 52	1 gang - 86 x 86 mm with cable clamp and outlet gland
<b>Contrast frames</b>		
Aid Part M compliance when using Synergy White wiring accessories		
10	8218 46	1 gang contrast frame
10	8218 47	2 gang contrast frame
<b>Accessory frames</b>		
10	7300 53	1 gang - 86 x 86 x 11 mm with bottom cord outlet For flush to wall external cord connection suitable for use with 13 A and 20 A control switches and other relevant 86 x 86 mm functions Integral cord grip
10	7301 95	1 gang - 86 x 86 x 7 mm spacer frame
5	7301 96	2 gang - 86 x 146 x 7 mm spacer frame
<b>Spare screw cap covers</b>		
10	7301 53	Pack of 50 caps to cover mounting screws

Grid selection charts p. 64-65  
Grid modules p. 61-63  
Arteor modules [www.legrand.co.uk](http://www.legrand.co.uk)

Pack	Cat. Nos.	Euro module front plates
Suitable for use with standard 25 x 50 mm euro data module inserts		
10	7300 99	1 gang - 86 x 86 mm
10	7301 00	2 gang - 86 x 146 mm 4 modules - aperture size 50 x 100 mm
<b>Carrier plates for Arteor, Nuvo or Vantage modules (square)</b>		
No additional support frame required Enable a Synergy installation to benefit from additional functionality, such as international sockets and to match audio and lighting systems with wiring accessories		
10	7300 91	1 gang - 86 x 86 mm 1 module
10	7300 92	1 gang - 86 x 86 mm 2 modules
10	7300 93	2 gang - 86 x 146 mm 3 modules
10	7300 94	2 gang - 86 x 146 mm 4 modules
<b>1 and 2 gang front plates for grid modules</b>		
Must be used with support frames, see below		
10	7301 91	1 gang - 86 x 86 mm 1 small aperture module
10	7301 92	1 gang - 86 x 86 mm 2 small aperture modules
10	7301 93	2 gang - 86 x 146 mm 3 small aperture modules
10	7301 94	2 gang - 86 x 146 mm 4 small aperture modules
<b>1 and 2 gang support frames for grid modules</b>		
10	7354 90	1 gang 1 module
10	7354 91	1 gang 2 modules
10	7354 92	2 gang 3/4 modules



## surface mounting moulded back boxes

## flush mounting steel back boxes




7364 06




7364 07




0891 10



0891 13



7364 11



7364 13




0891 11

### Pack Cat. Nos. Surface mounting moulded boxes - thermoset

Conform to BS 5733  
Material : white thermoset  
Mini trunking knockouts located around periphery of boxes

Dimensions : 1 gang - 87 x 87 mm  
2 gang - 87 x 147 mm

#### Depth 16 mm

10 7364 03  1 gang  
With earth terminal

#### Depth 35 mm

10 7364 06  1 gang

5 7364 10  2 gang

5 7364 13  2 x 1 gang

#### Depth 47 mm

10 7364 07  1 gang

5 7364 11  2 gang

### Architrave back boxes

#### Depth 30 mm


10 7364 05  Dimensions : 86 x 36 mm

5 7364 04  Dimensions : 146 x 36 mm


### Pack Cat. Nos. Flush mounting back boxes - steel


Conform to BS 4662  
Material : galvanised steel  
Top, side and back knockout entries according to type of box

#### Depth 16 mm

100 0891 09  1 gang with 1 fixed lug, 1 adjustable lug and 1 earth terminal


#### Depth 25 mm


50 0891 10  1 gang with 3 fixed lugs, 1 adjustable lug and 1 earth terminal

10 0891 11  2 gang with 1 fixed lug, 1 adjustable lug and 1 earth terminal


#### Depth 35 mm


50 0891 13  1 gang with 3 fixed lugs, 1 adjustable lug and 1 earth terminal

40 0891 14  2 gang with 1 fixed lug, 1 adjustable lug and 1 earth terminal

40 0891 40  Dual box with 2 earth terminals  
Accepts 2 single gang accessories

#### Depth 48 mm

25 0891 17  1 gang with 3 fixed lugs, 1 adjustable lug and 1 earth terminal

20 0891 18  2 gang with 1 fixed lug, 1 adjustable lug and 1 earth terminal

### Architrave back boxes

#### Depth 26 mm

5 7364 40  Dimensions : 82 x 28 mm

5 7364 41  Dimensions : 142 x 28 mm

## LED power and locator indicators

Power indicator Cat. No. 7300 58 (red) and locator indicator Cat. No. 7301 58 (green)

These LED packs can be fitted as an option to a range of Synergy White functions including :

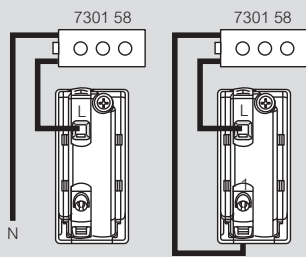
- 10 A switches 1 gang
- 5 A, 13 A and 15 A socket outlets
- 13 A connection units
- 20 A and 45 A double pole control switches

The LED packs are wired in alternative ways for different functionality. Factory fitted LEDs can be re-configured on site

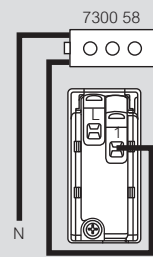
## Sample wiring schemes

### Switch 10 A

Green LED locator

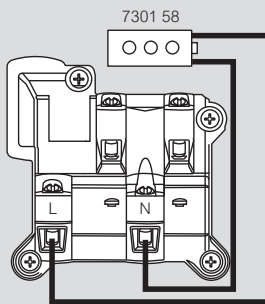


Red LED power indicator

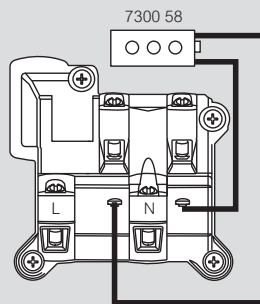


### Socket 13 A switched

Green LED locator

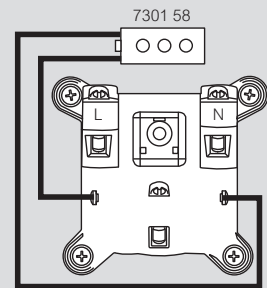


Red LED power indicator



### Socket 13 A unswitched

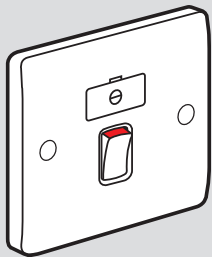
Green LED locator



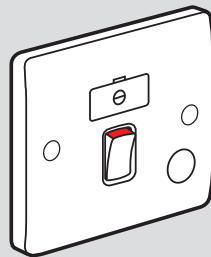
## Cable outlet options : 13 A connection units and 20 A double pole control switches

These devices are available in three cable outlet variants :

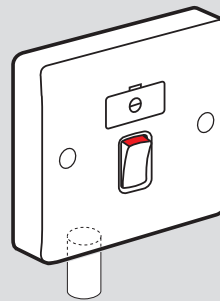
- Without provision for an external cable outlet (i.e. for internal cabling)
- With a cable outlet in the front plate supplied with an integral screw type cable clamp and outlet cover plug
- With a bottom cord outlet on a deep plate



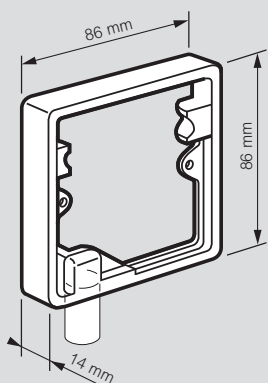
13 A fused connection unit  
no external cable outlet



13 A fused connection unit  
with front cable outlet



13 A fused connection unit  
with deep plate and bottom  
cable outlet



Additionally the use of cord outlet accessory box Cat. No. 7300 53, enables a flush-to-wall cable outlet option  
The outlet box dimensions are nominally 86 x 86 mm and 14 mm deep  
The outlet box is supplied with the necessary longer installation screws and has an integral automatic cable restraint

# Synergy® white

standard engraving

LEGRAND SYNERGY STANDARD ENGRAVING			
Engraving	20A DP SWITCHES	13A FUSED CONNECTION UNITS	
	Without cable outlet	Switched without cable outlet	Switched without cable outlet with indicator
CENTRAL HEATING	7300 10CG	7300 34CG	7300 35CG
COOKER HOOD	7300 10CH	7300 34CH	7300 35CH
DISHWASHER	7300 10DW	7300 34DW	7300 35DW
EXTRACTOR	7300 10EX	7300 34EX	7300 35EX
EXTRACTOR HOOD	7300 10EH	7300 34EH	7300 35EH
FAN	7300 10FN	7300 34FN	7300 35FN
FRIDGE	7300 10FR	7300 34FR	7300 35FR
FRIDGE FREEZER	7300 10FF	7300 34FF	7300 35FF
HEATER	7300 10HR	7300 34HR	7300 35HR
HOB	7300 10HB	7300 34HB	7300 35HB
MICROWAVE	7300 10MW	7300 34MW	7300 35MW
OVEN	7300 10OV	7300 34OV	7300 35OV
TOWEL RAIL	7300 10TR	7300 34TR	7300 35TR
TUMBLE DRYER	7300 10TD	7300 34TD	7300 35TD
WASHING MACHINE	7300 10WM	7300 34WM	7300 35WM

Full box quantities only - Pack quantity 10

**Bespoke engraving available on request.**

Engraving markings differ slightly from pad printed markings appearing elsewhere in the catalogue

For lead times of above engravings, please contact us on +44 (0) 345 605 4333 or email [technical.uk@legrand.co.uk](mailto:technical.uk@legrand.co.uk)



8330 00



8332 02



8334 03



8331 51



8333 57

Slim front plate:

BSS: Plates made of austenitic Stainless Steel - non-magnetic - grade 304 L

PSS: Plates made of Stainless Steel + rust resistance

G: Plates made of Stainless Steel + rust resistance

Terminal screws captive and backed off ready for cabling - large angled terminal entries. Compact mechanism for maximum wiring space

### Pack Cat.Nos. Single pole plate switches 10 AX - 250 V~

Conform to BS EN 60669-1  
Flush mounting back box : min. 16 mm deep

#### 1 gang - 1 way switch

Nominal plate dimensions : 86 x 86 mm

- |   |         |  |                            |
|---|---------|--|----------------------------|
| 1 | 8330 00 |  | ● Brushed stainless steel  |
| 1 | 8332 00 |  | ● Polished stainless steel |
| 1 | 8334 00 |  | ● Gold                     |

#### 1 gang - 2 way switch

Nominal plate dimensions : 86 x 86 mm

- |   |         |  |                            |
|---|---------|--|----------------------------|
| 1 | 8330 01 |  | ● Brushed stainless steel  |
| 1 | 8332 01 |  | ● Polished stainless steel |
| 1 | 8334 01 |  | ● Gold                     |

#### 1 gang - intermediate switch

Nominal plate dimensions : 86 x 86 mm

- |   |         |  |                            |
|---|---------|--|----------------------------|
| 1 | 8330 05 |  | ● Brushed stainless steel  |
| 1 | 8332 05 |  | ● Polished stainless steel |
| 1 | 8334 05 |  | ● Gold                     |

#### 2 gang - 2 way switch

Nominal plate dimensions : 86 x 86 mm

- |   |         |  |                            |
|---|---------|--|----------------------------|
| 1 | 8330 02 |  | ● Brushed stainless steel  |
| 1 | 8332 02 |  | ● Polished stainless steel |
| 1 | 8334 02 |  | ● Gold                     |

#### 3 gang - 2 way switch

Nominal plate dimensions : 86 x 86 mm

- |   |         |  |                            |
|---|---------|--|----------------------------|
| 1 | 8330 03 |  | ● Brushed stainless steel  |
| 1 | 8332 03 |  | ● Polished stainless steel |
| 1 | 8334 03 |  | ● Gold                     |

#### 4 gang - 2 way switch

Nominal plate dimensions : 86 x 146 mm

- |   |         |  |                            |
|---|---------|--|----------------------------|
| 1 | 8330 04 |  | ● Brushed stainless steel  |
| 1 | 8332 04 |  | ● Polished stainless steel |
| 1 | 8334 04 |  | ● Gold                     |

### Single pole push switches 10 A - 250 V~

Conform to BS EN 60669-1  
Flush mounting back box : min. 16 mm deep  
Nominal plate dimensions : 86 x 86 mm

#### 1 gang - 2 way push switch

- |   |         |  |                            |
|---|---------|--|----------------------------|
| 1 | 8330 07 |  | ● Brushed stainless steel  |
| 1 | 8332 07 |  | ● Polished stainless steel |
| 1 | 8334 07 |  | ● Gold                     |

### Single pole plate switches 20 AX - 250 V~

Conform to BS EN 60669-1  
Flush mounting back box : min. 16 mm deep  
Nominal plate dimensions : 86 x 86 mm

#### 1 gang - 2 way switch

- |   |         |  |                            |
|---|---------|--|----------------------------|
| 1 | 8331 31 |  | ● Brushed stainless steel  |
| 1 | 8333 31 |  | ● Polished stainless steel |
| 1 | 8335 31 |  | ● Gold                     |

### Pack Cat.Nos. Single pole plate switches 20 AX - 250 V~

Conform to BS EN 60669-1  
Flush mounting back box : min. 16 mm deep  
Nominal plate dimensions : 86 x 86 mm

#### 2 gang - 2 way switch

- |   |         |  |                            |
|---|---------|--|----------------------------|
| 1 | 8331 32 |  | ● Brushed stainless steel  |
| 1 | 8333 32 |  | ● Polished stainless steel |
| 1 | 8335 32 |  | ● Gold                     |

#### 3 gang - 2 way switch

- |   |         |  |                            |
|---|---------|--|----------------------------|
| 1 | 8331 33 |  | ● Brushed stainless steel  |
| 1 | 8333 33 |  | ● Polished stainless steel |
| 1 | 8335 33 |  | ● Gold                     |

### Push on/off rotary universal dimmer 5 W/300 W

Conform to IEC 60669-2-1  
Flush mounting back box : min. 40 mm deep  
Equipped with overvoltage and short-circuit protection  
Screw terminals. For all types of lamps :  
- dimmable LEDs : 5 W to 75 W  
- dimmable compact fluorescent lamps : 5 W to 75 W  
- halogen with ferromagnetic or electronic transformer : 5 VA to 300 VA  
- fluorescent tube - ballast : 5 VA to 300 VA  
- halogen and incandescent 230 V : 5 W to 300 W  
When switched on, gradually (2 seconds) lights up at the level set before last switch-off  
Nominal plate dimensions : 86 x 86 mm

#### 1 gang - 2 way push switch

- |   |         |  |                            |
|---|---------|--|----------------------------|
| 1 | 8331 51 |  | ● Brushed stainless steel  |
| 1 | 8333 51 |  | ● Polished stainless steel |
| 1 | 8335 51 |  | ● Gold                     |

### Push on/off rotary dimmer 400 W 100-240 V~ - 50/60 Hz

Conform to BS EN 60669-1-2  
Flush mounting back box : min. 25 mm deep  
Nominal plate dimensions : 86 x 86 mm

#### 1 gang - 2 way

- |   |         |  |                            |
|---|---------|--|----------------------------|
| 1 | 8331 56 |  | ● Brushed stainless steel  |
| 1 | 8333 56 |  | ● Polished stainless steel |
| 1 | 8335 56 |  | ● Gold                     |

#### 2 gang - 2 way

- |   |         |  |                            |
|---|---------|--|----------------------------|
| 1 | 8331 57 |  | ● Brushed stainless steel  |
| 1 | 8333 57 |  | ● Polished stainless steel |
| 1 | 8335 57 |  | ● Gold                     |

### Push on/off rotary dimmer 1000 W 100-240 V/50-60 Hz

Conform to BS EN 60669-1  
- Flush mounting back box : min. 40 mm deep  
- 60-1000 W (230 V)  
- 60-500 W (127 V) for incandescent and halogen lamps  
60-600 VA (230 V)  
- 60-300 VA (127 V) for halogen lamps with electronic transformers  
60-100 VA (230 V)  
- 60-500 VA (127 V) for halogen lamps with ferromagnetic transformers  
Nominal plate dimensions : 86 x 86 mm

#### 1 gang

- |   |         |  |                            |
|---|---------|--|----------------------------|
| 1 | 8331 50 |  | ● Brushed stainless steel  |
| 1 | 8333 50 |  | ● Polished stainless steel |
| 1 | 8335 50 |  | ● Gold                     |

# Synergy® Authentic

British standard socket outlets



8330 65



8332 75



8330 60



8334 61



8332 71

Slim front plate:

BSS: Plates made of austenitic Stainless Steel - non-magnetic - grade 304 L

PSS: Plates made of Stainless Steel + rust resistance

G: Plates made of Stainless Steel + rust resistance

Terminal screws captive and backed off ready for cabling - large angled terminal entries

Compact mechanism for maximum wiring space

Pack	Cat.Nos.	Socket outlets 13 A - 250 V~
		Conform to BS 1363 : Part. 2 With safety shutter mechanism Flush mounting back box : min. 25 mm deep ASTA licence
		<b>1 gang unswitched</b> Nominal plate dimensions : 86 x 86 mm
1	8330 65	● Brushed stainless steel
1	8332 65	● Polished stainless steel
1	8334 65	● Gold
		<b>2 gang unswitched</b> Nominal plate dimensions : 86 x 146 mm
1	8330 75	● Brushed stainless steel
1	8332 75	● Polished stainless steel
1	8334 75	● Gold

Pack	Cat.Nos.	Double pole socket outlets 13 A - 250 V~
		Conform to BS 1363 : Part. 2 With safety shutter mechanism Flush mounting back box : min. 25 mm deep ASTA licence
		<b>1 gang switched</b> Nominal plate dimensions : 86 x 86 mm
1	8330 60	● Brushed stainless steel
1	8332 60	● Polished stainless steel
1	8334 60	● Gold
		<b>1 gang switched with blue LED power indicator</b> Nominal plate dimensions : 86 x 86 mm
1	8330 61	● Brushed stainless steel
1	8332 61	● Polished stainless steel
1	8334 61	● Gold
		<b>2 gang switched</b> Nominal plate dimensions : 86 x 146 mm
1	8330 70	● Brushed stainless steel
1	8332 70	● Polished stainless steel
1	8334 70	● Gold
		<b>2 gang switched with blue LED power indicator</b> Nominal plate dimensions : 86 x 146 mm
1	8330 71	● Brushed stainless steel
1	8332 71	● Polished stainless steel
1	8334 71	● Gold
		<b>2 gang switched outboard for standard and clean earth applications</b> Nominal plate dimensions : 86 x 146 mm
1	8330 74	● Brushed stainless steel
1	8332 74	● Polished stainless steel
1	8334 74	● Gold

Pack	Cat.Nos.	Key switched socket outlets 13 A - 250 V~
		Conform to BS 1363 - Part. 2 : 1995 Flush mounting back box : min. 35 mm deep Nominal plate dimensions : 86 x 146 mm
1	8216 57	● Brushed stainless steel
1	8216 58	● Polished stainless steel
1	8216 59	● Gold



Slim front plate:

BSS: Plates made of austenitic Stainless Steel - non-magnetic - grade 304 L

PSS: Plates made of Stainless Steel + rust resistance

G: Plates made of Stainless Steel + rust resistance

Terminal screws captive and backed off ready for cabling - large angled terminal entries

Compact mechanism for maximum wiring space

Pack	Cat.Nos.	RCD sockets 13 A - 250 V $\sim$	Pack	Cat.Nos.	Socket outlets 5 A - 250 V $\sim$
		Conform to BS 7288 : 1990 and BS 1363 - Part 2 : 1995 Conventional earth pin release shutter Maximum operating current 16 A Electronic RCD module with a membrane switch for "test and reset" Flush mounting back box : min. 25 mm deep			Conform to BS 546 Patented 3 pin safety shutter mechanism, Flush mounting back box : min. 25 mm deep
		<b>ELO - DP 30 mA - active</b> Trips in the event of a power failure Ideal for applications where it is desirable to prevent automatic reactivation of equipment after a power failure. For hazardous, e.g. machinery, power tools			<b>1 gang unswitched</b> Nominal plate dimensions : 86 x 86 mm
1	8330 85	1 gang - Nominal plate dimensions : 86 x 86 mm	1	8330 68	● Brushed stainless steel
1	8332 85	● Brushed stainless steel	1	8332 68	● Polished stainless steel
1	8334 85	● Polished stainless steel	1	8334 68	● Gold
		<b>ELR - DP 30 mA - passive</b> Trips in the event of a power failure Ideal for applications where it is desirable to automatically reactivate equipment after a power failure. E.g. fridge, freezer, unmanned areas			<b>1 gang switched - single pole</b> Nominal plate dimensions : 86 x 146 mm
1	8330 97	1 gang - Nominal plate dimensions : 86 x 86 mm	1	8330 69	● Brushed stainless steel
1	8332 97	● Brushed stainless steel	1	8332 69	● Polished stainless steel
1	8334 97	● Polished stainless steel	1	8334 69	● Gold
		2 gang - Nominal plate dimensions : 86 x 146 mm			<b>Socket outlets 2 A - 250 V<math>\sim</math></b>
1	8330 86	1 gang - Nominal plate dimensions : 86 x 86 mm			Conform to BS 546 Flush mounting back box : min. 25 mm deep Nominal plate dimensions : 86 x 86 mm
1	8332 86	● Brushed stainless steel	1	8330 59	<b>1 gang unswitched</b>
1	8334 86	● Polished stainless steel	1	8332 59	● Brushed stainless steel
		2 gang - Nominal plate dimensions : 86 x 146 mm	1	8334 59	● Polished stainless steel
1	8330 98	1 gang - Nominal plate dimensions : 86 x 86 mm			● Gold
1	8332 98	● Brushed stainless steel			<b>Double USB sockets</b>
1	8334 98	● Polished stainless steel			Flush mounting back box : min. 40 mm deep Input voltage: 110 V/ 230 V Comply with IEC 62684 5 V (output) - 2400 mA Wiring with 1.5 mm <sup>2</sup> and 2.5 mm <sup>2</sup> (only live and neutral)
		2 gang - Nominal plate dimensions : 86 x 146 mm	1	8330 44	● Brushed stainless steel
1	8330 88	1 gang - Nominal plate dimensions : 86 x 86 mm	1	8332 44	● Polished stainless steel
1	8332 88	● Brushed stainless steel	1	8334 44	● Gold
1	8334 88	● Polished stainless steel			<b>Switched USB sockets</b>
		2 gang - Nominal plate dimensions : 86 x 146 mm			Socket outlets conform to BS 1363 - Part 2
1	8330 89	1 gang unswitched	1	8200 23	<b>2 gang 13 A single pole switched + USB</b>
1	8332 89	● Brushed stainless steel	1	8200 24	● Brushed stainless steel
1	8334 89	● Polished stainless steel	1	8200 25	● Polished stainless steel
		1 gang switched - single pole			● Gold
1	8330 89	1 gang - Nominal plate dimensions : 86 x 86 mm			
1	8332 89	● Brushed stainless steel			
1	8334 89	● Polished stainless steel			

# Synergy® Authentic

fan switch and double pole switches



8334 09



8330 10



8332 16



8334 21



8334 12



8330 22



8332 23

Slim front plate:

BSS: Plates made of austenitic Stainless Steel - non-magnetic - grade 304 L

PSS: Plates made of Stainless Steel + rust resistance

G: Plates made of Stainless Steel + rust resistance

Terminal screws captive and backed off ready for cabling - large angled terminal entries

Compact mechanism for maximum wiring space

Pack	Cat.Nos.	3 pole fan switch 10 A - 250 V~
1	8330 09	Conform to BS EN 60669-1 : 2000 With integrated padlockable safety block in OFF position Flush mounting back box : min. 25 mm deep Nominal plate dimensions : 86 x 86 mm ● Brushed stainless steel ● Polished stainless steel ● Gold
1	8332 09	
1	8334 09	
1	8330 10	<b>Double pole switches 20 A - 250 V~</b> Conform to BS EN 60669-1 Flush mounting back box : min. 25 mm deep Use cord outlet accessory Cat.No 7300 53 p.38 for external cord outlet Nominal plate dimensions : 86 x 86 mm <b>DP switch</b> ● Brushed stainless steel ● Polished stainless steel ● Gold
1	8332 10	
1	8334 10	
1	8330 16	<b>DP switch + cord outlet + blue LED power indicator</b> ● Brushed stainless steel ● Polished stainless steel ● Gold
1	8332 16	
1	8334 16	
1	8330 12	<b>DP switch + blue LED power indicator</b> ● Brushed stainless steel ● Polished stainless steel ● Gold
1	8332 12	
1	8334 12	

Pack	Cat.Nos.	Double pole switches 45 A - 250 V~
1	8330 22	Conform to BS EN 60669-1 Flush mounting back box : min. 45 mm deep <b>1 gang switch</b> Nominal plate dimensions : 86 x 86 mm ● Brushed stainless steel ● Polished stainless steel ● Gold
1	8332 22	
1	8334 22	
1	8330 23	<b>1 gang switch + blue LED power indicator</b> Nominal plate dimensions : 86 x 86 mm ● Brushed stainless steel ● Polished stainless steel ● Gold
1	8332 23	
1	8334 23	
1	8330 21	<b>1 gang switch + blue LED power indicator large plate</b> Nominal plate dimensions : 146 x 86 mm ● Brushed stainless steel ● Polished stainless steel ● Gold
1	8332 21	
1	8334 21	

## Synergy® Authentic

cooker control units and fused connection units



## Synergy® Authentic

shaver sockets, cable outlets, blanking plates and cord outlets



8332 29



8334 37

Slim front plate:

BSS: Plates made of austenitic Stainless Steel - non-magnetic - grade 304 L

PSS: Plates made of Stainless Steel + rust resistance

G: Plates made of Stainless Steel + rust resistance

Terminal screws captive and backed off ready for cabling - large angled terminal entries. Compact mechanism for maximum wiring space

Pack	Cat.Nos.	Cooker control units - 250 V~
		Conform to BS 4177 : 1992 Flush mounting back box : min. 47 mm deep Nominal plate dimensions : 86 x 146 mm
		<b>45 A DP switch + 13 A DP switched socket outlet with blue LED power indicator</b>
1	8330 29	● Brushed stainless steel
1	8332 29	● Polished stainless steel
1	8334 29	● Gold
		<b>Fused connection units 13 A - 250 V~</b>
		Conform to BS 1363 : Part. 4 Front cable outlet with cord grip Fuse supplied Locked captive fuse carrier (padlockable) Flush mounting back box : min. 25 mm deep
		<b>Unswitched with cord outlet</b> Nominal plate dimensions : 86 x 86 mm
1	8330 32	● Brushed stainless steel
1	8332 32	● Polished stainless steel
1	8334 32	● Gold
		<b>Unswitched without cord outlet</b> Nominal plate dimensions : 86 x 86 mm
1	8330 30	● Brushed stainless steel
1	8332 30	● Polished stainless steel
1	8334 30	● Glossy gold
		<b>Unswitched with blue LED power indicator</b> Nominal plate dimensions : 86 x 86 mm
1	8330 31	● Brushed stainless steel
1	8332 31	● Polished stainless steel
1	8334 31	● Gold
		<b>Unswitched with blue LED power indicator + cord outlet</b> Nominal plate dimensions : 86 x 86 mm
1	8330 33	● Brushed stainless steel
1	8332 33	● Polished stainless steel
1	8334 33	● Gold
		<b>DP switched without cord outlet</b> Nominal plate dimensions : 86 x 146 mm
1	8330 34	● Brushed stainless steel
1	8332 34	● Polished stainless steel
1	8334 34	● Gold
		<b>DP switched with blue LED power indicator</b> Nominal plate dimensions : 86 x 146 mm
1	8330 35	● Brushed stainless steel
1	8332 35	● Polished stainless steel
1	8334 35	● Gold
		<b>DP switched with blue LED power indicator + cord outlet</b> Nominal plate dimensions : 86 x 146 mm
1	8330 37	● Brushed stainless steel
1	8332 37	● Polished stainless steel
1	8334 37	● Gold



8332 90



8330 19



8334 95

Slim front plates:

BSS: Plates made of austenitic Stainless Steel - non-magnetic - grade 304 L

PSS: Plates made of Stainless Steel + rust resistance

G: Plates made of Stainless Steel + rust resistance

Terminal screws captive and backed off ready for cabling - large angled terminal entries. Compact mechanism for maximum wiring space

Pack	Cat.Nos.	Shaver sockets
		Conform to BS EN 61558-2-5 Suitable for use with European, British and Australian 2 pin plugs Rating : 20 VA IP 24 Screwless live and neutral terminals Flush mounting back box : min. 45 mm deep Nominal plate dimensions : 146 x 86 mm
		<b>230/120 V~ - 50/60 Hz</b>
1	8330 90	● Brushed stainless steel
1	8332 90	● Polished stainless steel
1	8334 90	● Gold
		<b>Cable outlets</b>
		Conform to BS 5733 Fitted clamp and outlet membrane With terminal block Nominal plate dimensions : 86 x 86 mm
		<b>20 A - 250 V~</b>
1	8330 19	● Brushed stainless steel
1	8332 19	● Polished stainless steel
1	8334 19	● Gold
		<b>45 A - 250 V~</b>
1	8330 26	● Brushed stainless steel
1	8332 26	● Polished stainless steel
1	8334 26	● Gold
		<b>Blanking plates</b>
		<b>1 gang</b> Nominal plate dimensions : 86 x 86 mm
1	8330 95	● Brushed stainless steel
1	8332 95	● Polished stainless steel
1	8334 95	● Gold
		<b>2 gang</b> Nominal plate dimensions : 86 x 146 mm
1	8330 96	● Brushed stainless steel
1	8332 96	● Polished stainless steel
1	8334 96	● Gold
		<b>Cord outlets</b>
		<b>1 gang</b> Nominal plate dimensions : 86 x 86 mm
1	8330 52	● Brushed stainless steel
1	8332 52	● Polished stainless steel
1	8334 52	● Gold



# Synergy® Authentic

telephone, data sockets and television sockets



Slim front plate:

BSS: Plates made of austenitic Stainless Steel - non-magnetic - grade 304 L

PSS: Plates made of Stainless Steel + rust resistance

G: Plates made of Stainless Steel + rust resistance

Terminal screws captive and backed off ready for cabling - large angled terminal entries

Compact mechanism for maximum wiring space

Pack	Cat.Nos.	Telephone sockets
		Flush mounting back box : min. 35 mm deep Nominal plate dimensions : 86 x 86 mm
1	8330 50	<b>UK master</b>
1	8332 50	● Brushed stainless steel
1	8334 50	● Polished stainless steel
		● Gold
1	8330 51	<b>UK secondary</b>
1	8332 51	● Brushed stainless steel
1	8334 51	● Polished stainless steel
		● Gold
1	8330 54	<b>RJ 11/RJ 12 - single</b>
1	8332 54	● Brushed stainless steel
1	8334 54	● Polished stainless steel
		● Gold
		<b>Data sockets CAT. 6</b>
		Rapid cable connection Flush mounting back box : min. 35 mm deep Nominal plate dimensions : 86 x 86 mm
1	8330 56	<b>RJ 45 - single</b>
1	8332 56	● Brushed stainless steel
1	8334 56	● Polished stainless steel
		● Gold
1	8330 57	<b>RJ 45 - twin</b>
1	8332 57	● Brushed stainless steel
1	8334 57	● Polished stainless steel
		● Gold

Pack	Cat.Nos.	Television sockets
		Flush mounting back box : min. 47 mm deep Screened Nominal plate dimensions : 86 x 86 mm
1	8330 40	<b>TV socket - single male</b>
1	8332 40	● Brushed stainless steel
1	8334 40	● Polished stainless steel
		● Gold
1	8330 41	<b>SAT socket - single "F" type</b>
1	8332 41	● Brushed stainless steel
1	8334 41	● Polished stainless steel
		● Gold
1	8330 43	<b>TV-R-SAT socket - "F" type</b>
1	8332 43	● Brushed stainless steel
1	8334 43	● Polished stainless steel
		● Gold
		<b>Quad outlet</b>
		Quad outlet, TV, radio + 2 satellite + TV return with secondary telephone outlet Nominal plate dimensions : 86 x 146 mm
1	8216 63	● Brushed stainless steel
1	8216 64	● Polished stainless steel
1	8216 65	● Gold
		<b>Media plate (monobloc)</b>
		Comprising : • 2 x independent satellite feeds • 1 x terrestrial TV socket suitable for analogue and digital signals • 1 x video return • 1 gang x 2 modules Arteur carrier plate with blanks, suitable for Arteur mechanisms (telephone, HDMI, RJ45, RCA) • 2 x Synergy 2 gang switched double pole 13 A sockets To be used with back box Cat. No. 8204 58 (see below) Nominal plate dimensions : 206 x 267 mm
1	8216 60	● Brushed stainless steel
1	8216 61	● Polished stainless steel
1	8216 62	● Gold
		<b>Back box for media plate</b>
		Dimensions : 194 x 254 x 35 mm With phase barrier Material : grey epoxy coated steel 35 mm deep box
1	8204 58	

# Synergy® Authentic

## plates and support frames



8330 93



8331 91



7354 90



7354 91

Polished stainless steel front plates : electroplated stainless steel plate with trivalent chrome for mirror finish  
Terminal screws captive and backed off ready for cabling



Grid selection charts **p. 64-65**  
Grid modules **p. 61-63**  
Arteor modules **www.legrand.co.uk**

Pack	Cat.Nos.	Carrier plates for Arteor, Nuvo and Vantage modules (square)
		No additional support required Enables a Synergy installation to benefit from additional functionality such as international sockets and to match audio and lighting systems with the wiring accessories
		<b>1 gang - 1 module</b> Nominal plate dimensions : 86 x 86 mm
1	8330 91	● Brushed stainless steel
1	8332 91	● Polished stainless steel
1	8334 91	● Gold
		<b>1 gang - 2 modules</b> Nominal plate dimensions : 86 x 86 mm
1	8330 92	● Brushed stainless steel
1	8332 92	● Polished stainless steel
1	8334 92	● Gold
		<b>2 gang - 3 modules</b> Nominal plate dimensions : 86 x 146 mm
1	8330 93	● Brushed stainless steel
1	8332 93	● Polished stainless steel
1	8334 93	● Gold
		<b>2 gang - 4 module</b> Nominal plate dimensions : 86 x 146 mm
1	8330 94	● Brushed stainless steel
1	8332 94	● Polished stainless steel
1	8334 94	● Gold

Pack	Cat.Nos.	1 and 2 gang front plates for grid modules
		For support frames, see below
		<b>1 gang - 1 small aperture module</b> Nominal dimensions : 86 x 86 mm
1	8331 91	● Brushed stainless steel
1	8333 91	● Polished stainless steel
1	8335 91	● Gold
		<b>1 gang - 2 small aperture modules</b> Nominal dimensions : 86 x 86 mm
1	8331 92	● Brushed stainless steel
1	8333 92	● Polished stainless steel
1	8335 92	● Gold
		<b>2 gang - 3 small aperture modules</b> Nominal dimensions : 86 x 146 mm
1	8331 93	● Brushed stainless steel
1	8333 93	● Polished stainless steel
1	8335 93	● Gold
		<b>2 gang - 4 small aperture modules</b> Nominal dimensions : 86 x 146 mm
1	8331 94	● Brushed stainless steel
1	8333 94	● Polished stainless steel
1	8335 94	● Gold

Pack	Cat.Nos.	1 and 2 gang support frames for grid modules
10	7354 90	1 gang - 1 module
10	7354 91	1 gang - 2 modules
10	7354 92	2 gang - 3/4 modules

Arteor modules  
[www.legrand.co.uk](http://www.legrand.co.uk)



Complete range of grid front plates and modules  
**p. 61-66**



# Synergy® Sleek Design

single pole switches and dimmers



8321 31



8323 32



8325 33



8321 51



8323 57



8325 50

Sleek design

BSS: Plates made of austenitic Stainless Steel - non-magnetic - grade 304 L

PSS: Plates made of Stainless Steel + rust resistance

G: Plates made of Stainless Steel + rust resistance

Terminal screws captive and backed off ready for cabling - large angled terminal entries

Compact mechanism for maximum wiring space

## Pack Cat.Nos. Single pole plate switches 10 AX - 250 V~

Conform to BS EN 60669-1  
Flush mounting back box : min. 35 mm deep  
Nominal plate dimensions : 86 x 86 mm

**1 gang - 2 way switch**  
● Brushed stainless steel  
● Polished stainless steel  
● Gold

**2 gang - 2 way switch**  
● Brushed stainless steel  
● Polished stainless steel  
● Gold

## Pack Cat.Nos. Single pole plate switches 20 AX - 250 V~

Conform to BS EN 60669-1  
Flush mounting back box : min. 35 mm deep

**1 gang - 2 way switch**  
Nominal plate dimensions : 86 x 86 mm  
● Brushed stainless steel  
● Polished stainless steel  
● Gold

**2 gang - 2 way switch**  
Nominal plate dimensions : 86 x 86 mm  
● Brushed stainless steel  
● Polished stainless steel  
● Gold

**3 gang - 2 way switch**  
Nominal plate dimensions : 86 x 86 mm  
● Brushed stainless steel  
● Polished stainless steel  
● Gold

**4 gang - 2 way switch**  
Nominal plate dimensions : 86 x 146 mm  
● Brushed stainless steel  
● Polished stainless steel  
● Gold

## Pack Cat.Nos. Single pole intermediate 10 AX - 250 V~

Conform to BS EN 60669-1  
Flush mounting back box : min. 35 mm deep

● Brushed stainless steel  
● Polished stainless steel  
● Gold

## Pack Cat.Nos. Single pole push switches 10 A - 250 V~

Conform to BS EN 60669-1  
Flush mounting back box : min. 35 mm deep  
Nominal plate dimensions : 86 x 86 mm

**1 gang - 2 way push switch**  
● Brushed stainless steel  
● Polished stainless steel  
● Gold

## Pack Cat.Nos. Push on/off rotary universal dimmers 5 W/300 W 100 - 240 V~ - 50/60 Hz

Conform to IEC 60669-2-1  
Flush mounting back box : min. 40 mm deep  
Equipped with overvoltage and short-circuit protection  
Screw terminals

For all types of lamps :  
- dimmable LEDs : 5 W to 75 W  
- dimmable compact fluorescent lamps : 5 W to 75 W  
- halogen with ferromagnetic or electronic transformer : 5 VA to 300 VA  
- fluorescent tube - ballast : 5 VA to 300 VA  
- halogen and incandescent 230 V : 5 W to 300 W  
When switched on, gradually (2 seconds) lights up at the level set before last switch-off  
Nominal plate dimensions : 86 x 86 mm

**1 gang - 2 way push switch**  
● Brushed stainless steel  
● Polished stainless steel  
● Gold

## Pack Cat.Nos. Push on/off rotary dimmers 400 W 100 - 240 V~ - 50/60 Hz

Conform to BS EN 60669-1  
Flush mounting back box : min. 35 mm deep  
Nominal plate dimensions : 86 x 86 mm

**1 gang - 2 way**  
● Brushed stainless steel  
● Polished stainless steel  
● Gold

**2 gang - 2 way**  
● Brushed stainless steel  
● Polished stainless steel  
● Gold

## Pack Cat.Nos. Push on/off rotary dimmers 1000 W 250 V~ - 50/60 Hz

Conform to BS EN 60669-1  
- Flush mounting back box : min. 40 mm deep  
- 60-1000 W (230 V)  
- 60-500 W (127 V) for incandescent and halogen lamps 60-600 VA (230 V)  
- 60-300 VA (127 V) for halogen lamps with electronic transformers 60-100 VA (230 V)  
- 60-500 VA (127 V) for halogen lamps with ferromagnetic transformers  
Nominal plate dimensions : 86 x 86 mm

**1 gang - 2 way push switch**  
● Brushed stainless steel  
● Polished stainless steel  
● Gold

# Synergy® Sleek Design

British standard socket outlets and USB socket



8320 75



8322 61



8324 89



8322 59



8320 44

Sleek design

BSS: Plates made of austenitic Stainless Steel - non-magnetic - grade 304 L

PSS: Plates made of Stainless Steel + rust resistance

G: Plates made of Stainless Steel + rust resistance

Terminal screws captive and backed off ready for cabling - large angled terminal entries

Compact mechanism for maximum wiring space

Pack	Cat.Nos.	Socket outlets 13 A - 250 V~
1	8320 65	<p>Conform to BS EN 1363: Part. 2 With safety shutter mechanism Flush mounting back box : min. 35 mm deep ASTA licence </p> <p><b>1 gang unswitched</b> Nominal plate dimensions : 86 x 86 mm</p> <ul style="list-style-type: none"> <li>● Brushed stainless steel</li> <li>● Polished stainless steel</li> <li>● Gold</li> </ul>
1	8322 65	
1	8324 65	
1	8320 75	<p><b>2 gang unswitched</b> Nominal plate dimensions : 86 x 146 mm</p> <ul style="list-style-type: none"> <li>● Brushed stainless steel</li> <li>● Polished stainless steel</li> <li>● Gold</li> </ul>
1	8322 75	
1	8324 75	
1	8320 60	<p><b>Double pole socket outlets 13 A - 250 V~</b> Conform to BS EN 1363: Part. 2 With safety shutter mechanism Flush mounting back box : min. 35 mm deep Nominal plate dimensions : 86 x 86 mm ASTA licence </p> <p><b>1 gang switched</b></p> <ul style="list-style-type: none"> <li>● Brushed stainless steel</li> <li>● Polished stainless steel</li> <li>● Gold</li> </ul>
1	8322 60	
1	8324 60	
1	8320 61	<p><b>1 gang switched with blue LED power indicator</b></p> <ul style="list-style-type: none"> <li>● Brushed stainless steel</li> <li>● Polished stainless steel</li> <li>● Gold</li> </ul>
1	8322 61	
1	8324 61	
1	8320 70	<p><b>2 gang switched</b></p> <ul style="list-style-type: none"> <li>● Brushed stainless steel</li> <li>● Polished stainless steel</li> <li>● Gold</li> </ul>
1	8322 70	
1	8324 70	
1	8320 71	<p><b>2 gang switched with blue LED power indicator</b></p> <ul style="list-style-type: none"> <li>● Brushed stainless steel</li> <li>● Polished stainless steel</li> <li>● Gold</li> </ul>
1	8322 71	
1	8324 71	

Pack	Cat.Nos.	Socket outlets 15 A - 250 V~
1	8320 89	<p>Conform to BS 546 Patented 3 pin safety shutter mechanism Flush mounting back box : min. 35 mm deep Nominal plate dimensions : 86 x 86 mm</p> <p><b>1 gang switched</b></p> <ul style="list-style-type: none"> <li>● Brushed stainless steel</li> <li>● Polished stainless steel</li> <li>● Gold</li> </ul>
1	8322 89	
1	8324 89	
1	8320 69	<p><b>Socket outlets 5 A - 250 V~</b> Conform to BS 546 Patented 3 pin safety shutter mechanism Flush mounting back box : min. 25 mm deep Nominal plate dimensions : 86 x 86 mm</p> <p><b>1 gang switched - single pole</b></p> <ul style="list-style-type: none"> <li>● Brushed stainless steel</li> <li>● Polished stainless steel</li> <li>● Gold</li> </ul>
1	8322 69	
1	8324 69	
1	8320 59	<p><b>Socket outlets 2 A - 250 V~</b> Conform to BS 546 Flush mounting back box : min. 25 mm deep Nominal plate dimensions : 86 x 86 mm</p> <p><b>1 gang unswitched</b></p> <ul style="list-style-type: none"> <li>● Brushed stainless steel</li> <li>● Polished stainless steel</li> <li>● Gold</li> </ul>
1	8322 59	
1	8324 59	
1	8320 44	<p><b>Double USB socket</b> Conform to IEC 62684 Flush mounting back box : min. 40 mm deep Input voltage: 110 V/ 230 V 5 V (output) - 2400 mA Wiring with 1.5 mm<sup>2</sup> and 2.5 mm<sup>2</sup> (only live and neutral)</p> <ul style="list-style-type: none"> <li>● Brushed stainless steel</li> <li>● Polished stainless steel</li> <li>● Gold</li> </ul>
1	8322 44	
1	8324 44	

For switched USB socket outlets  
Contact us on +44 (0) 345 605 4333

# Synergy® Sleek Design

## double pole switches



8320 10



8322 16



8324 12



8324 23

### Sleek design

BSS: Plates made of austenitic Stainless Steel - non-magnetic - grade 304 L

PSS: Plates made of Stainless Steel + rust resistance

G: Plates made of Stainless Steel + rust resistance

Terminal screws captive and backed off ready for cabling - large angled terminal entries

Compact mechanism for maximum wiring space

Pack	Cat.Nos.	Double pole switches 20 A - 250 V~
		Conform to BS EN 60669-1 Flush mounting back box : min. 35 mm deep Supplied with 1 gang side extension (3 mm thick) Cat. No. 8321 98 in case of extra wiring space needed Nominal plate dimensions : 86 x 86 mm
		<b>Double pole switch</b>
1	8320 10	● Brushed stainless steel
1	8322 10	● Polished stainless steel
1	8324 10	● Gold
		<b>Double pole switch + cord outlet</b>
1	8320 16	● Brushed stainless steel
1	8322 16	● Polished stainless steel
1	8324 16	● Gold
		<b>Double pole switch + blue LED power indicator</b>
1	8320 12	● Brushed stainless steel
1	8322 12	● Polished stainless steel
1	8324 12	● Gold

Pack	Cat.Nos.	Double pole switches 45 A - 250 V~
		Conform to BS EN 60669-1 Flush mounting back box : min. 47 mm deep Red rocker Nominal plate dimensions : 86 x 86 mm
		<b>Double pole switch + blue LED power indicator</b>
1	8320 23	● Brushed stainless steel
1	8322 23	● Polished stainless steel
1	8324 23	● Gold

## Synergy® Sleek Design

cooker control units, fused connection units and cable outlets



## Synergy® Sleek Design

hotel equipment



8320 32

8322 37

8324 19

Sleek design

BSS: Plates made of austenitic Stainless Steel - non-magnetic - grade 304 L

PSS: Plates made of Stainless Steel + rust resistance

G: Plates made of Stainless Steel + rust resistance

Terminal screws captive and backed off ready for cabling - large angled terminal entries

Compact mechanism for maximum wiring space

### Pack Cat.Nos. Cooker control units - 250 V~

Pack	Cat.Nos.	Description
1	8320 29	Conform to BS 4177 : 1992 Flush mounting back box : min. 47 mm deep Nominal plate dimensions : 86 x 146 mm <b>45 A Double pole switch + 13 A DP switched socket outlet - with blue LED power indicator</b> ● Brushed stainless steel
1	8322 29	● Polished stainless steel
1	8324 29	● Gold



### Fused connection units unswitched 13 A - 250 V~

Pack	Cat.Nos.	Description
1	8320 32	Conform to BS 1363 : Part. 4 Front cable outlet with cord grip. Fuses supplied Locked captive fuse carrier (padlockable) Flush mounting back box : min. 35 mm deep Supplied with 1 gang side extension Cat. No. 8321 98 (3 mm thick) in case of extra wiring space needed Nominal plate dimensions : 86 x 86 mm <b>Unswitched - with cord outlet</b> ● Brushed stainless steel
1	8322 32	● Polished stainless steel
1	8324 32	● Gold



### Fused connection units switched 13 A - 250 V~

Pack	Cat.Nos.	Description
1	8320 35	Conform to BS 1363 : Part. 4 Front cable outlet with cord grip. Fuses supplied Locked captive fuse carrier (padlockable) Flush mounting back box : min. 35 mm deep Supplied with 1 gang side extension Cat. No. 8321 98 (3 mm thick) in case of extra wiring space needed Nominal plate dimensions : 86 x 86 mm <b>Double pole switched - without cord outlet</b> ● Brushed stainless steel
1	8322 35	● Polished stainless steel
1	8324 35	● Gold
1	8320 37	<b>Double pole switched - with blue LED power indicator + cord outlet</b> ● Brushed stainless steel
1	8322 37	● Polished stainless steel
1	8324 37	● Gold



### Cable outlets

Pack	Cat.Nos.	Description
1	8320 19	Conform to BS 5733 Fitted with clamp and outlet membrane With terminal block Nominal plate dimensions : 86 x 86 mm <b>20 A - 250 V~</b> ● Brushed stainless steel
1	8322 19	● Polished stainless steel
1	8324 19	● Gold
1	8320 26	<b>45 A - 250 V~</b> ● Anthracite grey colour (plastic)



8320 90

8323 00

8325 01

Sleek design

BSS: Plates made of austenitic Stainless Steel - non-magnetic - grade 304 L

PSS: Plates made of Stainless Steel + rust resistance

G: Plates made of Stainless Steel + rust resistance

Terminal screws captive and backed off ready for cabling - large angled terminal entries

Compact mechanism for maximum wiring space

### Pack Cat.Nos. Shaver sockets

Pack	Cat.Nos.	Description
1	8320 90	Conform to BS EN 61558-2-5 Suitable for use with European, British, American and Australian 2 pin plugs. Rating: 20 VA. IP 24 Screwless live and neutral terminals Flush mounting back box : min. 45 mm deep Supplied with 2 gang side extension Cat. No. 8321 99 (3 mm thick) in case of extra wiring space needed Nominal plate dimensions : 146 x 86 mm <b>230 V / 120 V - 50/60 Hz</b> ● Brushed stainless steel
1	8322 90	● Polished stainless steel
1	8324 90	● Gold



### Key card switch 230 V

Pack	Cat.Nos.	Description
1	8321 00	For energising a circuit by inserting a key fob or a smart card (access card for a hotel room) Example of use : hotel room power supply only when guest is present Time delay of approx. 30 sec. after card removal To be equipped with a single pole latching relay or contactor ● Brushed stainless steel
1	8323 00	● Polished stainless steel
1	8325 00	● Gold



### Hotel call indicator DND/Please clean

Pack	Cat.Nos.	Description
1	8321 01	Indicator for corridor Indicator lamp and bell push Installed in the corridor, displays calls ● Brushed stainless steel
1	8323 01	● Polished stainless steel
1	8325 01	● Gold



### Hotel call indicator - internal room control

Pack	Cat.Nos.	Description
1	8321 02	Internal control unit Allows the user to select the desired setting Supplied with LED ● Brushed stainless steel
1	8323 02	● Polished stainless steel
1	8325 02	● Gold



## Synergy® Sleek Design

telephone, data sockets and television sockets



## Synergy® Sleek Design

blanking plates, cord outlets



8320 50



8322 54



8324 57



8320 40



8322 41



8324 43

Sleek design

BSS: Plates made of austenitic Stainless Steel - non-magnetic - grade 304 L

PSS: Plates made of Stainless Steel + rust resistance

G: Plates made of Stainless Steel + rust resistance

Terminal screws captive and backed off ready for cabling - large angled terminal entries

Compact mechanism for maximum wiring space

Pack	Cat.Nos.	Telephone sockets
		Flush mounting back box : min. 35 mm deep Nominal plate dimensions : 86 x 86 mm
		<b>UK master</b>
1	8320 50	● Brushed stainless steel
1	8322 50	● Polished stainless steel
1	8324 50	● Gold
		<b>UK secondary</b>
1	8320 51	● Brushed stainless steel
1	8322 51	● Polished stainless steel
1	8324 51	● Gold
		<b>RJ 11 / RJ 12 - single</b>
1	8320 54	● Brushed stainless steel
1	8322 54	● Polished stainless steel
1	8324 54	● Gold

Pack	Cat.Nos.	Data sockets CAT. 6
		Rapid cable connection Flush mounting back box : min. 35 mm deep Nominal plate dimensions : 86 x 86 mm
		<b>RJ 45 - single</b>
1	8320 56	● Brushed stainless steel
1	8322 56	● Polished stainless steel
1	8324 56	● Gold
		<b>RJ 45 - twin</b>
1	8320 57	● Brushed stainless steel
1	8322 57	● Polished stainless steel
1	8324 57	● Gold

Pack	Cat.Nos.	Television sockets
		Flush mounting back box : min. 35 mm deep Screened Nominal plate dimensions : 86 x 86 mm
		<b>TV sockets - single male</b>
1	8320 40	● Brushed stainless steel
1	8322 40	● Polished stainless steel
1	8324 40	● Gold
		<b>SAT sockets - single "F" type</b>
1	8320 41	● Brushed stainless steel
1	8322 41	● Polished stainless steel
1	8324 41	● Gold
		<b>TV-R-SAT sockets - "F" type</b>
1	8320 43	● Brushed stainless steel
1	8322 43	● Polished stainless steel
1	8324 43	● Gold



8320 95



8322 96



8320 52

Sleek design

BSS: Plates made of austenitic Stainless Steel - non-magnetic - grade 304 L

PSS: Plates made of Stainless Steel + rust resistance

G: Plates made of Stainless Steel + rust resistance

Terminal screws captive and backed off ready for cabling - large angled terminal entries

Terminal entries

Pack	Cat.Nos.	Blanking plates
		<b>1 gang</b>
		Nominal plate dimensions : 86 x 86 mm
1	8320 95	● Brushed stainless steel
1	8322 95	● Polished stainless steel
1	8324 95	● Gold
		<b>2 gang</b>
		Nominal plate dimensions : 86 x 146 mm
1	8320 96	● Brushed stainless steel
1	8322 96	● Polished stainless steel
1	8324 96	● Gold
		<b>Cord outlets</b>
		<b>1 gang</b>
		Nominal plate dimensions : 86 x 86 mm
1	8320 52	● Brushed stainless steel
1	8322 52	● Polished stainless steel
1	8324 52	● Gold
		<b>Accessories</b>
		<b>Side extension frames</b>
		3 mm thick frames to be used when extra wiring space is needed
10	7341 98	1 gang frame
10	7341 99	2 gang frame

# Synergy® Sleek Design

## plates and support frames



8320 94



8325 91



7354 90














7354 91

Polished stainless steel front plates : electroplated stainless steel plate with trivalent chrome for mirror finish  
Terminal screws captive and backed off ready for cabling



Grid selection charts **p. 64-65**  
Grid modules **p. 61-63**  
Arteor modules **www.legrand.co.uk**

Pack	Cat.Nos.	Carrier plates for Arteor, Nuvo and Vantage modules (square)
		No additional support required Enables a Synergy installation to benefit from additional functionality and to match audio and lighting systems with the wiring accessories
		<b>1 gang - 1 module</b> Nominal plate dimensions : 86 x 86 mm
1	8320 91	 ● Brushed stainless steel
1	8322 91	● Polished stainless steel
1	8324 91	● Gold
		<b>1 gang - 2 modules</b> Nominal plate dimensions : 86 x 86 mm
1	8320 92	 ● Brushed stainless steel
1	8322 92	● Polished stainless steel
1	8324 92	● Gold
		<b>2 gang - 3 modules</b> Nominal plate dimensions : 86 x 146 mm
1	8320 93	 ● Brushed stainless steel
1	8322 93	● Polished stainless steel
1	8324 93	● Gold
		<b>2 gang - 4 module</b> Nominal plate dimensions : 86 x 146 mm
1	8320 94	 ● Brushed stainless steel
1	8322 94	● Polished stainless steel
1	8324 94	● Gold

Pack	Cat.Nos.	1 and 2 gang front plates for grid modules
		For support frames, see below
		<b>1 gang - 1 small aperture module</b> Nominal dimensions : 86 x 86 mm
1	8321 91	 ● Brushed stainless steel
1	8323 91	● Polished stainless steel
1	8325 91	● Gold
		<b>1 gang - 2 small aperture modules</b> Nominal dimensions : 86 x 86 mm
1	8321 92	 ● Brushed stainless steel
1	8323 92	● Polished stainless steel
1	8325 92	● Gold
		<b>2 gang - 3 small aperture modules</b> Nominal dimensions : 86 x 146 mm
1	8321 93	 ● Brushed stainless steel
1	8323 93	● Polished stainless steel
1	8325 93	● Gold
		<b>2 gang - 4 small aperture modules</b> Nominal dimensions : 86 x 146 mm
1	8321 94	 ● Brushed stainless steel
1	8323 94	● Polished stainless steel
1	8325 94	● Gold
		<b>1 and 2 gang support frames for grid modules</b>
10	7354 90	 1 gang - 1 module
10	7354 91	 1 gang - 2 modules
10	7354 92	 2 gang - 3/4 modules

Arteor modules  
[www.legrand.co.uk](http://www.legrand.co.uk)



Complete range of grid front plates and modules  
**p. 61-66**

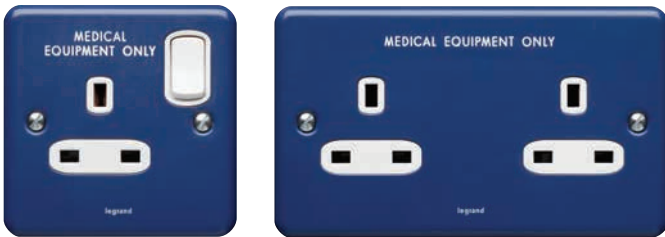




# MEIGaN



## socket outlets



Healthcare organisations have clear guidelines regarding electrical installations within their establishments.

To meet these exacting requirements, Legrand offers a selection of corresponding blue socket outlets with white engraved lettering indicating **MEDICAL EQUIPMENT ONLY**.

Manufactured from high quality stainless steel for strength and durability, the following configurations are available :

- 1 gang - switched or unswitched (clean earth)
- 2 gang - switched or unswitched (clean earth)

## Synergy® MEIGaN

### socket outlets



8204 50



8204 53

For use in healthcare establishments  
Engraved in white lettering 'MEDICAL EQUIPMENT ONLY'  
Blue coated stainless steel front plates  
White interiors and rockers  
Terminal screws captive and backed off ready for cabling

Pack	Cat. Nos.	Double pole switched socket outlets 13 A - 250 V~
1	8204 50	<p>Conform to BS 1363 - Part 2 : 1995 Patented 3 pin safety shutter mechanism 2 earth terminals Flush mounting back box : min. 25 mm deep Nominal plate dimensions : 1 gang : 86 x 86 mm 2 gang : 86 x 146 mm</p> <p>1 gang – switched for clean earth applications</p>
1	8204 51	<p>2 gang – switched outboard for clean earth applications</p>
1	8204 52	<p>Conform to BS 1363 - Part 2 : 1995 Patented 3 pin safety shutter mechanism 2 earth terminals Flush mounting back box : min. 25 mm deep Nominal plate dimensions : 1 gang : 86 x 86 mm 2 gang : 86 x 146 mm</p> <p>1 gang – unswitched for clean earth applications</p>
1	8204 53	<p>2 gang – unswitched for clean earth applications</p>

**Matching blue accessories available on request via our bespoke products service  
Contact us on +44 (0) 345 605 4333**

Flush and surface mounting back boxes **p. 60**



# Synergy® metalclad

## switches and socket outlets



Finish : grey epoxy coated steel  
Terminal screws captive and backed off ready for cabling  
Supplied complete with close fit surface mounting back box with knockouts

Pack	Cat. Nos.	Single pole plate switches 10 AX - 250 V~
		Conform to BS EN 60669-1 : 2000 Nominal dimensions : 86 x 86 x 43 mm
5	7338 00	1 gang – 1 way 1 gang – 2 way 1 gang – intermediate
5	7338 01	
5	7338 05	
5	7338 02	2 gang – 2 way
5	7338 03	3 gang – 2 way
		<b>Double pole socket outlets 13 A - 250 V~</b>
		Conform to BS 1363 - Part 2 : 1995 2 earth terminals Nominal dimensions : 86 x 86 x 43 mm
5	7338 60	1 gang – switched
5	7338 61	1 gang – switched + red LED power indicator Nominal dimensions : 86 x 146 x 43 mm
5	7338 70	2 gang – switched
5	7338 71	2 gang – switched + red LED power indicator

### Unswitched and key switched socket outlets 13 A - 250 V~

Pack	Cat. Nos.	Unswitched and key switched socket outlets 13 A - 250 V~
		Conform to BS 1363 - Part 2 : 1995 2 earth terminals Nominal plate dimensions : 1 gang - 86 x 86 mm 2 gang - 86 x 146 mm
10	7338 65	1 gang – unswitched
5	7338 75	2 gang – unswitched
1	8200 73	2 gang single socket with DP key switch

### Socket outlets 15 A - 250 V~

Pack	Cat. Nos.	Socket outlets 15 A - 250 V~
		Conform to BS 546 : 1950 Nominal dimensions : 86 x 86 x 43 mm
5	7338 88	1 gang – unswitched
5	7338 89	1 gang – switched

### RCD sockets 13 A - 250 V~

Conform to BS 7288 : 1990 and BS 1363 - Part 2 : 1995  
Conventional earth pin release shutter  
Maximum operating current 16 A Electronic RCD module with a membrane switch for "test and reset"  
Flush mounting back box : min. 25 mm deep

Pack	Cat. Nos.	RCD sockets 13 A - 250 V~
		<b>ELO - DP 30 mA - active</b>
		Trips in the event of a power failure Ideal for applications where it is desirable to prevent automatic reactivation of equipment after a power failure. For hazardous, e.g. machinery, power tools
1	7338 80	1 gang Nominal plate dimensions : 86 x 86 mm
1	7338 82	2 gang Nominal plate dimensions : 86 x 146 mm
		<b>ELR - DP 30 mA - passive</b>
		Trips in the event of a power failure Ideal for applications where it is desirable to automatically re-activate equipment after a power failure. E.g. fridge, freezer, unmanned areas
1	7338 81	1 gang Nominal plate dimensions : 86 x 86 mm
1	7338 83	2 gang Nominal plate dimensions : 86 x 146 mm

Surface mounting back boxes with or without knockouts  
p. 60



# Synergy® metalclad

## fused connection units and control switches



Finish : grey epoxy coated steel  
Terminal screws captive and backed off ready for cabling  
Supplied complete with close fit surface mounting back box with knockouts

Pack	Cat. Nos.	<b>Fused connection units 13 A - 250 V~</b>
		Conform to BS 1363 - Part 4 : 1995 Fused 13 A (fuse supplied) Fuse drawer retained by quarter turn catch, drawer padlockable in open position for safety Nominal dimensions : 86 x 86 x 43 mm
		<b>Switched</b>
5	7338 34	Switched, DP
5	7338 35	Switched, DP with red LED power indicator
5	7338 36	Switched, DP with cord outlet
5	7338 37	Switched, DP with cord outlet + red LED power indicator
		<b>Unswitched</b>
5	7338 30	Unswitched
5	7338 31	Unswitched with red LED power indicator
5	7338 32	Unswitched with cord outlet
5	7338 33	Unswitched with cord outlet + red LED power indicator

Pack	Cat. Nos.	<b>Double pole switches 20 A - 250 V~</b>
		Conform to BS EN 60669-1 : 2000 Nominal dimensions : 86 x 86 x 43 mm
5	7338 10	20 A DP
5	7338 14	20 A DP with cord outlet
5	7338 16	20 A DP with cord outlet + red LED power indicator
5	7338 12	20 A DP + red LED power indicator
		<b>Cable outlet 20 A - 250 V~</b>
		Conforms to BS 5733 : 1995 Nominal dimensions : 86 x 86 x 43 mm
5	7338 19	20 A – with terminal block and outlet gland
		<b>Double pole switches 45 A - 250 V~</b>
		Conform to BS EN 60669-1 : 2000 Red rocker Nominal dimensions : 146 x 86 x 43 mm
5	7338 20	45 A DP
5	7338 21	45 A DP + red LED power indicator

Surface mounting back boxes with or without knockouts  
p. 60



# Synergy® metalclad

## TV, telephone and data sockets



7338 40




7338 41



7338 56



7338 57



Unique clam type fit



7338 50



7338 95



7338 96

Finish : grey epoxy coated steel  
Terminal screws captive and backed off ready for cabling  
Supplied complete with close fit surface mounting back box with knockouts

Pack	Cat. Nos.	TV, radio and satellite sockets
5	7338 40	Nominal dimensions : 86 x 86 x 43 mm Screened TV – single, male Non-isolated
1	7338 41	Screened satellite – single, 'F' type

Pack	Cat. Nos.	Telephone sockets
5	7338 50 <sup>1</sup>	Nominal dimensions : 86 x 86 x 43 mm Single master
5	7338 51 <sup>1</sup>	Single secondary

Pack	Cat. Nos.	Data sockets
1	7338 56	CAT 6 compliant Rapid cable connection Nominal dimensions : 86 x 86 x 43 mm RJ45 – single
1	7338 57	RJ45 – double

Pack	Cat. Nos.	Blanking plates
5	7338 95	1 gang - 86 x 86 mm
5	7338 96	2 gang - 86 x 146 mm

Surface mounting back boxes with or without knockouts  
**p. 60**



1 : Not suitable for use in the ROI

# Synergy® metalclad


## plates and support frames



7338 92



7338 92 + international socket Cat. No. 5721 18



7339 94














7354 90



7354 92


Grid selection charts **p. 64-65**  
 Grid modules **p. 61-63**  
 Arteor modules **www.legrand.co.uk**

Pack	Cat. Nos.	Carrier plates for Arteor, Nuvo and Vantage modules (square)
		No additional support required Enables a Synergy installation to benefit from additional functionality such as international sockets and to match audio and lighting systems with the wiring accessories
5	7338 91	 1 gang - 86 x 86 mm 1 module
5	7338 92	 1 gang - 86 x 86 mm 2 modules
5	7338 93	 2 gang - 86 x 146 mm 3 modules
5	7338 94	 2 gang - 86 x 146 mm 4 modules

Pack	Cat. Nos.	1 and 2 gang plates for grid modules
		For support frames, see below
1	7339 91	 1 gang - 86 x 86 mm 1 small aperture module
1	7339 92	 1 gang - 86 x 86 mm 2 small aperture modules
1	7339 93	 2 gang - 86 x 146 mm 3 small aperture modules
1	7339 94	 2 gang - 86 x 146 mm 4 small aperture modules
Pack	Cat. Nos.	1 and 2 gang support frames for grid modules
10	7354 90	 1 gang 1 module
10	7354 91	 1 gang 2 modules
10	7354 92	 2 gang 3/4 modules

 Arteor modules  
[www.legrand.co.uk](http://www.legrand.co.uk)



 Complete range of grid front plates and modules  
**p. 61-66**




## flush mounting steel back boxes



0891 10



0891 13




0891 11

## surface mounting metal back boxes



7364 00



7364 01

Pack	Cat. Nos.	Flush mounting back boxes
		Conform to BS 4662 Material : galvanised steel Top, side and back knockout entries according to type of box
100	0891 09	<b>Depth 16 mm</b> 1 gang with 1 fixed lug, 1 adjustable lug and 1 earth terminal
50	0891 10	<b>Depth 25 mm</b> 1 gang with 3 fixed lugs, 1 adjustable lug and 1 earth terminal
10	0891 11	2 gang with 1 fixed lug, 1 adjustable lug and 1 earth terminal
50	0891 13	<b>Depth 35 mm</b> 1 gang with 3 fixed lugs, 1 adjustable lug and 1 earth terminal
40	0891 14	2 gang with 1 fixed lug, 1 adjustable lug and 1 earth terminal
40	0891 40	Dual box with 2 earth terminals Accepts 2 single gang accessories
25	0891 17	<b>Depth 48 mm</b> 1 gang with 3 fixed lugs, 1 adjustable lug and 1 earth terminal
20	0891 18	2 gang with 1 fixed lug, 1 adjustable lug and 1 earth terminal

Pack	Cat. Nos.	Surface mounting metal back boxes
		Conform to BS 5733 where applicable Material : grey epoxy coated steel
		<b>Depth 37 mm</b>
10	7364 00	Dimensions : 86 x 86 mm 1 gang With knockouts
10	7364 20	1 gang Without knockouts
5	7364 01	Dimensions : 86 x 146 mm 2 gang With knockouts
5	7364 21	2 gang Without knockouts
1	7364 18	Dimensions : 146 x 146 mm 6/8 module grid With knockouts
1	7364 22	6/8 module grid Without knockouts
1	7364 28	Dimensions : 207 x 146 mm 9/12 module grid With knockouts
1	7364 32	9/12 module grid Without knockouts

Pack	Cat. Nos.	Architrave back boxes
5	7364 40	<b>Depth 26 mm</b> Dimensions : 82 x 28 mm
5	7364 41	Dimensions : 142 x 28 mm

# Synergy® grid system

## switch modules



7354 00



7355 01



7354 11



7355 17



7354 21

Installation options **p. 66**  
Grid selection charts **p. 64-65**

Modules mount from front into grid support frames  
Individually removable without disturbing grid

Pack	Cat. Nos.		<b>Single pole switch modules</b> <b>10 AX - 250 V<math>\sim</math></b>
	White	Anthracite	
10	7354 00	7355 00	Conform to BS EN 60669-1 1 way switch
10	7354 01	7355 01	1 way switch + red LED power indicator
10	7354 03	7355 03	2 way switch
10	7354 07	7355 07	Intermediate switch

Pack	Cat. Nos.		<b>Single pole switch modules</b> <b>20 AX - 250 V<math>\sim</math></b>
	White	Anthracite	
10	7354 10	7355 10	Conform to BS EN 60669-1 1 way switch
1	7354 11	7355 11	1 way switch + red LED power indicator
10	7354 12	7355 12	2 way switch
10	7354 13	7355 13	2 way centre off <sup>1</sup>
10	7354 14	7355 14	2 way retractive centre off <sup>1</sup>
1	7354 14AR	7355 14AR	2 way retractive centre off marked with up + down arrows <sup>1</sup>
10	7354 15	7355 15	2 way push switch <sup>1</sup>
10	7354 18	7355 18	Intermediate switch

Pack	Cat. Nos.		<b>Single pole push switch modules</b> <b>10 A - 250 V<math>\sim</math></b>
	White	Anthracite	
10	7354 05	7355 05	Conform to BS EN 60669-1 2 way push switch
1	7354 05PE	7355 05PE	2 way push switch marked "PRESS TO EXIT"
1	7354 06	7355 06	2 way push switch marked "BELL"

Pack	Cat. Nos.		<b>Single pole key switch modules</b> <b>20 AX - 250 V<math>\sim</math></b>
	White	Anthracite	
10	7354 16	7355 16	Conform to BS EN 60669-1 Key supplied 2 way key switch
10	7354 17	7355 17	2 way key switch retractive centre off <sup>1</sup>

1 : 20 A rated only

Pack	Cat. Nos.		<b>Double pole switch modules</b> <b>20 AX - 250 V<math>\sim</math></b>
	White	Anthracite	
10	7354 20	7355 20	Conform to BS EN 60669-1 Switch
10	7354 21	7355 21	Switch + red LED power indicator
10 1	7354 22 7354 25	7355 22 7355 25	Push to make <sup>1</sup> Push to break <sup>1</sup>

Pack	Cat. Nos.		<b>Double pole key switch modules</b> <b>20 AX - 250 V<math>\sim</math></b>
	White	Anthracite	
10 10	7354 23 7354 23ET	7355 23 7355 23ET	Conform to BS EN 60669-1 Key supplied Key switch Key switch marked "EMERGENCY LIGHT TEST"
10	7354 24	7355 24	Key switch + red LED power indicator

Pack	Cat. Nos.		<b>Spare key</b>
	White	Anthracite	
5	0811 77		Spare key for Synergy key switch functions

1 : 20 A rated only

# Synergy® grid system

dimmer, fuse carrier, ancillary modules and decorative rockers



7355 48



7350 30



7352 56



7355 41



7352 65



8326 06

Installation options p. 66  
Grid selection charts p. 64-65

Modules mount from front into grid support frames  
Individually removable without disturbing grid

Pack	Cat. Nos.	Dimmer unit modules 100-240 V~ 50/60 Hz		
1	<table border="1"> <tr> <td>White 7354 46</td> <td>Anthracite 7355 46</td> </tr> </table>	White 7354 46	Anthracite 7355 46	<p>Conform to BS EN 60669-2-1</p> <p>Dimmer for use with tungsten filament lamps, good quality wire-wound transformers and compatible electronic transformers for low voltage loads<sup>1</sup> 40 - 300 W</p> <p>Not suitable for fluorescent loads</p>
White 7354 46	Anthracite 7355 46			

Pack	Cat. Nos.	Dimmer unit modules - dimmable HF ballast fluorescent 100-240 V~ 50/60 Hz		
1	<table border="1"> <tr> <td>White 7354 48</td> <td>Anthracite 7355 48</td> </tr> </table>	White 7354 48	Anthracite 7355 48	<p>Conform to BS EN 60669-2-1</p> <p>Leading edge dimmer for potentiometer 0-10 V</p>
White 7354 48	Anthracite 7355 48			

Pack	Cat. Nos.	Time delay switch 100-240 V~ 50/60 Hz		
1	<table border="1"> <tr> <td>White 7354 47</td> <td>Anthracite 7355 47</td> </tr> </table>	White 7354 47	Anthracite 7355 47	<p>Conform to BS EN 60669-2-3</p> <p>Multiple way soft start time delay switch Push operated delay pre-set for 3, 10 or 30 minutes 40 - 400 W</p> <p>Not suitable for fluorescent loads</p>
White 7354 47	Anthracite 7355 47			

Pack	Cat. Nos.	Fuse carrier modules 13 A - 250 V~		
10	<table border="1"> <tr> <td>White 7350 30</td> <td>Anthracite 7351 30</td> </tr> </table>	White 7350 30	Anthracite 7351 30	<p>Conform to BS 5733</p> <p>Fuse module fitted with BS 1362 13 A fuse</p>
White 7350 30	Anthracite 7351 30			


Pack	Cat. Nos.	Indicator modules - 250 V~		
1	<table border="1"> <tr> <td>White 7350 60</td> <td>Anthracite 7351 60</td> </tr> </table>	White 7350 60	Anthracite 7351 60	<p>Conform to BS 5733</p> <p>Indicator - red LEDs Indicator - green LEDs</p>
White 7350 60	Anthracite 7351 60			
1	<table border="1"> <tr> <td>White 7350 62</td> <td>Anthracite 7351 62</td> </tr> </table>	White 7350 62	Anthracite 7351 62	
White 7350 62	Anthracite 7351 62			

Pack	Cat. Nos.	Ancillary modules		
1	<table border="1"> <tr> <td>White 7354 50</td> <td>Anthracite 7355 50</td> </tr> </table>	White 7354 50	Anthracite 7355 50	Telephone socket - single master Telephone socket - single secondary
White 7354 50	Anthracite 7355 50			
1	<table border="1"> <tr> <td>White 7354 51</td> <td>Anthracite 7355 51</td> </tr> </table>	White 7354 51	Anthracite 7355 51	
White 7354 51	Anthracite 7355 51			
10	<table border="1"> <tr> <td>White 7352 56</td> <td>Anthracite 7353 56</td> </tr> </table>	White 7352 56	Anthracite 7353 56	RJ 45 data outlet CAT 6 compliant Rapid cable connection UTP 8 contact
White 7352 56	Anthracite 7353 56			
10	<table border="1"> <tr> <td>White 7354 40</td> <td>Anthracite 7355 40</td> </tr> </table>	White 7354 40	Anthracite 7355 40	Screened TV - single Non-isolated male Ø9.5 mm
White 7354 40	Anthracite 7355 40			
10	<table border="1"> <tr> <td>White 7354 41</td> <td>Anthracite 7355 41</td> </tr> </table>	White 7354 41	Anthracite 7355 41	Screened satellite
White 7354 41	Anthracite 7355 41			
10	<table border="1"> <tr> <td>White 7352 65</td> <td>Anthracite 7353 65</td> </tr> </table>	White 7352 65	Anthracite 7353 65	Hi-fi outlet - screw terminal
White 7352 65	Anthracite 7353 65			
20	<table border="1"> <tr> <td>White 7354 36</td> <td>Anthracite 7355 36</td> </tr> </table>	White 7354 36	Anthracite 7355 36	Blank module
White 7354 36	Anthracite 7355 36			

Pack	Cat. Nos.	Decorative rockers - single pole switches 10 AX - 250 V~
1	8326 00	<p><b>1 way switch</b></p> <ul style="list-style-type: none"> <li>● Brushed stainless steel</li> <li>● Polished stainless steel</li> <li>● Gold</li> </ul>
1	8326 06	
1	8326 12	
1	8326 01	<p><b>2 way switch</b></p> <ul style="list-style-type: none"> <li>● Brushed stainless steel</li> <li>● Polished stainless steel</li> <li>● Gold</li> </ul>
1	8326 07	
1	8326 13	
1	8326 02	<p><b>Intermediate switch</b></p> <ul style="list-style-type: none"> <li>● Brushed stainless steel</li> <li>● Polished stainless steel</li> <li>● Gold</li> </ul>
1	8326 08	
1	8326 14	

Pack	Cat. Nos.	Decorative rockers - single pole switches 20 AX - 250 V~
1	8326 03	<p><b>1 way switch</b></p> <ul style="list-style-type: none"> <li>● Brushed stainless steel</li> <li>● Polished stainless steel</li> <li>● Gold</li> </ul>
1	8326 09	
1	8326 15	
1	8326 04	<p><b>2 way switch</b></p> <ul style="list-style-type: none"> <li>● Brushed stainless steel</li> <li>● Polished stainless steel</li> <li>● Gold</li> </ul>
1	8326 10	
1	8326 16	
1	8326 05	<p><b>2 way retractable centre off switch</b></p> <ul style="list-style-type: none"> <li>● Brushed stainless steel</li> <li>● Polished stainless steel</li> <li>● Gold</li> </ul>
1	8326 11	
1	8326 17	

Complete range of grid front plates and support frames p. 64-65











<sup>1</sup> : Can be used in conjunction with compatible electronic transformers for low voltage loads. It will be necessary to test that the dimmer mechanism is compatible with the electronic transformer identified for installation



# Synergy® grid system

## decorative rockers and rocker markings

SYNERGY GRID MODULES WITH DECORATIVE ROCKERS					
DECORATIVE ROCKERS		BRUSHED STAINLESS STEEL	POLISHED STAINLESS STEEL	GOLD	
					
FUNCTIONS		Pack			
10 AX single pole switch 1 x 1 way	1	8326 00	8326 06	8326 12	
10 AX single pole 1 x 2 way	1	8326 01	8326 07	8326 13	
10 AX single pole 1 x intermediate	1	8326 02	8326 08	8326 14	
20 AX SP switch 1 way	1	8326 03	8326 09	8326 15	
20 AX SP switch 2 way	1	8326 04	8326 10	8326 16	
20 AX SP switch 2 way retractive centre off	1	8326 05	8326 11	8326 17	
SYNERGY GRID MODULES ENGRAVED WITH APPLIANCE MARKINGS					
MODULES		20 AX DP SWITCH		20 AX DP SWITCH + RED LED POWER INDICATOR	
		White	Anthracite	White	Anthracite
 <p>For other engraving requirements not listed please contact us on +44 (0) 345 605 4333</p>					
ROCKER MARKINGS		Pack			
BOILER	1	7354 20BL	7355 20BL	7354 21BL	7355 21BL
COOKER HOOD	1	7354 20CH	7355 20CH	7354 21CH	7355 21CH
DISH WASHER	1	7354 20DW	7355 20DW	7354 21DW	7355 21DW
EXTRACTOR	1	7354 20EX	7355 20EX	7354 21EX	7355 21EX
EXTRACTOR FAN	1	7354 20EF	7355 20EF	7354 21EF	7355 21EF
EXTRACTOR HOOD	1	7354 20EH	7355 20EH	7354 21EH	7355 21EH
FAN	1	7354 20FN	7355 20FN	7354 21FN	7355 21FN
FREEZER	1	7354 20FZ	7355 20FZ	7354 21FZ	7355 21FZ
FRIDGE	1	7354 20FR	7355 20FR	7354 21FR	7355 21FR
FRIDGE FREEZER	1	7354 20FF	7355 20FF	7354 21FF	7355 21FF
HEATER	1	7354 20HR	7355 20HR	7354 21HR	7355 21HR
HOB	1	7354 20HB	7355 20HB	7354 21HB	7355 21HB
HOOD	1	7354 20HD	7355 20HD	7354 21HD	7355 21HD
LIGHTS	1	7354 20LG	7355 20LG	7354 21LG	7355 21LG
MICROWAVE	1	7354 20MW	7355 20MW	7354 21MW	7355 21MW
OVEN	1	7354 20OV	7355 20OV	7354 21OV	7355 21OV
PLINTH HEATER	1	7354 20PH	7355 20PH	7354 21PH	7355 21PH
TOWEL RAIL	1	7354 20TR	7355 20TR	7354 21TR	7355 21TR
TUMBLE DRYER	1	7354 20TD	7355 20TD	7354 21TD	7355 21TD
WASHING MACHINE	1	7354 20WM	7355 20WM	7354 21WM	7355 21WM
WASTE DISPOSAL	1	7354 20WD	7355 20WD	7354 21WD	7355 21WD
WATER HEATER	1	7354 20WH	7355 20WH	7354 21WH	7355 21WH

# Synergy® grid system

grid system for grid modules

GRID MODULES	ARCHITRAVES				FRONT PLATES WITH SMALL APERTURES							
	1 gang		2 gang		1 gang		2 gang					
FRONT PLATES	1 module		2 modules		1 module		2 modules		3 modules		4 modules	
PLATE FINISH	Pack		Pack		Pack		Pack		Pack		Pack	
Dimensions (mm)	86 x 36		146 x 36		86 x 86		86 x 86		86 x 146		86 x 146	
White	10	7301 80	10	7301 81	10	7301 91	10	7301 92	10	7301 93	10	7301 94
Authentic brushed stainless steel	1	8331 80	1	8331 81	1	8331 91	1	8331 92	1	8331 93	1	8331 94
Authentic polished stainless steel	1	8333 80	1	8333 81	1	8333 91	1	8333 92	1	8333 93	1	8333 94
Authentic gold	1	8335 80	1	8335 81	1	8335 91	1	8335 92	1	8335 93	1	8335 94
Sleek Design brushed stainless steel	-	-	-	-	1	8321 91 <sup>1</sup>	1	8321 92 <sup>1</sup>	1	8321 93 <sup>1</sup>	1	8321 94 <sup>1</sup>
Sleek Design polished stainless steel	-	-	-	-	1	8323 91 <sup>1</sup>	1	8323 92 <sup>1</sup>	1	8323 93 <sup>1</sup>	1	8323 94 <sup>1</sup>
Sleek Design gold	-	-	-	-	1	8325 91 <sup>1</sup>	1	8325 92 <sup>1</sup>	1	8325 93 <sup>1</sup>	1	8325 94 <sup>1</sup>
Metalclad	-	-	-	-	1	7339 91	1	7339 92	1	7339 93	1	7339 94
GRID SUPPORT FRAMES	1 x		1 x		1 x		1 x		1 x		1 x	
For all ranges	1	7354 95	1	7354 96	10	7354 90	10	7354 91	10	7354 92	10	7354 92
BACK BOXES												
FLUSH MOUNTING												
Dimensions (mm)	82 x 28 x 26		142 x 28 x 26		35 mm depth		35 mm depth		35 mm depth		35 mm depth	
Flush	5	7364 40	5	7364 41	50	0891 13	50	0891 13	40	0891 14	40	0891 14
Flush with phase barriers	-	-	-	-	-	-	-	-	-	-	-	-
SURFACE MOUNTING												
Dimensions (mm)					86 x 86 x 47		86 x 86 x 47		86 x 146 x 47		86 x 146 x 47	
Surface white for white only	-	-	-	-	10	7364 07	10	7364 07	5	7364 11	5	7364 11
Dimensions (mm)					86 x 86 x 37		86 x 86 x 37		86 x 146 x 37		86 x 146 x 37	
Surface steel with knockouts	-	-	-	-	10	7364 00	10	7364 00	5	7364 01	5	7364 01
Surface steel without knockouts	-	-	-	-	10	7364 20	10	7364 20	5	7364 21	5	7364 21

1 : Support frame supplied

**FRONT PLATES WITH SMALL APERTURES**

		2 x 2 gang		3 x 2 gang				3 x 3 gang		4 x 3 gang			
		6 modules		8 modules		9 modules		12 modules		18 modules		24 modules	
Pack		Pack		Pack		Pack		Pack		Pack		Pack	
		<b>146 x 146</b>		<b>146 x 146</b>		<b>207 x 146</b>		<b>207 x 146</b>		<b>267 x 206</b>		<b>267 x 206</b>	
10	7301 82	10	7301 83	1	7301 84	1	7301 85	1	7301 86	1	7301 87	1	7301 87
1	8331 82	1	8331 83	1	8331 84	1	8331 85	1	8331 86	1	8331 87	1	8331 87
1	8333 82	1	8333 83	1	8333 84	1	8333 85	1	8333 86	1	8333 87	1	8333 87
1	8335 82	1	8335 83	1	8335 84	1	8335 85	1	8335 86	1	8335 87	1	8335 87
1	8321 95 <sup>1</sup>	1	8321 96 <sup>1</sup>	-	-	-	-	-	-	-	-	-	-
1	8323 95 <sup>1</sup>	1	8323 96 <sup>1</sup>	-	-	-	-	-	-	-	-	-	-
1	8325 95 <sup>1</sup>	1	8325 96 <sup>1</sup>	-	-	-	-	-	-	-	-	-	-
1	7339 82	1	7339 83	1	7339 84	1	7339 85	1	7339 86	1	7339 87	1	7339 87
		<b>2 x</b>		<b>2 x</b>		<b>3 x</b>		<b>3 x</b>		<b>3 x</b>		<b>4 x</b>	
10	7354 92	10	7354 92	10	7354 92	10	7354 92	10	7354 93	10	7354 93	10	7354 93
		<b>137 x 137 x 43</b>		<b>137 x 137 x 43</b>		<b>198 x 137 x 43</b>		<b>198 x 137 x 43</b>		<b>254 x 194 x 56</b>		<b>254 x 194 x 56</b>	
1	0818 52	1	0818 52	1	0818 53	1	0818 53	1	0818 54	1	0818 55	1	0818 55
	-		-	1	0818 57	1	0818 57	1	0818 58	1	0818 59	1	0818 59
		<b>146 x 146 x 37</b>		<b>146 x 146 x 37</b>		<b>207 x 146 x 37</b>		<b>207 x 146 x 37</b>					
1	7364 18	1	7364 18	1	7364 28	1	7364 28		-		-		-
1	7364 22	1	7364 22	1	7364 32	1	7364 32		-		-		-

2 : Phase barrier variant shown

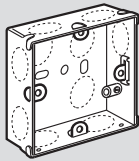
# Synergy® grid system

installation options : flush and surface mounting

## Flush mounting installation examples

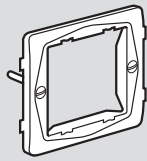
### 2 modules

Back box



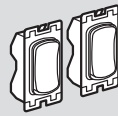
0891 13  
35 mm depth

Support frame




7354 91

Modules



7354 00 x 2

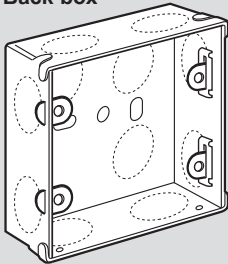
Frontplate



7301 92

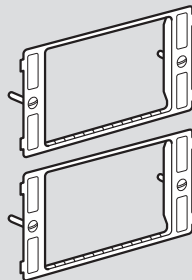
### 8 modules

Back box



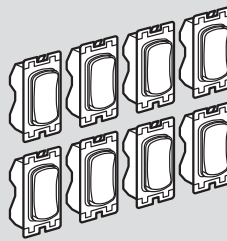
0818 52  
43 mm depth

Support frames




7354 92 x 2

Modules



7354 00 x 8

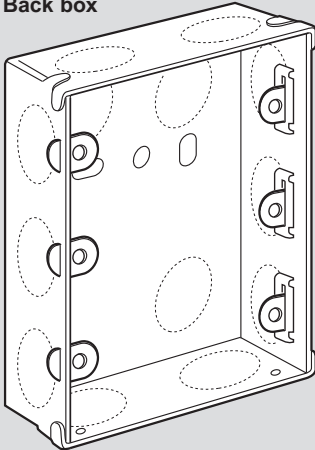
Frontplate



7301 83

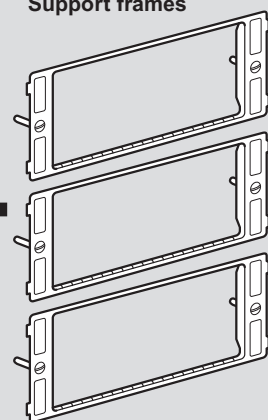
### 18 modules

Back box



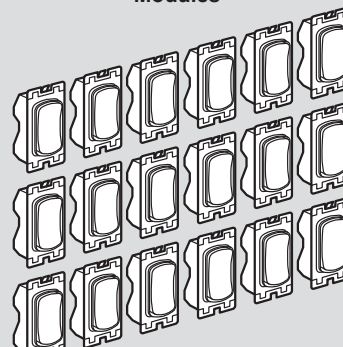
0818 54  
56 mm depth

Support frames



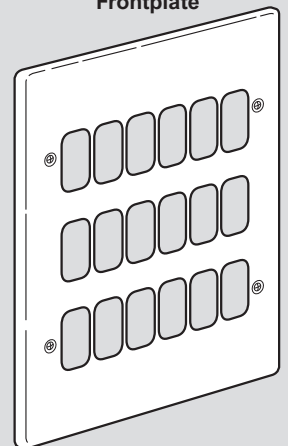
7354 93 x 3

Modules



7354 00 x 18

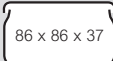
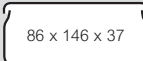


Frontplate



7301 86

## Surface mounting installations

Surface mounting of Synergy grid modules can be achieved by using components illustrated in the table below

	1 or 2 modules	3 or 4 modules	6 or 8 modules	9 or 12 modules
<b>Box dimensions</b>				
<b>Surface box (no knockouts)</b>	7364 00	7364 01	7364 18	7364 28
<b>Surface box (with knockouts)</b>	7364 20	7364 21	7364 22	7364 32

# Catalogue number index

Cat. Nos.	Page No.	Cat. Nos.	Page No.	Cat. Nos.	Page No.	Cat. Nos.	Page No.	Cat. Nos.	Page No.
<b>0800 00</b>									
0811 77	31	7300 35OV	41	7338 14	57	7354 20HD	63	7355 20PH	63
0891 09	39	35TD	-	16	-	20HR	-	20TD	-
0891 10	-	35TR	-	19	-	20LG	-	20TR	-
0891 11	-	35WM	-	20	-	20MW	-	20WD	-
0891 13	-	7300 36	35	21	-	20OV	-	20WH	-
0891 14	-	37	-	30	-	20PH	-	20WM	-
0891 17	-	7300 40	37	31	-	20TD	-	7355 21	61
0891 18	-	41	-	32	-	20TR	-	7355 21BL	63
0891 20	-	42	-	33	-	20WD	-	21CH	-
0891 40	-	43	-	34	-	20WH	-	21CW	-
		45	-	35	-	20WM	-	21EF	-
<b>6780 00</b>									
6781 33	34	7300 49	32	36	-	7354 21	61	21EH	-
34	-	7300 50	37	37	-	7354 21BL	63	21EX	-
37	-	51	-	7338 40	58	21CH	-	21FF	-
38	-	7300 52	38	41	-	21CW	-	21FN	-
		7300 54	37	50	-	21EF	-	21FR	-
<b>7300 00</b>									
7300 00	31	56	-	51	-	21EH	-	21FZ	-
01	-	57	-	56	-	21EX	-	21HB	-
02	-	7300 58	38	57	-	21FF	-	21HD	-
03	-	7300 59	34	7338 60	56	21FN	-	21HR	-
04	-	7300 60	33	61	-	21FR	-	21LG	-
05	-	61	-	65	-	21FZ	-	21MW	-
06	-	64	-	70	-	21HB	-	21OV	-
07	-	65	-	71	-	21HD	-	21PH	-
08	-	66	-	75	-	21HR	-	21TD	-
09	-	67	-	80	-	21LG	-	21TR	-
10	36	7300 68	34	81	-	21MW	-	21WD	-
7300 10CG	41	69	-	82	-	21OV	-	21WH	-
10CH	-	7300 70	33	83	-	21PH	-	21WM	-
10DW	-	71	-	88	-	21TD	-	7355 22	61
10EH	-	74	-	89	-	21TR	-	23	-
10EX	-	75	-	7338 91	59	21WD	-	23ET	-
10FF	-	76	-	92	-	21WH	-	24	-
10FN	-	77	-	93	-	21WM	-	25	-
10FR	-	78	-	94	-	7354 22	61	7355 36	62
10HB	-	79	-	7338 95	58	23	-	40	-
10HR	-	80	-	96	-	7354 23ET	-	41	-
10MW	-	81	-	7339 82	65	24	-	46	-
10OV	-	82	-	83	-	25	-	47	-
10TD	-	83	-	84	-	7354 36	62	48	-
10TR	-	84	-	85	-	40	-	50	-
10WM	-	85	-	86	-	41	-	51	-
7300 11	31	86	-	87	-	46	-		
7300 12	36	87	-	7339 91	59	47	-	<b>7360 00</b>	
14	-	88	-	92	-	48	-	7364 00	60
16	-	89	-	93	-	50	-	01	-
18	-	90	-	94	-	51	-	7364 03	39
19	-	91	38			51	-	04	-
20	-	7301 00	38	<b>7350 00</b>		7354 90	38	05	-
21	-	7301 10	36	7350 30	62	91	-	06	-
22	-	12	-	60	-	92	-	07	-
23	-	14	-	62	-	7354 93	65	7364 10	39
26	-	16	-	7 351 30	62	7354 95	64	11	-
28	-	20	-	60	-	96	-	13	-
29	-	22	-	62	-	7355 00	61	7364 18	60
7300 30	35	7301 30	31	7352 56	62	01	-	20	-
31	-	31	-	65	-	03	-	21	-
32	-	32	-	7353 56	62	05	-	22	-
33	-	7301 53	38	65	62	7355 05PE	61	28	-
34	-	7301 56	32	7354 00	61	06	-	32	-
7300 34CG	41	7301 57	-	01	-	07	-	7364 40	39
34CH	-	7301 58	38	03	-	10	-	41	-
34DW	-	7301 61	33	05	-	11	-		
34EH	-	7301 80	64	05PE	-	12	-	<b>8200 00</b>	
34EX	-	81	-	06	61	13	-	8200 23	44
34FF	-	7301 82	65	07	-	14	-	24	-
34FN	-	83	-	7354 10	-	7355 14AR	61	25	-
34FR	-	84	-	11	-	15	-	8200 73	56
34HB	-	85	-	12	-	16	-	8200 74	33
34HR	-	86	-	13	-	17	-	8201 42	37
34MW	-	87	-	14	-	18	-	8204 50	55
34OV	-	7301 91	38	7354 14AR	-	20	-	51	-
34TD	-	92	38	15	-	7355 20BL	63	52	-
34TR	-	93	-	16	-	20CH	-	53	-
34WM	-	94	-	17	-	20CW	-	8204 58	47
7300 35	35	95	-	18	-	20EF	-	8216 57	43
7300 35CG	41	96	-	20	-	20EH	-	58	-
35CH	-			20EX	-	20FZ	-	59	-
7300 35DW	41	<b>7310 00</b>		7354 20BL	63	20FN	-	8216 60	47
35EH	-	7311 51	32	20CH	-	20FR	-	61	-
35EX	-	<b>7330 00</b>		20CW	-	20FN	-	62	-
35FF	-	7338 00	56	20EF	-	20FR	-	8216 63	47
35FN	-	01	-	20EH	-	20FZ	-	64	-
35FR	-	02	-	20EX	-	20HB	-	65	-
35HB	-	03	-	20FF	-	20HD	-	8218 46	38
35HR	-	05	-	20FN	-	20HR	-	47	-
35MW	-	7338 10	57	20FR	-	20LG	-		
		12	-	20FZ	-	20MW	-	<b>8320 00</b>	
				20HB	-	20OV	-	8320 01	49
								02	-

# Catalogue number index

Cat. Nos.	Page No.	Cat. Nos.	Page No.	Cat. Nos.	Page No.	Cat. Nos.	Page No.	Cat. Nos.	Page No.
05	49	8322 90	52	8326 12	62	8332 00	42	8334 05	42
07	-	8322 91	54	13	-	01	-	07	-
8320 10	51	92	-	14	-	02	-	8334 09	45
12	-	93	-	15	-	03	-	10	-
16	-	94	-	16	-	04	-	12	-
8320 19	52	8322 95	53	17	-	05	-	16	-
8320 23	51	96	-	<b>8330 00</b>		07	-	8334 19	46
8320 26	52	8323 00	52	8330 00	42	09	45	8334 21	45
29	-	01	-	01	-	10	-	22	-
32	-	02	-	02	-	12	-	23	-
35	-	8323 31	49	03	-	16	-	29	-
37	-	32	-	04	-	8332 19	46	30	-
8320 40	53	33	-	05	-	21	45	8334 31	46
41	-	34	-	07	-	22	-	32	-
43	-	8323 50	49	8330 09	45	23	-	33	-
8320 44	50	51	-	10	-	8332 26	46	34	-
8320 50	53	56	-	12	-	29	-	35	-
8320 51	-	57	-	16	-	8332 30	46	37	-
52	-	8323 91	54	8330 19	46	31	-	8334 40	47
54	-	92	-	8330 21	45	32	-	41	-
56	-	93	-	22	-	33	-	43	-
57	-	94	-	23	-	34	-	8334 44	44
8320 59	50	8323 95	65	8330 26	46	35	-	8334 50	47
60	-	96	-	29	-	37	-	51	-
61	-	8324 01	49	30	-	8332 40	47	8334 52	46
65	-	02	-	31	-	41	-	8334 54	47
69	-	05	-	32	-	8332 43	47	56	-
70	-	07	-	33	-	8332 44	44	57	-
71	-	8324 10	51	34	-	8332 50	47	8334 59	44
75	-	12	-	8330 35	-	51	-	8334 60	43
89	-	16	-	37	-	8332 52	46	61	-
8320 90	52	8324 19	52	8330 40	47	8332 54	47	65	-
8320 91	54	8324 23	51	41	-	56	-	8334 68	32
92	-	8324 29	52	43	-	57	-	69	-
93	-	32	-	8330 44	44	8332 59	44	8334 70	43
94	-	35	-	8330 50	47	8332 60	43	71	-
8320 95	53	8324 37	-	51	-	61	-	74	-
96	-	8324 40	53	8330 52	46	65	-	75	-
8321 00	52	41	-	8330 54	47	8332 68	44	8334 85	44
01	-	43	-	56	-	69	-	86	-
02	-	8324 44	50	57	-	8332 70	43	88	-
8321 31	49	8324 50	53	8330 59	44	71	-	89	-
32	-	51	-	8330 60	43	74	-	8334 90	46
33	-	52	-	61	-	75	-	8334 91	48
34	-	54	-	65	-	8332 85	44	92	-
50	-	56	-	8330 68	44	86	-	93	-
51	-	57	-	69	-	89	-	94	-
56	-	8324 59	50	8330 70	43	8332 90	46	8334 95	46
57	-	60	-	71	-	8332 91	48	96	-
8321 91	54	61	-	74	-	92	-	8334 97	44
92	-	65	-	75	-	93	-	98	-
93	-	69	-	8330 85	44	94	-	8335 31	42
94	-	70	-	86	-	8332 95	46	32	-
8321 95	65	71	-	88	-	8332 97	44	33	-
96	-	75	-	89	-	98	-	50	-
8322 01	49	89	-	8330 90	46	8333 31	42	51	-
02	-	8324 90	52	92	-	32	-	56	-
05	-	8324 91	54	93	-	33	-	57	-
07	-	92	-	94	-	50	-	83	-
8322 10	51	93	-	8330 95	46	51	-	84	-
12	-	94	-	96	-	56	-	85	-
16	-	8325 00	52	8330 97	44	8333 80	64	86	-
8322 19	52	01	-	98	-	81	-	87	-
8322 23	51	02	-	8331 31	42	8333 82	65	88	-
8322 29	52	8325 31	49	32	-	83	-	8335 91	48
32	-	32	-	33	-	84	-	92	-
35	-	33	-	8331 80	64	85	-	93	-
37	-	34	-	81	-	86	-	94	-
8322 40	53	50	-	82	-	87	-	92	-
41	-	51	-	83	65	8333 91	48	93	-
43	-	57	-	84	-	92	-	94	-
8322 44	50	8325 91	54	85	-	8334 00	42	8335 91	48
8322 50	53	92	-	86	-	01	-	92	-
51	-	93	-	87	-	02	-	93	-
52	-	94	-	88	-	03	-	94	-
54	-	8326 00	62	89	-	04	-		
56	-	01	-	8331 91	48				
57	-	02	-	92	-				
8322 59	50	03	-	93	-				
60	-	04	-	94	-				
61	-	05	-	8332 00	42				
65	-	06	-						
69	-	07	-						
70	-	08	-						
71	-	09	-						
75	-	10	-						
89	-	11	-						

# Synergy cross references

Functions	Old Cat. Nos.	New Cat. Nos.	Old Cat. Nos.		New Cat. Nos.	
	White		Traditional		Authentic	
			Brushed stainless steel	Polished stainless steel	Brushed stainless steel	Polished stainless steel
<b>Switches</b>						
10AX switch 1 x 1 way	-	-	733000	733200	833000	833200
10AX switch 1 x 2 way	-	-	733001	733201	833001	833201
10AX switch 1 x Intermediate	-	-	733005	733205	833005	833205
10AX switch 2 x 2 way	-	-	733002	733202	833002	833202
10AX switch 3 x 2 way	-	-	733003	733203	833003	833203
10AX switch 4 x 2 way	-	-	733004	733204	833004	833204
10AX switch 6 x 2 way	-	-	-	-	-	-
20AX switch 1 x 1 way	-	-	-	-	-	-
20AX switch 1 x 2 way	-	-	733131	733331	833131	833331
20AX switch 2 x 2 way	-	-	733132	733332	833132	833332
20AX switch 3 x 2 way	-	-	733133	733333	833133	833333
20AX switch 4 x 2 way	-	-	-	-	-	-
10 A 1 x 2 way push switch	-	-	733007	733207	833007	833207
10 A 1 x 2 way push switch marked 'PRESS'	-	-	-	-	-	-
10AX switch - key 1 x 2 way	-	-	-	-	-	-
10 A 3 pole fan switch	-	-	733009	733209	833009	833209
<b>Dimmer units</b>						
Dimmer 1 x 2 way universal - 5W/300 W push on/off rotary	730048	731151	-	-	-	-
Dimmer 1 x 2 way LV -250 W push on/off rotary	730046	731151	733046	733246	-	-
Dimmer 2 x 2 way LV -250 W push on/off rotary	730047	-	733047	733247	-	-
Dimmer 1 gang universal 5 W/300 W push on/off rotary	-	-	-	-	833151	833351
Dimmer electronic 1 x 2 way - 400 W push on/off rotary	-	-	733156	733356	833156	833356
Dimmer electronic 2 x 2 way LV - 400 W push on/off rotary	-	-	733157	733357	833157	833357
Dimmer electronic 4 x 2 way LV - 400 W push on/off rotary	-	-	-	-	-	-
Dimmer 1 gang 1 000 W push on/off rotary	-	730150	-	-	833150	833350
<b>Socket Outlets</b>						
Socket 13 A switched 1 gang DP	-	-	733060	733260	833060	833260
Socket 13 A switched 1 gang DP with red rocker	-	-	-	-	-	-
Socket 13 A switched 1 gang DP + indicator	-	-	733061	733261	833061	833261
Socket 13 A switched 1 gang DP (clean earth)	-	-	-	-	-	-
Socket 13 A switched 1 gang DP none standard earth pin	-	-	-	-	-	-
Socket 13 A switched 2 gang DP	-	-	733070	733270	833070	833270
Socket 13 A switched 2 gang DP with red rocker	-	-	-	-	-	-
Socket 13 A switched 2 gang DP + indicators	-	-	733071	733271	833071	833271
Socket 13 A switched 2 gang DP (clean earth)	-	-	733074	733274	833074	833274
Socket 13 A switched 2 gang DP none standard earth pin	-	-	-	-	-	-
Socket 13 A switched 1 gang SP	-	-	-	-	-	-
Socket 13 A switched 2 gang SP	-	-	-	-	-	-
Socket 13 A unswitched 1 gang	-	-	733065	733265	833065	833265
Socket 13 A unswitched 2 gang	-	-	733075	733275	833075	833275
Socket 13 A 2 gang single socket with key switch	-	-	720071	720072	-	-
RCD unit 1 gang ELO - DP 30 mA active	-	-	-	-	833085	833285
RCD unit 1 gang ELO DP 30 mA passive	-	-	-	-	833097	833297
RCD unit 2 gang ELR DP 30 mA active	-	-	-	-	833086	833286
RCD unit 2 gang ELR DP 30 mA passive	-	-	-	-	833098	833298
<b>Socket Outlets</b>						
Socket 15 A unswitched	-	-	733088	733288	833088	833288
Socket 15 A switched	-	-	733089	733289	833089	833289
Socket 5 A unswitched	-	-	733068	733268	833068	833268
Socket 5 A switched	-	-	733069	733269	833069	833269
Socket 2 A unswitched	-	-	733059	733259	833059	833259
Double USB socket	-	-	-	-	833044	833244
13 A switched - 2 gang SP USB	-	-	-	-	820023	820024
Shaver socket 230-120 V	-	-	733090	733290	833090	833290
Key card switch 230 V	-	-	-	-	-	-
Hotel Indicator DND/Please clean	-	-	-	-	-	-
Hotel Indicator - internal room control	-	-	-	-	-	-
<b>Fused Connection Units</b>						
13 A FCU DP switched	-	-	733034	733234	833034	833234
13 A FCU DP switched + indicator	-	-	733035	733235	833035	833235
13 A FCU DP switched + cord outlet	-	-	-	-	-	-
13 A FCU DP switched + cord outlet + indicator	-	-	733037	733237	833037	833237
13 A FCU DP switched + deep plate + bottom cord outlet	-	-	-	-	-	-
13 A FCU - unswitched	-	-	733030	733230	833030	833230
13 A FCU + power indicator - unswitched	-	-	733031	733231	833031	833231
13 A FCU + cord outlet - unswitched	-	-	733032	733232	833032	833232
13 A FCU + cord outlet + indicator - unswitched	-	-	733033	733233	833033	833233
<b>Double Pole switches 20 A</b>						
20 A DP switch	-	-	733010	733210	833010	833210
20 A DP switch marked 'WATER HEATER'	-	-	-	-	-	-
20 A DP switch + cord outlet	-	-	733014	733214	-	-
20 A DP switch + cord outlet marked 'WATER HEATER'	-	-	-	-	-	-
20 A DP switch + cord outlet + indicator	-	-	733016	733216	833016	833216
21 A DP switch + cord outlet + indicator marked 'WATER HEATER'	-	-	-	-	-	-
20 A DP switch + indicator	-	-	733012	733212	833012	833212
20 A DP switch + indicator marked 'WATER HEATER'	-	-	-	-	-	-
20 A sink /bath dula switch + indicator	-	-	-	-	-	-
<b>Double Pole switches 45 A</b>						
45 A DP switch 146 x 86	-	-	-	-	-	-
45 A DP switch 146 x 86 + red rocker	-	-	-	-	-	-
45 A DP switch 146 x 86 + indicator	-	-	-	-	-	-
45 A DP switch 146 x 86 + red rocker + Indicator	-	-	733021	733221	833021	833221
45 A DP switch 86 x 86	-	-	-	-	-	-
45 A DP switch 86 x 86 + red rocker	-	-	733022	733222	833022	833222
45 A DP switch 86 x 86 + indicator	-	-	-	-	-	-
45 A DP switch 86 x 86 + red rocker + Indicator	-	-	733023	733223	833023	833223
<b>Cooker control units</b>						
Cooker unit DP switch with DP switched socket 45 A	-	-	-	-	-	-
Cooker unit DP switch with DP switched socket + indicator	-	-	733029	733229	833029	833229
<b>Cable Outlets</b>						
Cable outlet 20 A terminal block	-	-	733019	733219	833019	833219
Cable outlet 45 A terminal block	-	-	733026	733226	833026	833226
<b>TV, radio and satellite sockets</b>						
Screened TV single male - non isolated	-	-	733040	733240	833040	833240
Screened TV single female - non isolated	-	-	-	-	-	-
Screened satellite - single "F" type	-	-	733041	733241	833041	833241
Screened TV/FM - isolated	-	-	733042	733242	833042	833242
Screened TV/FM/satellite - "F" type	-	-	733043	733243	833043	833243
Quad outlet TV/FM / 2 x satellite/TV return/phone	730045	733045	733245	-	-	-
<b>Telephone sockets</b>						
Telephone socket single master	730050	733050	733250	833050	833250	-
Telephone socket single secondary	730051	733051	733251	833051	833251	-
Telephone socket RJ11/12 single	-	-	733054	733254	833054	833254
<b>Data sockets</b>						
Data outlet RJ45 single - CAT 6 UTP	-	-	733056	733256	833056	833256
Data outlet RJ45 double - CAT 6 UTP	-	-	733057	733257	833057	833257
<b>Media Plates</b>						
Media plates (monobloc)	-	-	820143	820144	-	-
<b>Accessories</b>						
Blanking plate 1 gang	-	-	733095	733295	833095	833295
Blanking plate 2 gang	-	-	733096	733296	833096	833296
Outlet plate 1 gang	-	-	733052	733252	833052	833252
Cord outlet accessory box	-	-	-	-	-	-
Spacer frame 1 gang	-	-	-	-	-	-
Spacer frame 2 gang	-	-	-	-	-	-
<b>Carrier plates</b>						
Carrier plate 1 gang 1 Arteor module	-	-	733091	733291	833091	833291
Carrier plate 1 gang 2 Arteor module	-	-	733092	733292	833092	833292
Carrier plate 2 gang 3 Arteor module	-	-	733093	733293	833093	833293
Carrier plate 2 gang 4 Arteor module	-	-	733094	733294	833094	833294

## Contact details

### United Kingdom

Great King Street North,  
Birmingham, B19 2LF

### Customer Services:

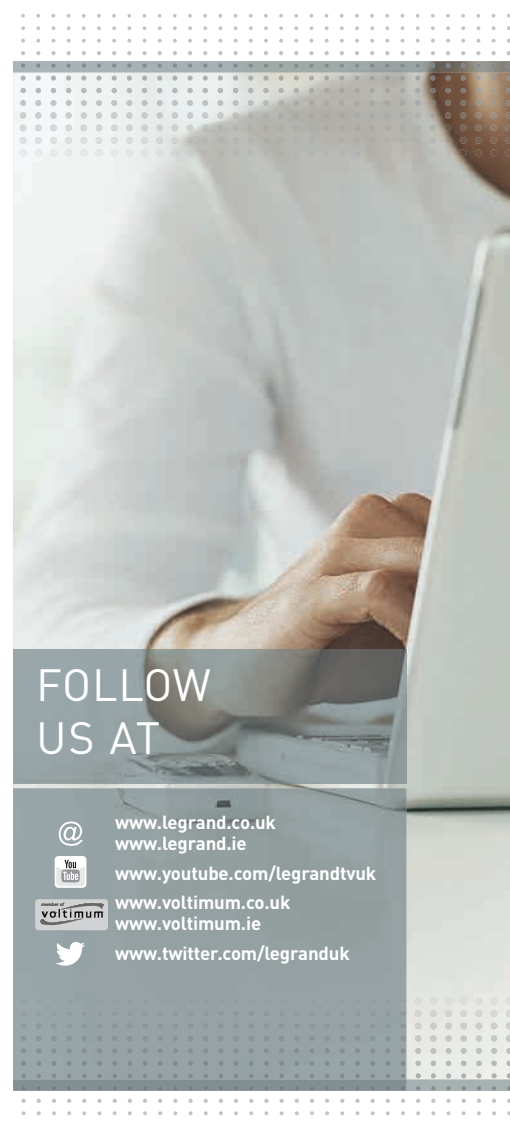
Tel: +44 (0) 345 605 4333 Fax: +44 (0) 345 605 4334  
E-mail: [legrand.sales@legrand.co.uk](mailto:legrand.sales@legrand.co.uk)

### Quotations and Technical Support:

Tel: +44 (0) 370 608 9020 Fax: +44 (0) 370 608 9021  
E-mail: [uk-wdsales@legrand.co.uk](mailto:uk-wdsales@legrand.co.uk)

### Republic of Ireland:

Tel: 01 295 9673 Fax: 01 295 4671  
E-mail: [legrand.sales@legrand.co.uk](mailto:legrand.sales@legrand.co.uk)



FOLLOW  
US AT



[www.legrand.co.uk](http://www.legrand.co.uk)  
[www.legrand.ie](http://www.legrand.ie)



[www.youtube.com/legrandtvuk](http://www.youtube.com/legrandtvuk)



[www.voltimum.co.uk](http://www.voltimum.co.uk)  
[www.voltimum.ie](http://www.voltimum.ie)



[www.twitter.com/legranduk](http://www.twitter.com/legranduk)



### Head office (UK and Ireland):

Legrand Electric Limited  
Great King Street North, Birmingham, B19 2LF  
Tel: +44 (0) 370 608 9000 Fax: +44 (0) 370 608 9004  
Website: [www.legrand.co.uk](http://www.legrand.co.uk)

In accordance with its policy of continuous improvement, the Company reserves the right to change specifications and designs without notice. All illustrations, descriptions, dimensions and weights in this catalogue are for guidance and cannot be held binding on the Company. All contents and design presentation included in this publication are © Legrand Electric Limited. All rights reserved. 2016



This document is printed on sustainably sourced paper. Please recycle.

The Legrand logo is a registered trademark of the Legrand group of companies.