

Contactor relay, 3 NO + 1 NC 12 V DC Screw terminal size S00



Figure similar

Product brand name	SIRIUS
Product designation	contactor relay
General technical data	
Size of contactor	S00
Product extension	
• Auxiliary switch	Yes
Insulation voltage	
• with degree of pollution 3 rated value	690 V
Degree of pollution	3
Surge voltage resistance rated value	6 kV
Protection class IP	
• on the front	IP20
Shock resistance	10g / 5 ms and 5g / 10 ms
Mechanical service life (switching cycles)	
• of contactor typical	30 000 000
• of the contactor with added electronics-compatible auxiliary switch block typical	5 000 000

• of the contactor with added auxiliary switch block typical	10 000 000
--	------------

Ambient conditions

Installation altitude at height above sea level	
• maximum	2 000 m
Ambient temperature	
• during operation	-25 ... +60 °C
• during storage	-55 ... +80 °C
• during transport	-55 ... +80 °C

Control circuit/ Control

Type of voltage of the control supply voltage	DC
Control supply voltage at DC	
• rated value	12 V
Operating range factor control supply voltage rated value of magnet coil at DC	
• initial value	0.8
• Full-scale value	1.1
Closing power of magnet coil at DC	3.2 W
Holding power of magnet coil at DC	3.2 W

Auxiliary circuit

Number of NC contacts	
• for auxiliary contacts	1
— instantaneous contact	1
— delayed switching	0
— lagging switching	0
— make-before-break switching	0
Number of NO contacts	
• for auxiliary contacts	3
— instantaneous contact	3
— delayed switching	0
— leading contact	0
— make-before-break switching	0
Number of CO contacts	
• for auxiliary contacts	0
• of auxiliary contacts instantaneous contact	0
Identification number and letter for switching elements	31 E
Operating current at AC-12 maximum	10 A
Operating current at AC-15	
• at 230 V rated value	6 A
• at 400 V rated value	3 A

<ul style="list-style-type: none"> • at 500 V rated value • at 690 V rated value 	<p>2 A</p> <p>1 A</p>
Operating current at 1 current path at DC-12 <ul style="list-style-type: none"> • at 24 V rated value • at 110 V rated value • at 220 V rated value 	<p>10 A</p> <p>3 A</p> <p>1 A</p>
Operating current at 1 current path at DC-13 <ul style="list-style-type: none"> • at 24 V rated value • at 110 V rated value • at 220 V rated value 	<p>10 A</p> <p>1 A</p> <p>0.27 A</p>
Contact reliability of auxiliary contacts	<p>1 faulty switching per 100 million (17 V, 1 mA)</p>

Short-circuit protection

Design of the fuse link <ul style="list-style-type: none"> • for short-circuit protection of the auxiliary switch required 	<p>fuse gL/gG: 10 A</p>
--	-------------------------

Installation/ mounting/ dimensions

Mounting position	<p>+/-180° rotation possible on vertical mounting surface; can be tilted forward and backward by +/- 22.5° on vertical mounting surface</p>
Mounting type	<p>screw and snap-on mounting</p>
Height	<p>57.5 mm</p>
Width	<p>45 mm</p>
Depth	<p>72 mm</p>
Required spacing <ul style="list-style-type: none"> • with side-by-side mounting <ul style="list-style-type: none"> — at the side 	<p>0 mm</p>

Connections/Terminals

Type of electrical connection <ul style="list-style-type: none"> • for auxiliary and control current circuit 	<p>screw-type terminals</p>
Type of connectable conductor cross-sections <ul style="list-style-type: none"> • for auxiliary contacts <ul style="list-style-type: none"> — solid — finely stranded with core end processing • at AWG conductors for auxiliary contacts 	<p>2x (0.5 ... 1.5 mm²), 2x (0.75 ... 2.5 mm²), 2x 4 mm²</p> <p>2x (0.5 ... 1.5 mm²), 2x (0.75 ... 2.5 mm²)</p> <p>2x (20 ... 16), 2x (18 ... 14), 1x 12</p>

Safety related data

B10 value <ul style="list-style-type: none"> • with high demand rate acc. to SN 31920 	<p>1 000 000; With 0.3 x I_e</p>
Proportion of dangerous failures <ul style="list-style-type: none"> • with low demand rate acc. to SN 31920 • with high demand rate acc. to SN 31920 	<p>40 %</p> <p>75 %</p>

T1 value for proof test interval or service life acc. to IEC 61508

20 y

Certificates/approvals

General Product Approval

Functional Safety/Safety of Machinery

Declaration of Conformity



CCC



CSA



UL



[Type Examination](#)



EG-Konf.

Test Certificates

Marine / Shipping

[Type Test Certificates/Test Report](#)

[Special Test Certificate](#)



ABS



BUREAU VERITAS



LRS



PRS

Marine / Shipping

other



RINA



RMRS



DNVGL.COM/AF

[Miscellaneous](#)

[Confirmation](#)

Further information

Information- and Downloadcenter (Catalogs, Brochures,...)

<http://www.siemens.com/industrial-controls/catalogs>

Industry Mall (Online ordering system)

<https://mall.industry.siemens.com/mall/en/en/Catalog/product?mlfb=3RH1131-1BA40>

Cax online generator

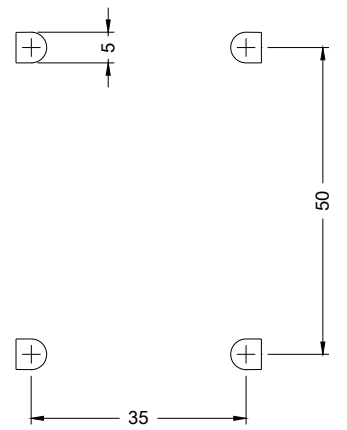
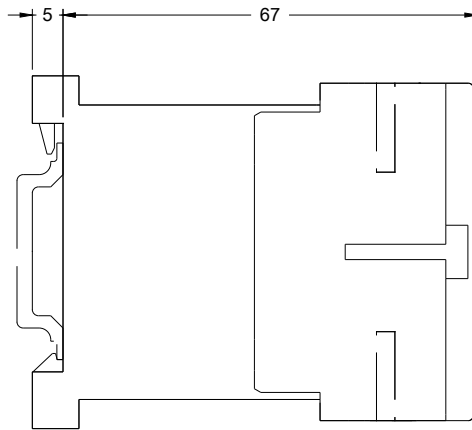
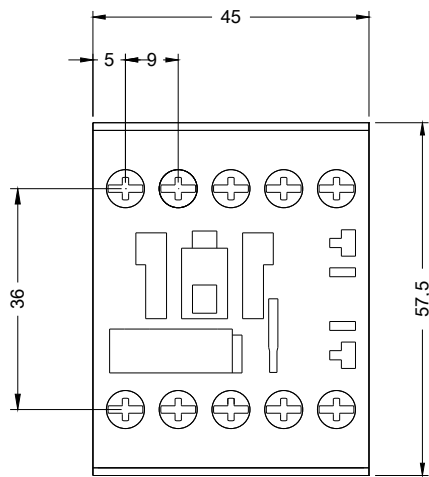
<http://support.automation.siemens.com/WW/CAXorder/default.aspx?lang=en&mlfb=3RH1131-1BA40>

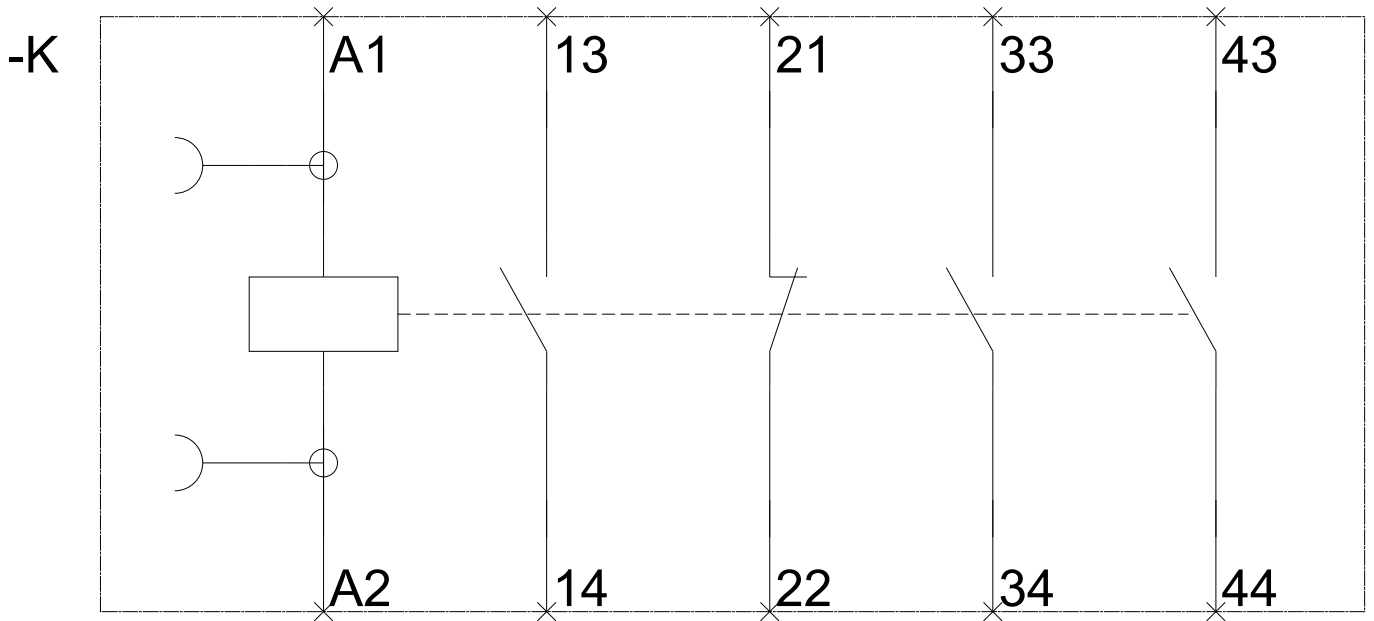
Service&Support (Manuals, Certificates, Characteristics, FAQs,...)

<https://support.industry.siemens.com/cs/ww/en/ps/3RH1131-1BA40>

Image database (product images, 2D dimension drawings, 3D models, device circuit diagrams, EPLAN macros, ...)

http://www.automation.siemens.com/bilddb/cax_de.aspx?mlfb=3RH1131-1BA40&lang=en





last modified:

01/17/2018