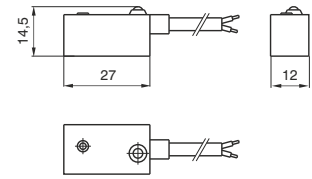


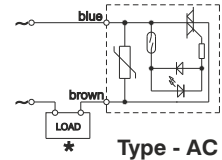
for cylinders and microcylinders



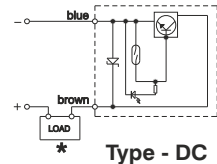
for rodless cylinders



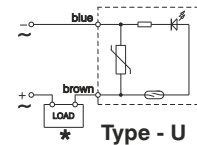
Diagrams and connections



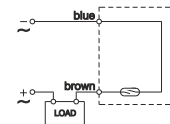
Type - AC



Type - DC



Type - U



Type U/1

Ordering code

SENSORS WITH 2 WIRES CABLE (PUR Ø4.2 mm 2 x 0.34mm²)

Cylinders and microcylinders	1500.AC	sensor for alternating current with led
	1500.DC	sensor for continuous current with led
	1500. U	universal sensor with led
	1500.U/1	universal sensor without led (REED ampulla only)
Rodless cylinders	1600.AC	sensor for alternating current with led
	1600.DC	sensor for continuous current with led
	1600.U	universal sensor with led
	1600.U/1	universal sensor without led (REED ampulla only)

Technical characteristics	A.C.		D.C.		U		U/1	
					a.c.	d.c.	a.c.	d.c.
Maximum permanent current	1,5A	1,2A	0,5A		0,5A		0,3A	
Maximum current (pulses of 0,5 sec.)	6A	1,5A	1A		1A		0,8A	
Voltage range	12 - 230V	12 - 30V	3 - 230V	12 - 48V	0 - 230V	0 - 48V		
Maximum permanent power	375VA	32W	20VA	15W	10VA	8W		
Working temperature	-20° C - 70°C							
Maximum voltage drop	3V max	2V max	3V max		0V			
Cable section	2x0,34 mm ² Ø4,2 mm PUR							
Degree of protection	IP 65							
Connecting time	2 ms							
Disconnecting time	1 ms							
Average working period	10 ⁷ cycles							
Repetition of intervention point	± 0,1 mm							
Type of contact	N.O.							

*The load (LOAD) can be connected either to negative or positive pole.

These sensors can be used on cylinders series:

SERIES	DESCRIPTION	MOUNTED
1200	for microcylinders with threaded end covers and "TECNO-MIR" microcylinders for microcylinders "MIR" with rolled end covers, cylinders from Ø16 to Ø32 for microcylinders "MIR-INOX" with rolled end covers	with clamps code 1260.Ø.F with clamps code 1280.Ø.F with clamps code 1280.Ø.FX
1306 - 1307 - 1308	for cylinders from Ø32 to Ø63 for cylinders from Ø80 to Ø125 for cylinders from Ø160 to Ø200	with brackets code 1306.A with brackets code 1306.B with brackets code 1306.C
1315	for cylinders Ø250 and Ø320 (ISO)	with brackets code 1306.D
1319 - 1320	for cylinders Ø32 and Ø40	with brackets code 1320.A
	for cylinders Ø50 and Ø63	with brackets code 1320.B
	for cylinders Ø80 and Ø100	with brackets code 1320.C
	for cylinders Ø125	with brackets code 1320.D
	for cylinders Ø160 for cylinders Ø200	with brackets code 1320.E with brackets code 1320.F
1390 - 1391	for cylinders ECOLIGHT Ø32 and Ø40	with brackets code 1390.A
	for cylinders ECOLIGHT Ø50 and Ø63	with brackets code 1390.B
	for cylinders ECOLIGHT Ø80 and Ø100	with brackets code 1390.C
	for cylinders ECOLIGHT Ø125 - Ø200	with brackets code 1390.D
1500	Compact cylinders "Europe" (from Ø32)	directly on groove
1605	Rodless cylinders	with brackets code 1600.A