

accessories

for Viking 3 terminal blocks - spring connection

TERMINAL BLOCK				INSULATION		BRIDGING COMBS			MEASUREMENT	ASSOCIATED PRODUCTS						
Nominal cross section (mm ²)	Width (mm)	Colour	Cat. Nos.	End cap	Separation and insulation divider	Comb for 2 blocks	Comb for 3 blocks	Comb for 10 blocks	Test meter adaptor							
4	5		0372 60	0375 86	0375 95	0375 02	-	0375 01	0375 27	<p>End stops p. 126</p>						
			0372 00													
			0372 20													
	6		0372 61								built-in	0375 95	0375 05	-	0375 04	0375 27
			0372 01													
			0372 21													
6	8		0372 62	built-in	-	-	0375 07	-	0375 27	<p>Label holder for end stop p. 126</p>						
			0372 02													
10	10		0372 63	built-in	-	0375 82	-	-	-							
			0372 03													
16	12		0372 64	built-in	-	0375 85	-	-	-							
			0372 04													
4	5		0372 40	0375 87	0375 95	0375 02	-	0375 01	0375 27	<p>End caps p. 126</p>						
			0372 41													
			0372 42													
4	6		0372 43	built-in	0375 95	0375 05	-	0375 04	0375 27							
			0372 44													
4	5		0372 46	0375 88	0375 95	0375 02	-	0375 01	0375 27							
			0372 47													
4	6		0372 69	built-in	-	0375 05	-	0375 04	0375 27							
			0372 09													
4	5		0372 67	0375 89	0375 96	0375 02	-	0375 01	0375 27 ³	<p>Dividers p. 126</p>						
			0372 07													
4	6		0372 68	built-in	0375 96	0375 05	-	0375 04	0375 27 ³							
			0372 08													
4	5		0372 70	0375 86	-	-	-	-	-	<p>Blown fuse indicators p. 127</p>						
			0372 71													
			0372 72													
			0372 73													
			0372 74													
4	5		0372 10	0375 87	-	-	-	-	-							
			0372 11													
			0372 12													
			0372 12													
4	6		0372 79	built-in	-	-	-	-	-							
			0372 79													
2-5	6		0372 80	0375 90	-	0375 05	-	0375 04	0375 27	<p>Shielding p. 127</p>						
			0372 81													
			0372 81 + 0375 24/25 ¹													
			0372 82													
			0372 83													
			0372 84													
			0372 85													
			0372 86													
			0372 86													
	0372 86															
4	5		0372 54	0375 88	0375 95	0375 02	-	0375 01	-	<p>Starfix ferrules p. 148</p>						
			0372 55													
			0372 56													
0375 89	0375 96	0375 02 ²	-	0375 01 ²	-											

Viking 3 terminal blocks – spring connection

for copper cable



0372 60 + 0372 00 + 0372 20



0372 01



0372 21




0372 63




0372 40




Automatic insertion of stripped cable with ferrule cap or rigid cable up to width of 6 mm



0372 70 Automatic fixing on rail



0372 72



0372 79

Accessories **p. 126-127**
 Technical characteristics **p. 130-131**

Screwless connection system, stainless steel spring type
 Compatible with either 2 rigid copper cables or flexible cables (0.5 mm² - 16 mm²) with or without ferrules (p. 148)
 Direct tool-free insertion of a rigid cable. Direct tool-free insertion of a flexible cable with ferrule, up to 6 mm width
 Facility for 2 bridging combs
 Compatible with rails EN 60715 depth 7.5 mm and 15 mm

Pack	Cat. Nos.	Connection					
		Grey for standard circuit Blue for neutral conductor Orange for circuit not broken by the master isolating device					
		1 connection - 2 cables - 1 entry/1 exit					
		Colour	Nominal cross section (mm ²)	Rigid cable (mm ²)	Capacity Flexible cable (mm ²)	Flexible cable with ferrule (mm ²)	Width (mm)
60	0372 60	Grey ●	4	0.5 to 6	0.5 to 4	0.5 to 2.5	5
60	0372 00	Blue ●					
60	0372 20	Orange ●					
50	0372 61'	Grey ●	4	0.5 to 6	0.5 to 4	0.5 to 4	6
50	0372 01'	Blue ●					
50	0372 21'	Orange ●					
50	0372 62'	Grey ●	6	0.5 to 6	0.5 to 6	0.5 to 6	8
50	0372 02'	Blue ●					
40	0372 63'	Grey ●	10	0.75 to 10	0.75 to 10	0.75 to 10	10
40	0372 03'	Blue ●					
10	0372 64'	Grey ●	16	4 to 16	4 to 16	4 to 16	12
10	0372 04'	Blue ●					
		1 connection - 3 cables - 1 entry/2 exits					
60	0372 40	Grey ●	4	0.5 to 6	0.5 to 4	0.5 to 2.5	5
60	0372 41	Blue ●					
60	0372 42	Orange ●					
50	0372 43'	Grey ●	4	0.5 to 6	0.5 to 4	0.5 to 4	6
50	0372 44'	Blue ●					
		1 connection - 4 cables - 2 entries/2 exits					
60	0372 46	Grey ●	4	0.5 to 6	0.5 to 4	0.5 to 2.5	5
60	0372 47	Blue ●					
50	0372 69'	Grey ●	4	0.5 to 6	0.5 to 4	0.5 to 4	6
50	0372 09'	Blue ●					
		2 connections - 4 cables - 2 levels					
60	0372 67	Grey ●	4	0.5 to 6	0.5 to 4	0.5 to 2.5	5
60	0372 07	Blue ●					
50	0372 68'	Grey ●	4	0.5 to 6	0.5 to 4	0.5 to 4	6
50	0372 08'	Blue ●					

Pack	Cat. Nos.	Protection					
		Metal base Screwless fixing on rail PEN from 10 mm ²					
		1 connection - 2 cables - 1 entry/1 exit					
		Colour	Nominal cross section (mm ²)	Rigid cable (mm ²)	Capacity Flexible cable (mm ²)	Flexible cable with ferrule (mm ²)	Width (mm)
60	0372 70	Green/yellow ●	4	0.5 to 6	0.5 to 4	0.5 to 2.5	5
50	0372 71'	Green/yellow ●					
25	0372 72'	Green/yellow ●	6	0.5 to 6	0.5 to 6	0.5 to 6	8
20	0372 73'	Green/yellow ●					
15	0372 74'	Green/yellow ●	16	4 to 16	4 to 16	4 to 16	12
		Green/yellow ●					
		1 connection - 3 cables - 1 entry/2 exits					
40	0372 10	Green/yellow ●	4	0.5 to 6	0.5 to 4	0.5 to 2.5	5
30	0372 11'	Green/yellow ●					
		1 connection - 4 cables - 2 entries/2 exits					
40	0372 12	Green/yellow ●	4	0.5 to 6	0.5 to 4	0.5 to 2.5	5
30	0372 79'	Green/yellow ●					

CAB 3 marking system **p. 140-142**
 Starfix ferrules and crimping tools **p. 148-149**



1 : Built-in end cap

Download the full file at

<http://assets.kempstoncontrols.com/doc/Legrand%20Industrial%20and%20power%20protection%20catalogue.pdf>



KEMPSTON
CONTROLS