

# Synergy® modern

socket outlets and shaver sockets



7310 60




7312 71



7310 89









7312 59











Flush mounting back boxes





p. 187




Front plates : clip on die cast plate with high quality satin finish; anthracite interiors; matching decorative rockers (except where indicated)  
Terminal screws captive and backed off ready for cabling





Pack	Cat. Nos.		<b>Double pole socket outlets</b> <b>13 A - 250 V~</b>
			Conform to BS 1363 - Part 2 : 1995 2 earth terminals Flush mounting back box : min. 25 mm deep Nominal plate dimensions : 1 gang - 89 x 89 mm 2 gang - 89 x 149 mm
1	7310 60	7312 60	 1 gang – switched
1	7310 61	7312 61	 1 gang – switched + red LED power indicator
1	7310 70	7312 70	 2 gang – switched
1	7310 71	7312 71	 2 gang – switched + red LED power indicator




Pack	Cat. Nos.		<b>RCD sockets 13 A - 250 V~</b>
			Conform to BS 7288 : 1990 and BS 1363 - Part 2 : 1995 Stainless steel plate with fixing screws Conventional earth pin release shutter Maximum operating current 16 A Incorporate a "test and reset" button Flush mounting back box : min. 25 mm deep Nominal plate dimensions : 86 x 146 mm
1	7310 97	7312 97	<b>Active (electronically latched)</b> - trips in the event of a power failure - suitable in applications where automatic restoration of supply would be hazardous, e.g. machinery, power tools  RCD unit 2 gang DP 30 mA active
1	7310 98	7312 98	<b>Passive (mechanically latched)</b> - does not trip in the event of a power failure - suitable in applications where automatic restoration of supply is required, e.g. fridge, freezer, unmanned areas  RCD unit 2 gang DP 30 mA passive

Pack	Cat. Nos.		<b>Unswitched socket outlets</b> <b>13 A - 250 V~</b>
			Conform to BS 1363 - Part 2 : 1995 2 earth terminals Flush mounting back box : min. 25 mm deep Nominal plate dimensions : 1 gang - 89 x 89 mm 2 gang - 89 x 149 mm
1	7310 65	7312 65	 1 gang – unswitched
1	7310 75	7312 75	 2 gang – unswitched

Pack	Cat. Nos.		<b>Socket outlets 15 A - 250 V~</b>
			Conform to BS 546 : 1950 Flush mounting back box : min. 35 mm deep Nominal plate dimensions : 89 x 89 mm
1	7310 88	7312 88	 1 gang – unswitched
1	7310 89	7312 89	 1 gang – switched

Pack	Cat. Nos.		<b>Socket outlets 2 A - 250 V~</b>
			Conform to BS 546 : 1950 Flush mounting back box : min. 25 mm deep Nominal plate dimensions : 89 x 89 mm
1	7310 59	7312 59	 1 gang – unswitched

Pack	Cat. Nos.		<b>Socket outlets 5 A - 250 V~</b>
			Conform to BS 546 : 1950 Flush mounting back box : min. 25 mm deep Nominal plate dimensions : 89 x 89 mm
1	7310 68	7312 68	 1 gang – unswitched
1	7310 69	7312 69	 1 gang – switched

Pack	Cat. Nos.		<b>Shaver sockets</b>
			Conform to BS EN 61558-2-5 : 1998 IP 24 For use with European, British, American and Australian 2 pin plugs Screwless live and neutral terminals Double wound isolating transformer Automatic self-resetting overload feature Plug insertion operates microswitch which energises transformer Flush mounting back box : min. 47 mm deep Nominal plate dimensions : 149 x 89 mm
1	7310 90	7312 90	 Supply : 230 V - 50/60 Hz Output : 230/120 V - 20 VA max.

# Synergy® modern

fused connection units



7310 35



7312 34



7310 30



7312 32



Flush mounting back boxes

p. 187



7310 37




7312 36



7310 31















7312 33



Red LED power indicator

Front plates : clip on die cast plate with high quality satin finish; anthracite interiors; matching decorative rockers (except where indicated)  
Terminal screws captive and backed off ready for cabling

Pack	Cat. Nos.		Fused connection units 13 A - 250 V~	
			Conform to BS 1363 - Part 4 : 1995 Fuse drawer retained by quarter turn catch, drawer padlockable in open position for safety Flush mounting back box : min. 25 mm deep Nominal plate dimensions : 89 x 89 mm	
	Silver	Nickel	<b>Switched</b>	
1	7310 34	7312 34		Switched, DP
1	7310 35	7312 35		Switched, DP + red LED power indicator
1	7310 36	7312 36		Switched, DP with cord outlet
1	7310 37	7312 37		Switched, DP with cord outlet + red LED power indicator

Pack	Cat. Nos.		Fused connection units 13 A - 250 V~ (continued)	
			Conform to BS 1363 - Part 4 : 1995 Fuse drawer retained by quarter turn catch, drawer padlockable in open position for safety Flush mounting back box : min. 25 mm deep Nominal plate dimensions : 89 x 89 mm	
	Silver	Nickel	<b>Unswitched</b>	
1	7310 30	7312 30		Unswitched
1	7310 31	7312 31		Unswitched + red LED power indicator
1	7310 32	7312 32		Unswitched with cord outlet
1	7310 33	7312 33		Unswitched with cord outlet + red LED power indicator

Download the full file at

<http://assets.kempstoncontrols.com/doc/Legrand%20Wiring%20Devices%202012.pdf>



**KEMPSTON**  
CONTROLS