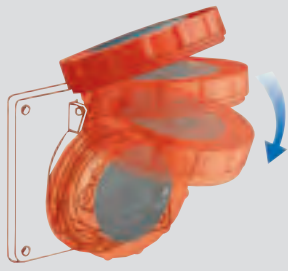


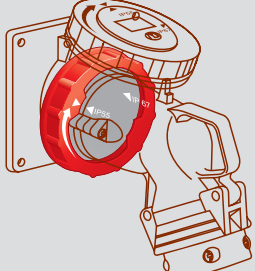
HYPRAS® PLUGS AND SOCKETS IP 66/67-55 - LV 16/32/63/125 A										
<p>Conform to : BS EN 60309-1, BS EN 60309-2, IEC 60309-1 and IEC 60309-2 IP according to BS EN 60529 and IEC 60529 IK 09 Self-extinguishing : 850 °C for insulated parts 650 °C for housing Stainless steel external screws Temp. rating : -50 °C to +100 °C 63/125 A units have a pilot pin</p> <p> Technical information and dimensions p. 171-173</p>	PANEL MOUNTING SOCKETS		SURFACE MOUNTING SOCKETS		THROUGH ENTRY SURFACE MOUNTING SOCKETS	MOBILE SOCKETS	STRAIGHT PLUGS	ANGLED PLUGS		
	inclined outlets	modular <sup>1</sup> with single fixing centres	(Back boxes sold separately)							
<b>LV</b>										
100 to 130 V 50/60 Hz	<b>16 A</b>	<b>2 P + ⊥</b>	0511 25	-	0511 25 + 0520 29	0511 25 + 0520 89	0511 75	0511 55	-	
200 to 250 V 50/60 Hz	<b>16 A</b>	<b>2 P + ⊥</b>	0511 26	0511 46	0511 26 + 0520 29	0511 26 + 0520 89	0511 76	0511 56	0511 06	
	<b>32 A</b>	<b>2 P + ⊥</b>	-	0530 46	0530 46 + 0529 40	0530 46 + 0529 90	0530 76	0530 56	0530 06	
380 to 415 V 50/60 Hz	<b>16 A</b>	<b>3 P + ⊥</b>	0511 30	0511 50	0511 30 + 0522 29	0511 30 + 0522 89	0511 80	0511 60	0511 10	
		<b>3 P + N + ⊥</b>	0511 31	0511 51	0511 31 + 0522 29	0511 31 + 0522 89	0511 81	0511 61	0511 11	
	<b>32 A</b>	<b>3 P + ⊥</b>	-	0530 50	0530 50 + 0529 40	0530 50 + 0529 90	0530 80	0530 60	0530 10	
		<b>3 P + N + ⊥</b>	-	0530 51	0530 51 + 0529 40	0530 51 + 0529 90	0530 81	0530 61	0530 11	
380 to 415 V 50/60 Hz	<b>63 A</b>	<b>3 P + ⊥</b>	0594 27	-	0594 37	-	0594 87	0594 47	-	
		<b>3 P + N + ⊥</b>	0594 28	-	0594 38	-	0594 88	0594 48	-	
	<b>125 A</b>	<b>3 P + ⊥</b>	0595 12	-	0595 02	-	0595 32	0595 22	-	
		<b>3 P + N + ⊥</b>	0595 13	-	0595 03	-	0595 33	0595 23	-	

1 : 70 x 70 mm fixing centres

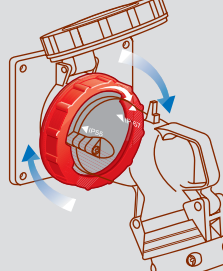
**Complete range from 16 A to 125 A : IP 55 (minimum) guaranteed**



**IP 55** assured automatically with cover flap down without locking ring secured



**IP 55** guaranteed with IP 66/67-55 plug inserted and cover in place over spigot on plug



**IP 66/67-55** obtained with locking ring secured

For pack quantities, p. 169-170

Modular sockets have  
70 x 70mm fixing centres  
across 16 A and 32 A range  
p. 169-170



# Hypra® IP 66/67-55 - LV 16 A

## plastic plugs and sockets



Technical information and dimensions **p. 171-173**  
 Conformity to International Standards **p. 198**

Conform to BS EN 60309-1, BS EN 60309-2, IEC 60309-1 and IEC 60309-2  
 IP according to BS EN 60529 and IEC 60529  
 IK 09  
 Self-extinguishing : 850 °C for insulated parts, 650 °C for housing  
 Stainless steel external screws - Nickel plated brass contacts  
 Temp. rating : -50 °C to +100 °C

Pack	Cat. Nos.		<b>Panel mounting sockets 16 A</b>
1	Plastic	Modular	Plastic version can be used with back boxes to create surface mounting sockets (modular version is not compatible with back boxes)
5   1	0511 25	0511 46	<b>100 to 130 V~</b> 2 P + ⊥
	0511 26	0511 46	<b>200 to 250 V~</b> 2 P + ⊥
	0511 30	0511 50	<b>380 to 415 V~</b> 3 P + ⊥
	0511 31	0511 51	3 P + N + ⊥

Pack	Cat. Nos.	<b>Mobile sockets 16 A</b>
1	0511 75	<b>100 to 130 V~</b> 2 P + ⊥
1	0511 76	<b>200 to 250 V~</b> 2 P + ⊥
	0511 80	<b>380 to 415 V~</b> 3 P + ⊥
	0511 81	3 P + N + ⊥


Pack	Cat. Nos.	<b>Straight plugs 16 A</b>
1	0511 55	<b>100 to 130 V~</b> 2 P + ⊥
1	0511 56	<b>200 to 250 V~</b> 2 P + ⊥
	0511 60	<b>380 to 415 V~</b> 3 P + ⊥
5	0511 61	3 P + N + ⊥

Pack	Cat. Nos.	<b>Angled plugs 16 A</b>
1	0511 06	<b>200 to 250 V~</b> 2 P + ⊥
1	0511 10	<b>380 to 415 V~</b> 3 P + ⊥
1	0511 11	3 P + N + ⊥

Pack	Cat. Nos.	<b>Back boxes</b>
<b>Surface mounting boxes</b>		
5	0520 29	For LV 16 A 2 P + ⊥ sockets
5	0522 29	For LV 16 A 3 P + ⊥ / 3 P + N + ⊥ sockets
<b>Through entry surface mounting boxes</b>		
1	0520 89	For LV 16 A 2 P + ⊥ sockets
5	0522 89	For LV 16 A 3 P + ⊥ / 3 P + N + ⊥ sockets

Download the full file at

<http://assets.kempstoncontrols.com/doc/Legrand%20Industrial%20and%20power%20protection%20catalogue.pdf>



**KEMPSTON**  
CONTROLS