

Auxiliary switch block, 22, 2 NO + 2 NC, EN 50012, spring-type connection system, for motor contactors, 4-pole ! Phased-out product! Successor is SIRIUS 3RH2



Figure similar

General technical data	
Product brand name	SIRIUS
Suitability for use	Contactor relay and power contactor
Protection class IP on the front	IP20
Ambient temperature	
• during storage	-55 ... +80 °C
• during operation	-25 ... +60 °C
Mechanical service life (switching cycles) typical	10 000 000
Electrical endurance (switching cycles) at AC-15 at 230 V typical	200 000
Contact reliability	one incorrect switching operation of 100 million switching operations (17 V, 5 mA)
Contact reliability of auxiliary contacts	1 faulty switching per 100 million (17 V, 1 mA)
Insulation voltage with degree of pollution 3 rated value	690 V
Surge voltage resistance rated value	6 kV
Auxiliary circuit	

Number of NC contacts for auxiliary contacts	
• instantaneous contact	2
Number of NO contacts for auxiliary contacts	
• instantaneous contact	2
Operating current of auxiliary contacts at AC-12	
• at 24 V	10 A
• at 230 V	10 A
• maximum	10 A
Operating current	
• of auxiliary contacts	
— at AC-14	
— at 125 V	6 A
— at 250 V	6 A
— at AC-15	
— at 24 V	6 A
— at 230 V	6 A
— at 400 V	3 A
• at AC-15 at 690 V rated value	1 A
Operating current	
• of auxiliary contacts at DC-12	
— at 24 V	10 A
— at 110 V	3 A
— at 220 V	1 A
• with 2 current paths in series at DC-12	
— at 24 V rated value	10 A
— at 60 V rated value	10 A
— at 110 V rated value	4 A
— at 220 V rated value	2 A
— at 440 V rated value	1.3 A
— at 600 V rated value	0.65 A
• with 3 current paths in series at DC-12	
— at 24 V rated value	10 A
— at 60 V rated value	10 A
— at 110 V rated value	10 A
— at 220 V rated value	3.6 A
— at 440 V rated value	2.5 A
— at 600 V rated value	1.8 A
Operating current	
• of auxiliary contacts at DC-13	
— at 24 V	6 A
— at 60 V	2 A

— at 110 V	1 A
— at 220 V	0.3 A
• with 2 current paths in series at DC-13	
— at 24 V rated value	10 A
— at 60 V rated value	3.5 A
— at 110 V rated value	1.3 A
— at 220 V rated value	0.9 A
— at 440 V rated value	0.2 A
— at 600 V rated value	0.1 A
• with 3 current paths in series at DC-13	
— at 24 V rated value	10 A
— at 60 V rated value	4.7 A
— at 110 V rated value	3 A
— at 220 V rated value	1.2 A
— at 440 V rated value	0.5 A
— at 600 V rated value	0.26 A

Installation/ mounting/ dimensions

Mounting type	snap-on mounting
Width	44 mm
Height	38 mm
Depth	51 mm

Connections/Terminals

Type of electrical connection for auxiliary and control current circuit	spring-loaded terminals
Type of connectable conductor cross-sections	
• for auxiliary contacts	
— finely stranded	
— with core end processing	2x (0.5 ... 1.5 mm ²)
— without core end processing	2x (0.5 ... 2.5 mm ²)
• at AWG conductors for auxiliary contacts	2x (20 ... 14)

Safety related data

Product function Mirror contact acc. to IEC 60947-4-1	Yes
• Note	with 3RT1
Product function positively driven operation acc. to IEC 60947-5-1	No

Certificates/approvals

General Product Approval	Functional Safety/Safety of Machinery
--------------------------	---------------------------------------



[KC](#)



[Type Examination Certificate](#)

Declaration of Conformity	Test Certificates	Shipping Approval	other
---------------------------	-------------------	-------------------	-------



[Miscellaneous](#)

[Special Test Certificate](#)



[Confirmation](#)

Railway

[Special Test Certificate](#)

[Type Test Certificates/Test Report](#)

Further information

Information- and Downloadcenter (Catalogs, Brochures,...)

<http://www.siemens.com/industrial-controls/catalogs>

Industry Mall (Online ordering system)

<https://mall.industry.siemens.com/mall/en/en/Catalog/product?mlfb=3RH1921-2HA22>

Cax online generator

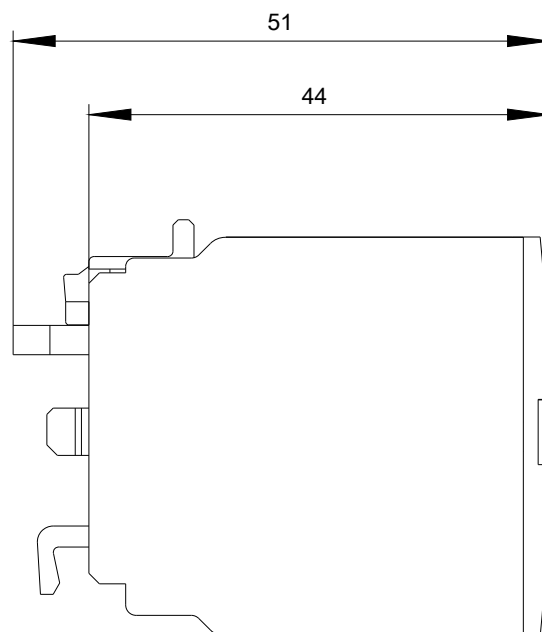
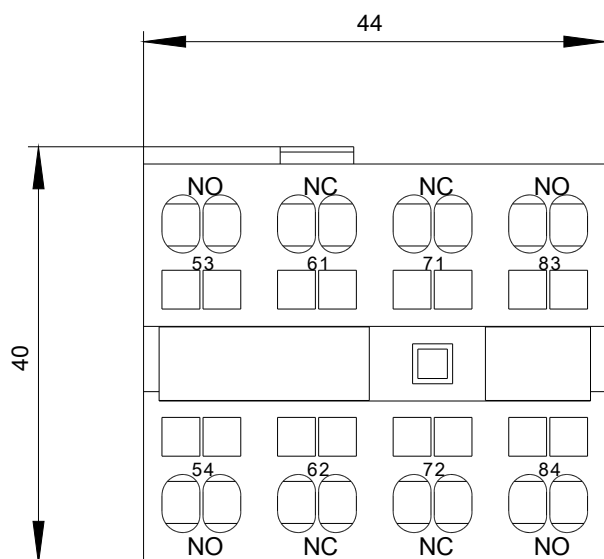
<http://support.automation.siemens.com/WW/CAXorder/default.aspx?lang=en&mlfb=3RH1921-2HA22>

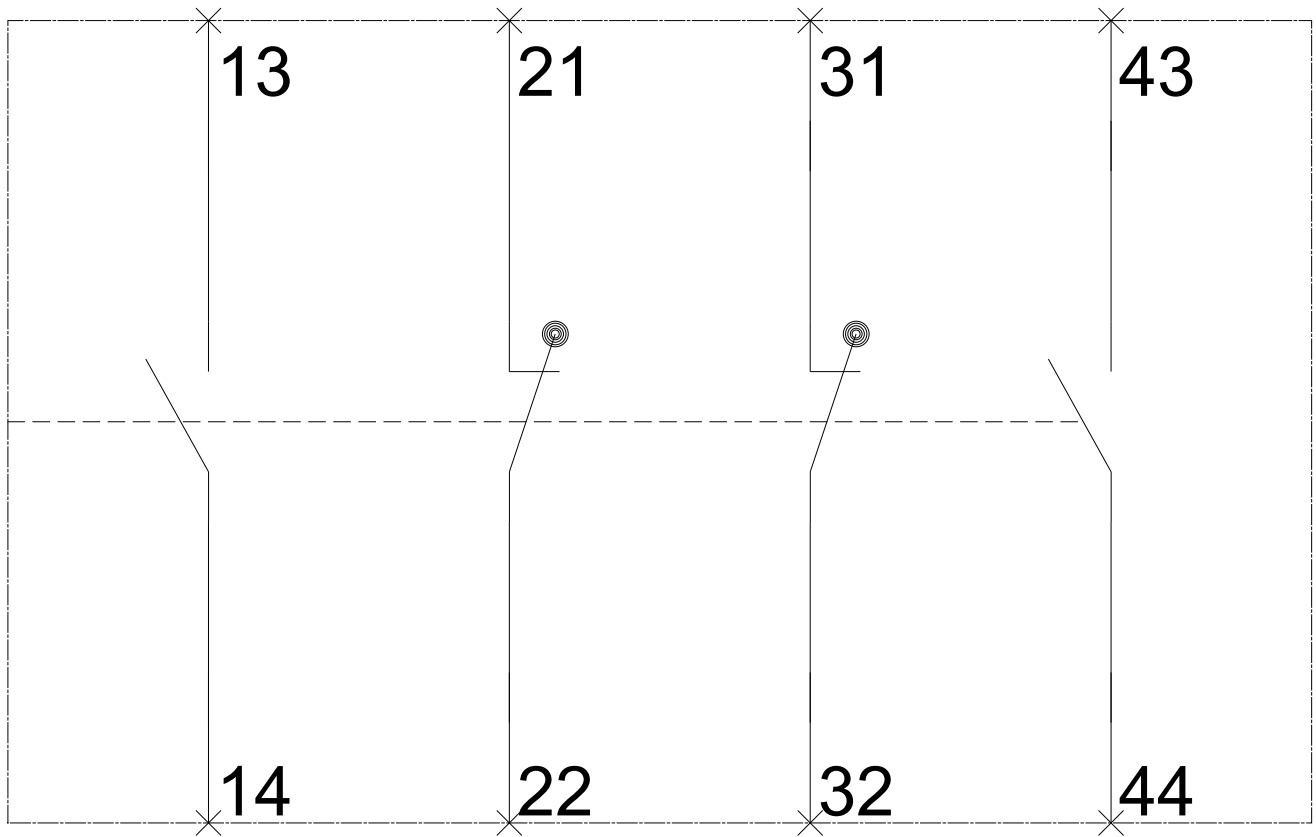
Service&Support (Manuals, Certificates, Characteristics, FAQs,...)

<https://support.industry.siemens.com/cs/ww/en/ps/3RH1921-2HA22>

Image database (product images, 2D dimension drawings, 3D models, device circuit diagrams, EPLAN macros, ...)

http://www.automation.siemens.com/bilddb/cax_de.aspx?mlfb=3RH1921-2HA22&lang=en





last modified:

09/24/2019