

Viking 3 terminal blocks – spring connection

for copper cable



0372 60 + 0372 00 + 0372 20



0372 01



0372 21




0372 63




0372 40




Automatic insertion of stripped cable with ferrule cap or rigid cable up to width of 6 mm



0372 70 Automatic fixing on rail



0372 72



0372 79

Accessories **p. 126-127**
 Technical characteristics **p. 130-131**

Screwless connection system, stainless steel spring type
 Compatible with either 2 rigid copper cables or flexible cables (0.5 mm² - 16 mm²) with or without ferrules (p. 148)
 Direct tool-free insertion of a rigid cable. Direct tool-free insertion of a flexible cable with ferrule, up to 6 mm width
 Facility for 2 bridging combs
 Compatible with rails EN 60715 depth 7.5 mm and 15 mm

| Pack | Cat. Nos. | Connection | | | | | |
|------|-----------|---|--|--------------------------------|--|--|------------|
| | | Grey for standard circuit Blue for neutral conductor Orange for circuit not broken by the master isolating device | | | | | |
| | | 1 connection - 2 cables - 1 entry/1 exit | | | | | |
| | | Colour | Nominal cross section (mm ²) | Rigid cable (mm ²) | Capacity Flexible cable (mm ²) | Flexible cable with ferrule (mm ²) | Width (mm) |
| 60 | 0372 60 | Grey ● | 4 | 0.5 to 6 | 0.5 to 4 | 0.5 to 2.5 | 5 |
| 60 | 0372 00 | Blue ● | | | | | |
| 60 | 0372 20 | Orange ● | | | | | |
| 50 | 0372 61' | Grey ● | 4 | 0.5 to 6 | 0.5 to 4 | 0.5 to 4 | 6 |
| 50 | 0372 01' | Blue ● | | | | | |
| 50 | 0372 21' | Orange ● | | | | | |
| 50 | 0372 62' | Grey ● | 6 | 0.5 to 6 | 0.5 to 6 | 0.5 to 6 | 8 |
| 50 | 0372 02' | Blue ● | | | | | |
| 40 | 0372 63' | Grey ● | 10 | 0.75 to 10 | 0.75 to 10 | 0.75 to 10 | 10 |
| 40 | 0372 03' | Blue ● | | | | | |
| 10 | 0372 64' | Grey ● | 16 | 4 to 16 | 4 to 16 | 4 to 16 | 12 |
| 10 | 0372 04' | Blue ● | | | | | |
| | | 1 connection - 3 cables - 1 entry/2 exits | | | | | |
| 60 | 0372 40 | Grey ● | 4 | 0.5 to 6 | 0.5 to 4 | 0.5 to 2.5 | 5 |
| 60 | 0372 41 | Blue ● | | | | | |
| 60 | 0372 42 | Orange ● | | | | | |
| 50 | 0372 43' | Grey ● | 4 | 0.5 to 6 | 0.5 to 4 | 0.5 to 4 | 6 |
| 50 | 0372 44' | Blue ● | | | | | |
| | | 1 connection - 4 cables - 2 entries/2 exits | | | | | |
| 60 | 0372 46 | Grey ● | 4 | 0.5 to 6 | 0.5 to 4 | 0.5 to 2.5 | 5 |
| 60 | 0372 47 | Blue ● | | | | | |
| 50 | 0372 69' | Grey ● | 4 | 0.5 to 6 | 0.5 to 4 | 0.5 to 4 | 6 |
| 50 | 0372 09' | Blue ● | | | | | |
| | | 2 connections - 4 cables - 2 levels | | | | | |
| 60 | 0372 67 | Grey ● | 4 | 0.5 to 6 | 0.5 to 4 | 0.5 to 2.5 | 5 |
| 60 | 0372 07 | Blue ● | | | | | |
| 50 | 0372 68' | Grey ● | 4 | 0.5 to 6 | 0.5 to 4 | 0.5 to 4 | 6 |
| 50 | 0372 08' | Blue ● | | | | | |

| Pack | Cat. Nos. | Protection | | | | | |
|------|-----------|---|--|--------------------------------|--|--|------------|
| | | Metal base Screwless fixing on rail PEN from 10 mm ² | | | | | |
| | | 1 connection - 2 cables - 1 entry/1 exit | | | | | |
| | | Colour | Nominal cross section (mm ²) | Rigid cable (mm ²) | Capacity Flexible cable (mm ²) | Flexible cable with ferrule (mm ²) | Width (mm) |
| 60 | 0372 70 | Green/yellow ● | 4 | 0.5 to 6 | 0.5 to 4 | 0.5 to 2.5 | 5 |
| 50 | 0372 71' | Green/yellow ● | | | | | |
| 25 | 0372 72' | Green/yellow ● | 6 | 0.5 to 6 | 0.5 to 6 | 0.5 to 6 | 8 |
| 20 | 0372 73' | Green/yellow ● | | | | | |
| 15 | 0372 74' | Green/yellow ● | 16 | 4 to 16 | 4 to 16 | 4 to 16 | 12 |
| | | Green/yellow ● | | | | | |
| | | 1 connection - 3 cables - 1 entry/2 exits | | | | | |
| 40 | 0372 10 | Green/yellow ● | 4 | 0.5 to 6 | 0.5 to 4 | 0.5 to 2.5 | 5 |
| 30 | 0372 11' | Green/yellow ● | | | | | |
| | | 1 connection - 4 cables - 2 entries/2 exits | | | | | |
| 40 | 0372 12 | Green/yellow ● | 4 | 0.5 to 6 | 0.5 to 4 | 0.5 to 2.5 | 5 |
| 30 | 0372 79' | Green/yellow ● | | | | | |


CAB 3 marking system **p. 140-142**
 Starfix ferrules and crimping tools **p. 148-149**



1 : Built-in end cap

Viking 3 terminal blocks – spring connection

for copper cable (continued)



Accessories **p. 126-127**
 Technical characteristics **p. 130-131**

Screwless connection system, stainless steel spring type
 Compatible with either 2 rigid copper cables or flexible cables (0.5 mm² - 16 mm²) with or without ferrules (p. 148)
 Direct tool-free insertion of a rigid cable. Direct tool-free insertion of a flexible cable with ferrule, up to 6 mm width
 Facility for 2 bridging combs
 Compatible with rails EN 60715 depth 7.5 mm and 15 mm

| Pack | Cat. Nos. | Disconnection | | | | | |
|------|-----------|--|--|--------------------------------|---|--|------------|
| | | 1 connection - 2 cables | | | | | |
| | | Disconnection by means of blade type lever, handle lever or mini lever (with tool) | | | | | |
| | | Open (to be equipped) | | | | | |
| | | Can take a blade-type automotive fuse or a miniature circuit breaker | | | | | |
| | | Colour | Nominal cross section (mm ²) | Rigid cable (mm ²) | Capacity Flexible cable (mm ²) | Flexible cable with ferrule (mm ²) | Width (mm) |
| 20 | 0372 80 | Grey ● | 2.5 | 0.5 to 2.5 | 0.5 to 2.5 | 0.5 to 2.5 | 6 |
| | | For fuse cartridge 5 x 20 with handle lever | | | | | |
| 20 | 0372 81 | Grey ● | 2.5 | 0.5 to 2.5 | 0.5 to 2.5 | 0.5 to 2.5 | 6 |
| | | For neutral circuit with blue handle lever | | | | | |
| 20 | 0372 82 | Grey/blue ● | 2.5 | 0.5 to 2.5 | 0.5 to 2.5 | 0.5 to 2.5 | 6 |
| | | For standard circuit with handle lever | | | | | |
| 20 | 0372 83 | Grey ● | 2.5 | 0.5 to 2.5 | 0.5 to 2.5 | 0.5 to 2.5 | 6 |
| | | For standard circuit with mini lever | | | | | |
| 20 | 0372 84 | Grey ● | 2.5 | 0.5 to 2.5 | 0.5 to 2.5 | 0.5 to 2.5 | 6 |
| | | For circuit not broken with handle lever | | | | | |
| 20 | 0372 85 | Orange ● | 2.5 | 0.5 to 2.5 | 0.5 to 2.5 | 0.5 to 2.5 | 6 |
| | | For circuit not broken with mini lever | | | | | |
| 20 | 0372 86 | Orange ● | 2.5 | 0.5 to 2.5 | 0.5 to 2.5 | 0.5 to 2.5 | 6 |

Blown fuse indicators p. 127

| Pack | Cat. Nos. | Function blocks | | | | | |
|------|-----------|--|--|--------------------------------|---|--|------------|
| | | 1 connection - 4 cables - 2 entries/2 outlets - diode-carrier | | | | | |
| | | Colour | Nominal cross section (mm ²) | Rigid cable (mm ²) | Capacity Flexible cable (mm ²) | Flexible cable with ferrule (mm ²) | Width (mm) |
| 60 | 0372 54 | Grey ● | 4 | 0.5 to 6 | 0.5 to 4 | 0.5 to 2.5 | 5 |
| | | 2 connections - 4 cables - 2 levels - diode carrier | | | | | |
| 60 | 0372 55 | Grey ● | 4 | 0.5 to 6 | 0.5 to 4 | 0.5 to 2.5 | 5 |
| | | 2 connections - 4 cables - 2 levels - with LED | | | | | |
| | | Voltage presence indicator (12/24V= /~) | | | | | |
| 60 | 0372 56 | Grey ● | 4 | 0.5 to 6 | 0.5 to 4 | 0.5 to 2.5 | 5 |

Accessories p. 126-127


End stops p. 126

CAB 3 marking system **p. 140-142**
 Starfix ferrules and crimping tools **p. 148-149**



Download the full file at

<http://assets.kempstoncontrols.com/doc/Legrand%20Industrial%20and%20power%20protection%20catalogue.pdf>



KEMPSTON
CONTROLS